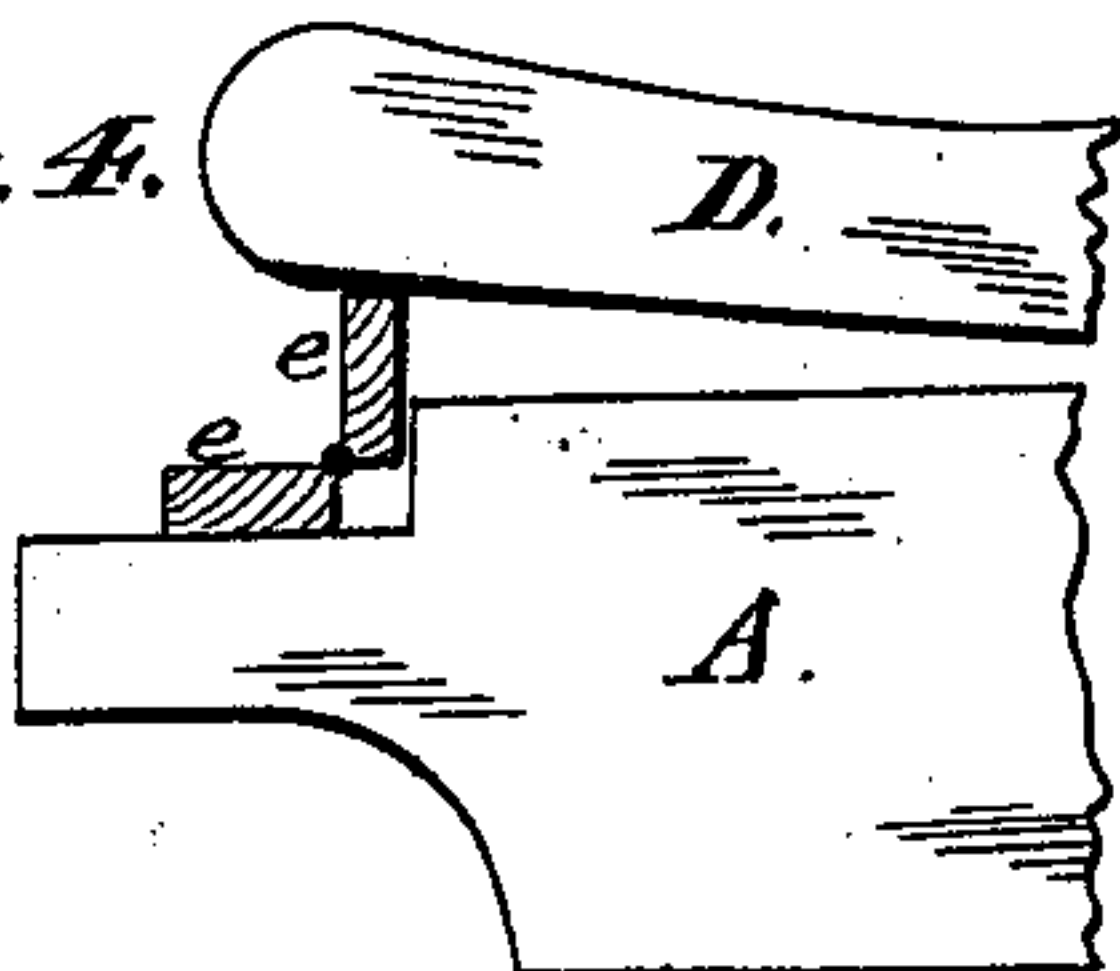
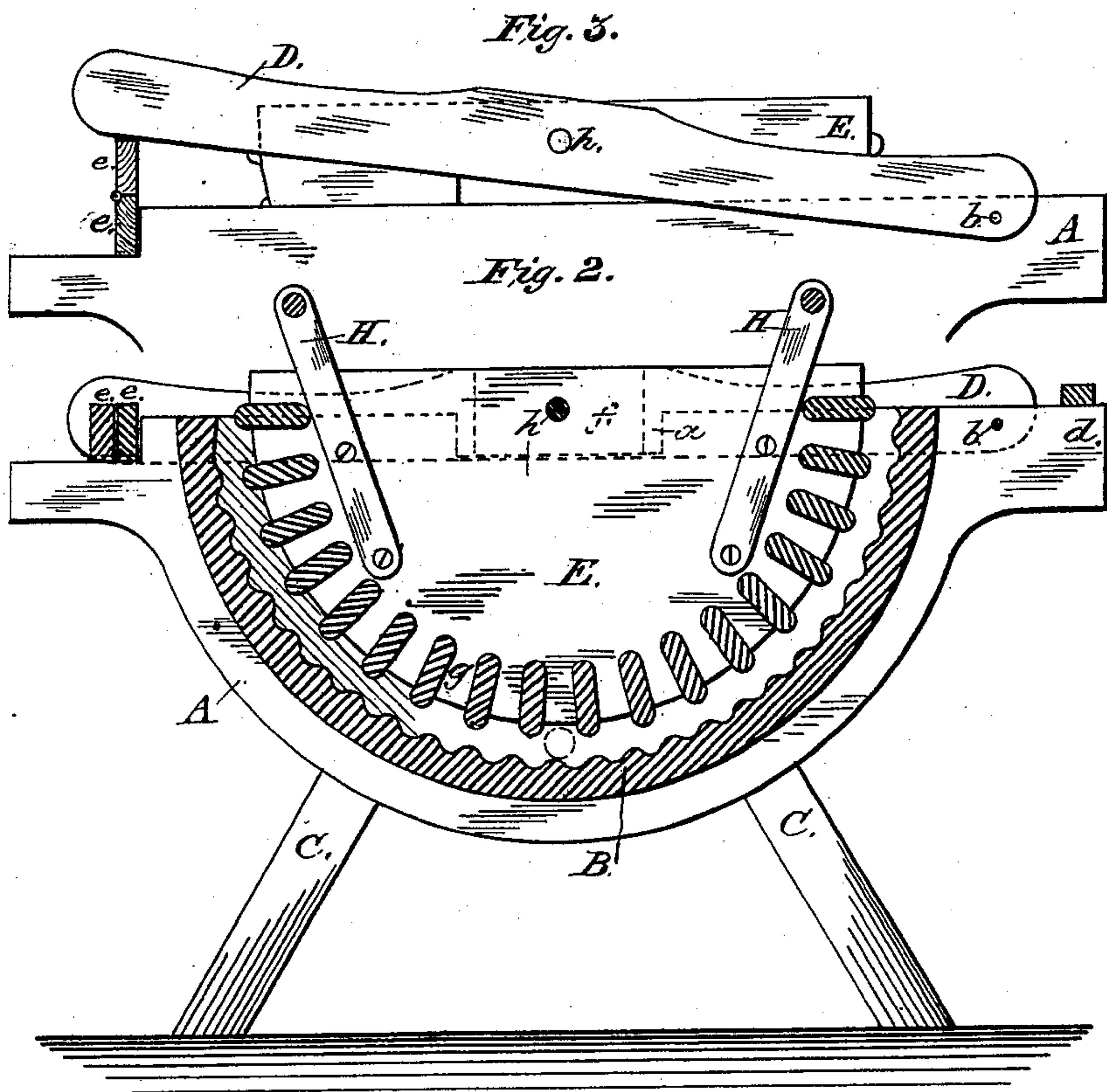
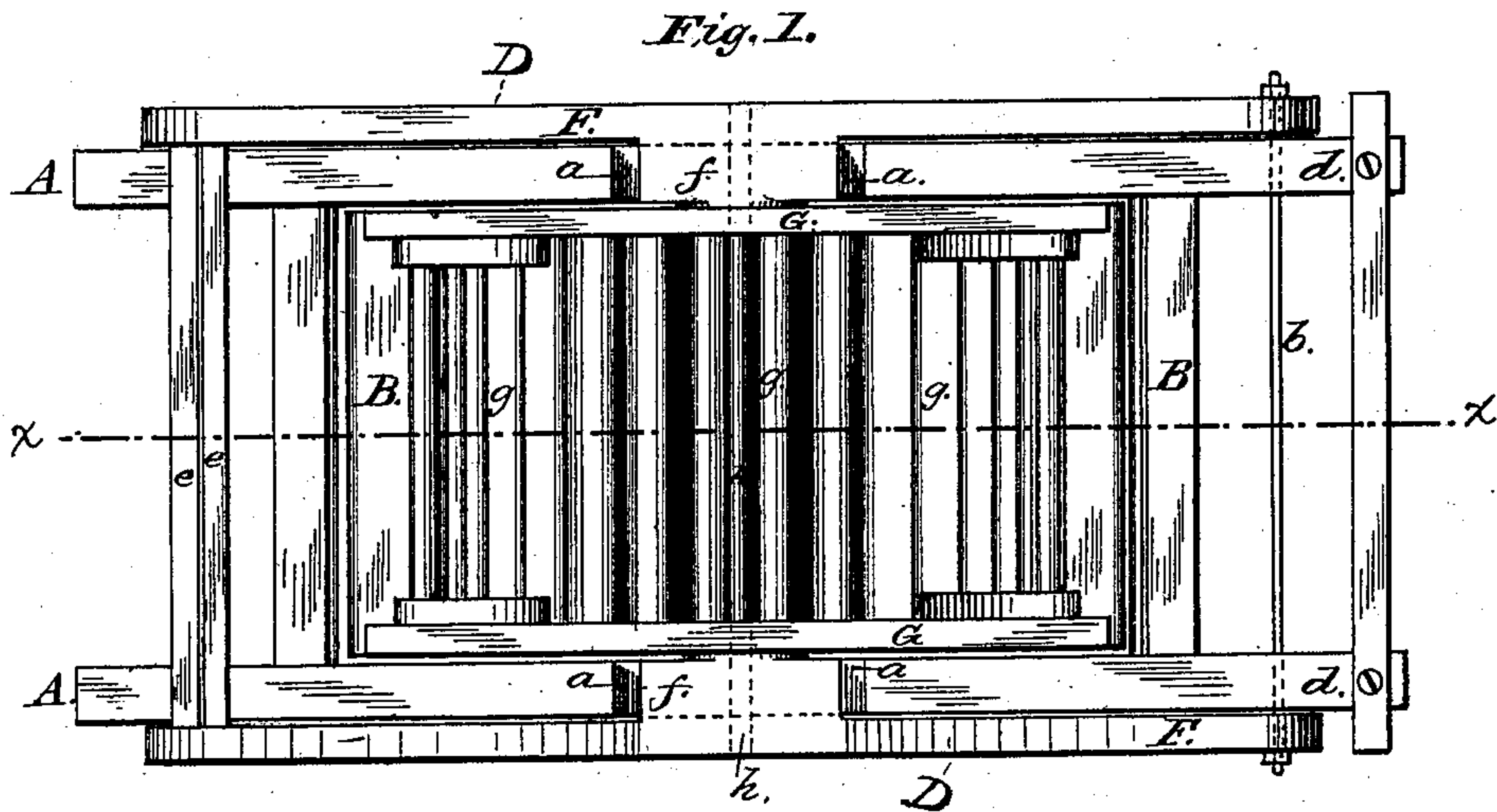


H. SCHMELZPFENNING. Washing-Machine.

No. 204,917.

Patented June 18, 1878.



Witnesses.

J. C. Brecht.
J. D. Patten.

Inventor:

Hermann Schmelpfenning,
by Wm. G. Anderson
Attorney.

UNITED STATES PATENT OFFICE.

HERMANN SCHMELZPFENNING, OF CAMPBELLSBURG, KENTUCKY.

IMPROVEMENT IN WASHING-MACHINES.

Specification forming part of Letters Patent No. **204,917**, dated June 18, 1878; application filed May 2, 1878.

To all whom it may concern:

Be it known that I, HERMANN SCHMELZPFENNING, of Campbellsburg, in the county of Henry and State of Kentucky, have invented certain new and useful Improvements in Washing-Machines; and I do hereby declare that the following is a full, clear, and exact description of my invention, which will enable others skilled in the art to which it appertains to make and use the same, reference being had to the accompanying drawings, and to the letters of reference marked thereon, which form a part of this specification, in which—

Figure 1 is a top view of the machine; Fig. 2, a vertical longitudinal section thereof through the line *x x* of Fig. 1; Fig. 3, a full elevation of the hinged frame and the rubber or basket, and Fig. 4 a partial elevation of the hinged frame that supports the basket.

My invention consists of a suds-box, a basket or rubber suspended within a frame which is hinged to one end of the box, and a leverage device, substantially such as hereinafter described, for regulating the pressure on the clothes.

In the accompanying drawings, the letter A indicates the body of the machine, which has a semi-cylindrical chamber, B, forming the suds-box, and is supported by posts C. The interior surface of the suds-box is corrugated, as shown, and on one side, at or near its bottom, is an orifice, through which, when the plug is withdrawn, the water may flow out. To the upper portion of the suds-box or of the body of the machine, at one end thereof, is hinged a frame, D, in which is suspended a basket or rubbing device, E. This frame is composed of two bars, F, which have shoulders *f* on their inner surfaces and somewhere about the middle thereof, which shoulders, when the frame is lowered, set in recesses *a* formed in the sides of the suds-box, thus affording the frame a firm and stable bearing on the body of the machine. A rod, *b*, passes through these two bars F at one end, and through the extensions *d* of the body of the machine, thereby hinging the frame at one end to the machine.

It is obvious that, instead of having a single rod extending from one side of the machine to the other, the frame may be hinged by means

of separate bolts. At the opposite end of this frame, connected to the two side bars thereof, and extending across the body of the machine, are two bars, *e e*, hinged to each other and adapted to be folded. The function of these bars is that of a lever adapted, by being folded or unfolded, to lower or raise the frame, and with it the rubber, thereby diminishing or increasing the space between the basket or rubber and the rubbing-surface of the suds-box. The effect of this is to increase or lessen the pressure of the rubber against the clothes in the box.

The basket or rubber is semi-cylindrical in form, its circle being considerably less than that of the suds-box, in order that the space between the two may be sufficient to contain the clothes to be washed, and it is composed of two sides, G, and cross-strips *g*, the latter extending a little outside of the circle described by the contour of the sides, and having rounded polygonal or V-shaped edges, and being placed in a position so as to leave interstices between every two. This basket or rubber is suspended in the frame described by means of a rod, *h*, which is passed through the sides of the rubber at about the center of the circle and into the shoulders of the hinged frame, which form journal-bearings for the rod. The rubber thus suspended has a rocking motion, and is provided with levers or handles H, composed of bars fastened to the sides of the rubber, and connected by a rod to be grasped by the operator in working the machine.

A machine made according to this description is simple, compact, and substantial in parts and construction, and effective in operation.

The operation is as follows: The frame D is thrown back, and with it is carried the rubber or basket. The clothes which have first had soap applied to them are then placed in the suds-box. Warm water is next poured into the box, and then the frame is brought down, and with it the basket, the latter coming into contact with the garments in the suds-box. The operator then grasps the lever or handle of the basket and sets the latter in motion. In a short time the garments are cleansed, the frame and rubber are thrown back, the clothes

removed, and the water allowed to flow out through the orifice in the box.

Having described my invention, what I claim is—

The hinged frame D, having suspended therein the basket or rubber E, in combination with the suds-box B and lever *e e*, substantially as and for the purpose set forth.

In testimony that I claim the foregoing as my own I hereto affix my signature in presence of two witnesses.

HERMANN SCHMELZPFENNING.

Witnesses:

MATTHEW MCCOLLISTER,
G. SAMS.