

H. W. MINNEMEYER.  
Back-Band Hook.

No. 204,910.

Patented June 18, 1878.

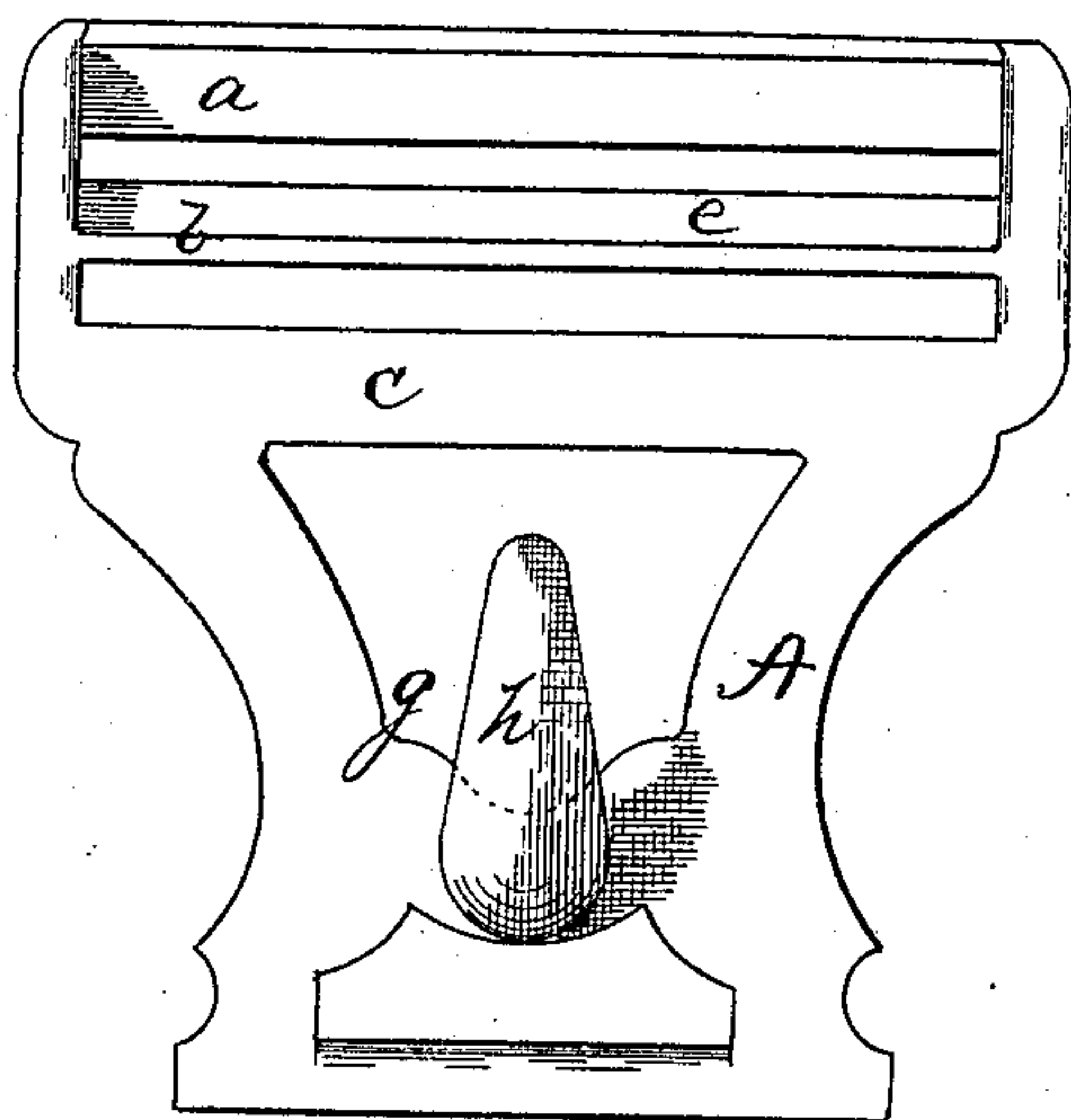


Fig. 1.

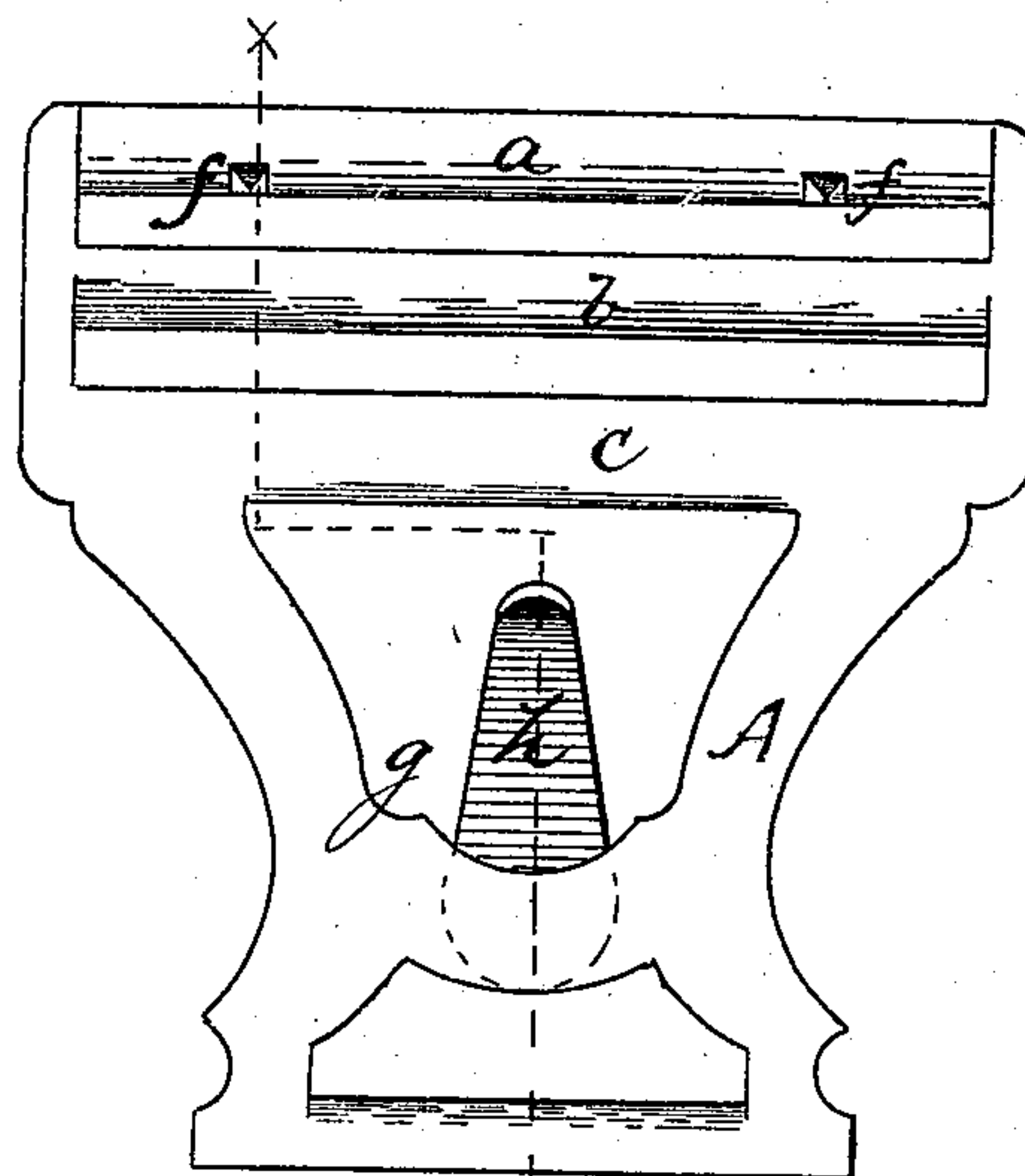


Fig. 2.

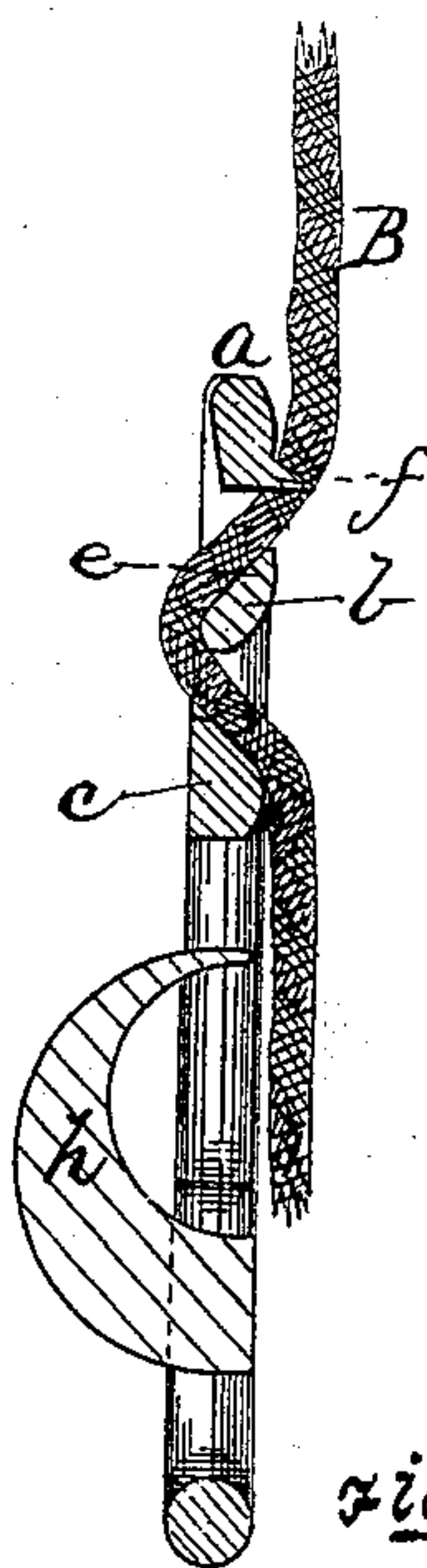


Fig. 3.

Witnesses  
J. K. Smith  
R. C. Wenshield

INVENTOR  
Henry W. Minnemeyer  
By Bakewell & Kerr  
Attys

# UNITED STATES PATENT OFFICE.

HENRY W. MINNEMEYER, OF PITTSBURG, PENNSYLVANIA.

## IMPROVEMENT IN BACK-BAND HOOKS.

Specification forming part of Letters Patent No. **204,910**, dated June 18, 1878; application filed May 6, 1878.

*To all whom it may concern:*

Be it known that I, HENRY W. MINNEMEYER, of Pittsburg, in the county of Allegheny and State of Pennsylvania, have invented a new and useful Improvement in Adjustable Back-Band Hooks; and I do hereby declare the following to be a full, clear, and exact description thereof, reference being had to the accompanying drawing, forming part of this specification, in which—

Figure 1 is a face view of a back-band hook embodying my invention. Fig. 2 is a view of the reverse side of the same; and Fig. 3 is a sectional view on the line *x x*, Fig. 2.

Like letters refer to like parts wherever they occur.

This invention relates to certain improvements in the construction of that class of articles known as "back-band hooks," or the combined hook and buckle used to connect back-band and trace-chains for the support of the chains of plow and like harness of cheap nature and common use.

It has for its object the cheap construction of a cast-metal hook which shall be readily adjustable on the back-band, and one not liable to become accidentally disengaged when in use.

To this end it consists in forming this hook-plate with beveled center bar, and a series of projecting points upon the under or reverse side of the outer cross-bar, whereby the back-band, of webbing or other suitable material, is held securely with the least amount of crimping, and the tendency of the strain is to straighten the band and tighten the bite of the points.

I will now proceed to describe my invention, so that others skilled in the art to which it appertains may apply the same.

In the drawing, *A* indicates the slotted hook-plate, having at the part opposite the buckle two or more slots dividing the plate

into cross-bars *a b c*. Of these bars the middle one, *b*, is formed with a bevel or slope on its interior surface, as at *e*, and the outer bar, *a*, is provided with a series of projecting points, *f*, arranged near the inner edge of the bar, and projecting from the rear surface at, or nearly at, right angles. To the broad slotted portion *g* of the plate *A* the abruptly-curved trace-hook *h* is secured.

When in use the back-band or webbing *B* is passed under bars *a* and *c*, and over bar *b*, the bevel *e* of bar *b* permitting the webbing to assume a short crimp or bend, which brings the band directly and securely against the points *f* in the rear edge of bar *a*, and the lower end of the band of webbing or other suitable material will hug the slotted portion *g* of the plate, and act as a keeper to prevent the escape of the chain from hook *h*.

This hook can be readily cast without a core, and subsequently rendered malleable, so as to be cheaply and easily produced, will have a neat appearance when finished, and is effective and durable.

I am aware that a back-band hook having a center bar provided with downwardly and outwardly projecting points has heretofore been devised, and do not herein claim such subject-matter.

Having thus described the nature and advantages of my invention, what I claim, and desire to secure by Letters Patent, is—

The back-band hook formed in a single piece, with center beveled bar, a series of points projecting from the rear face of the upper bar, and the trace-hook, the whole substantially as and for the purpose specified.

In testimony whereof I, the said HENRY W. MINNEMEYER, have hereunto set my hand.

H. W. MINNEMEYER.

Witnesses:

R. H. WHITTLESEY,  
F. W. RITTER, Jr.