

J. N. LAWRENCE.
Adjustable-Dummies.

No. 204,833.

Patented June 11, 1878.

Fig. 3.

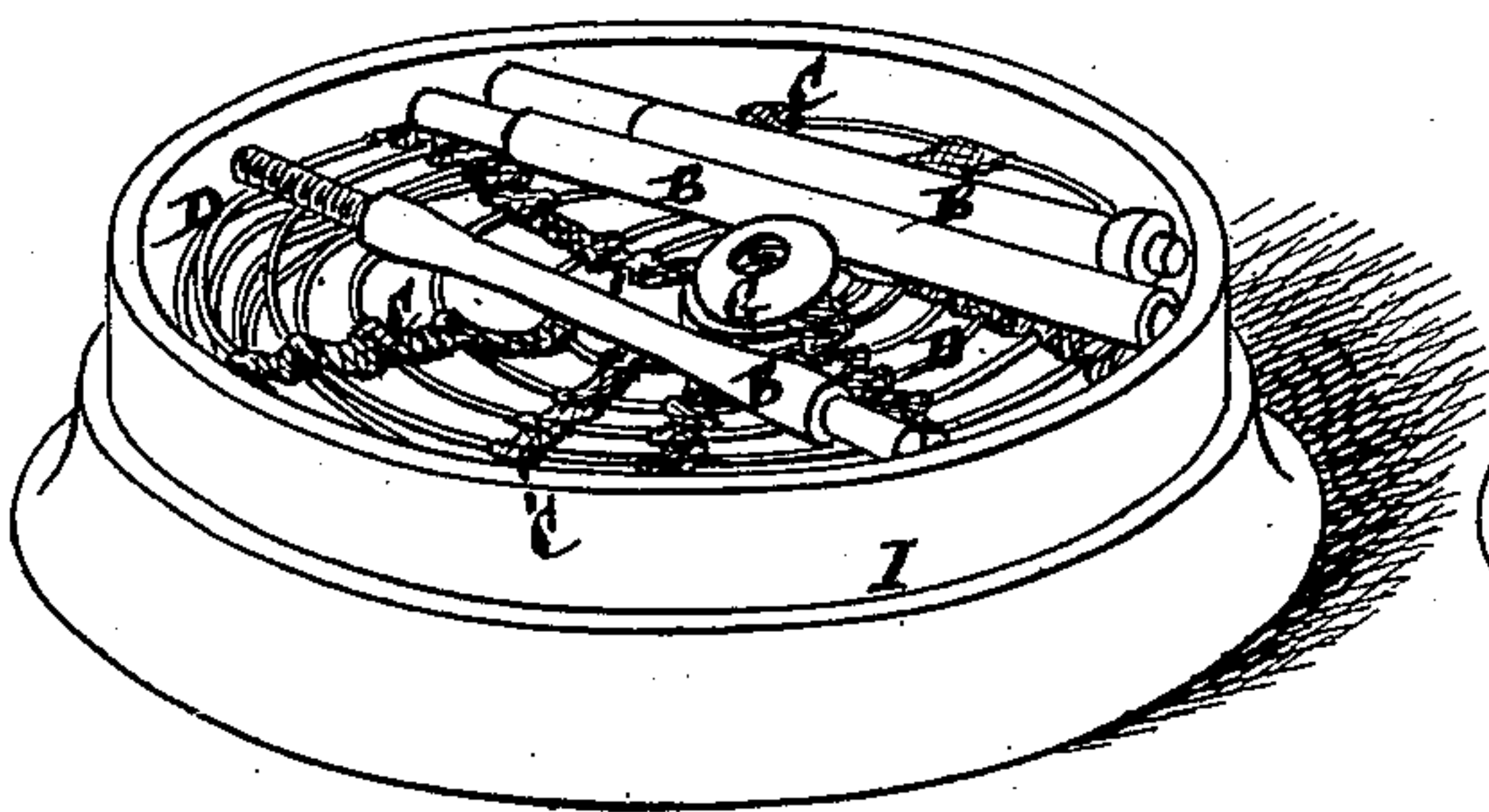


Fig. 4.

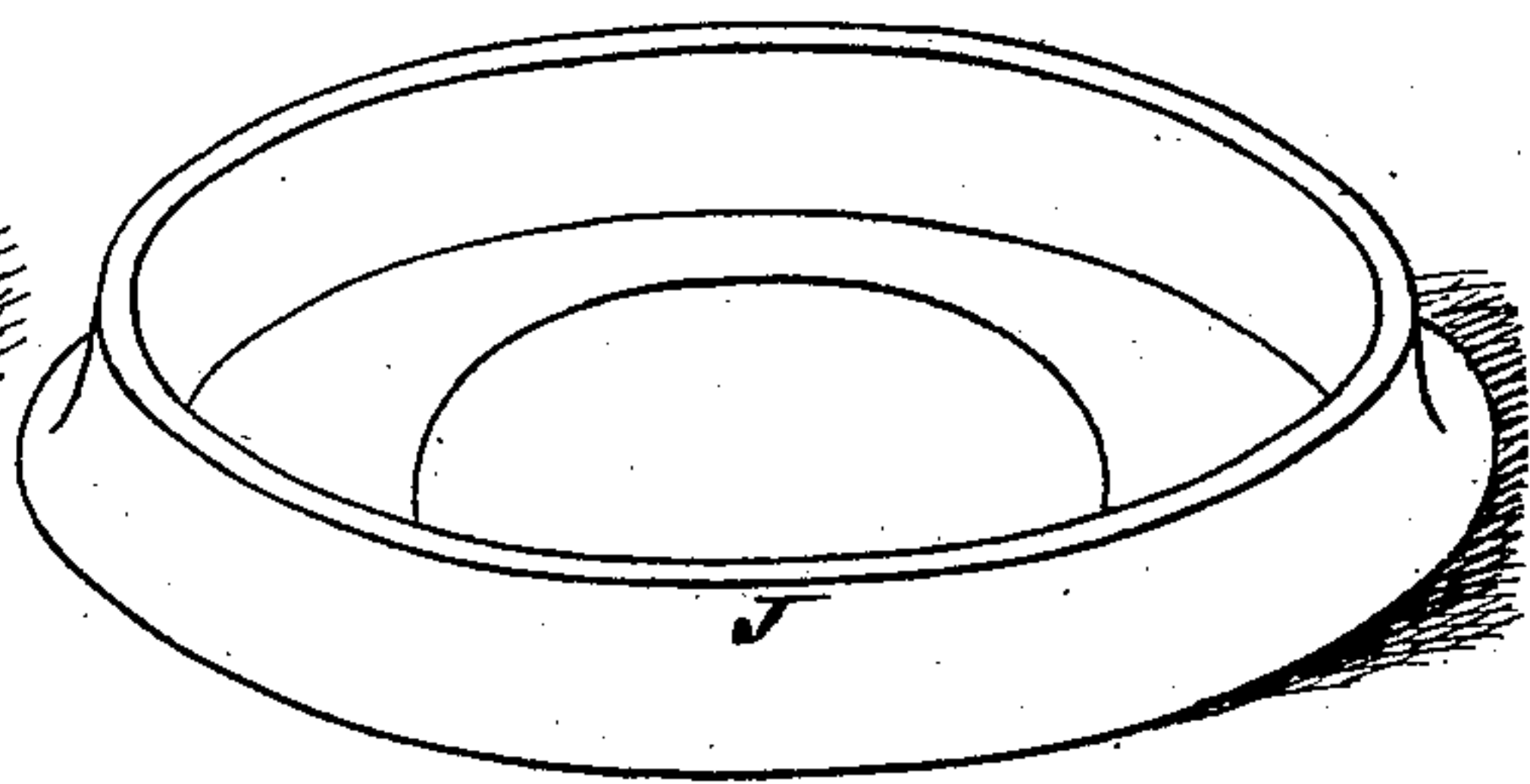


Fig. 2.

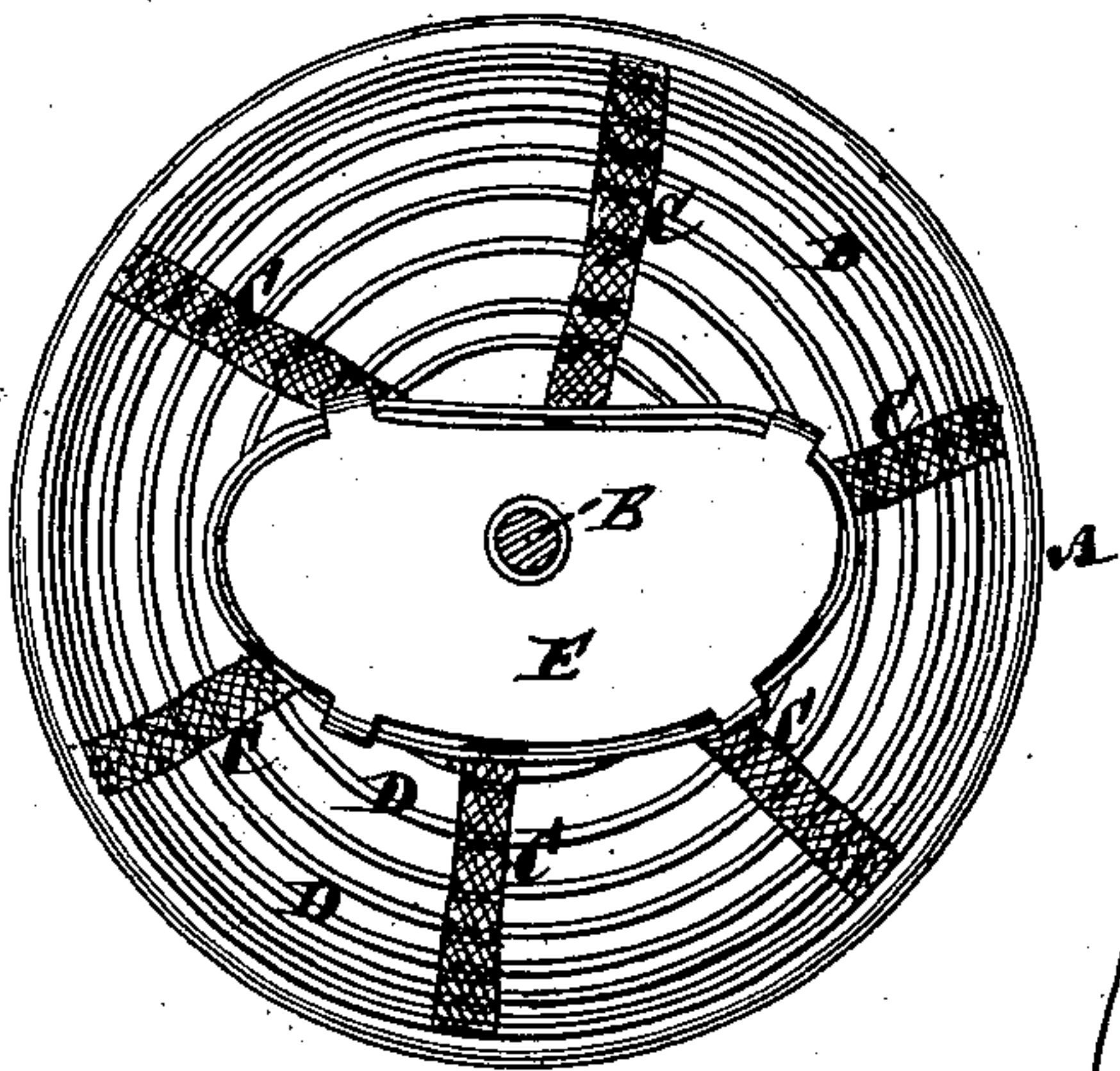
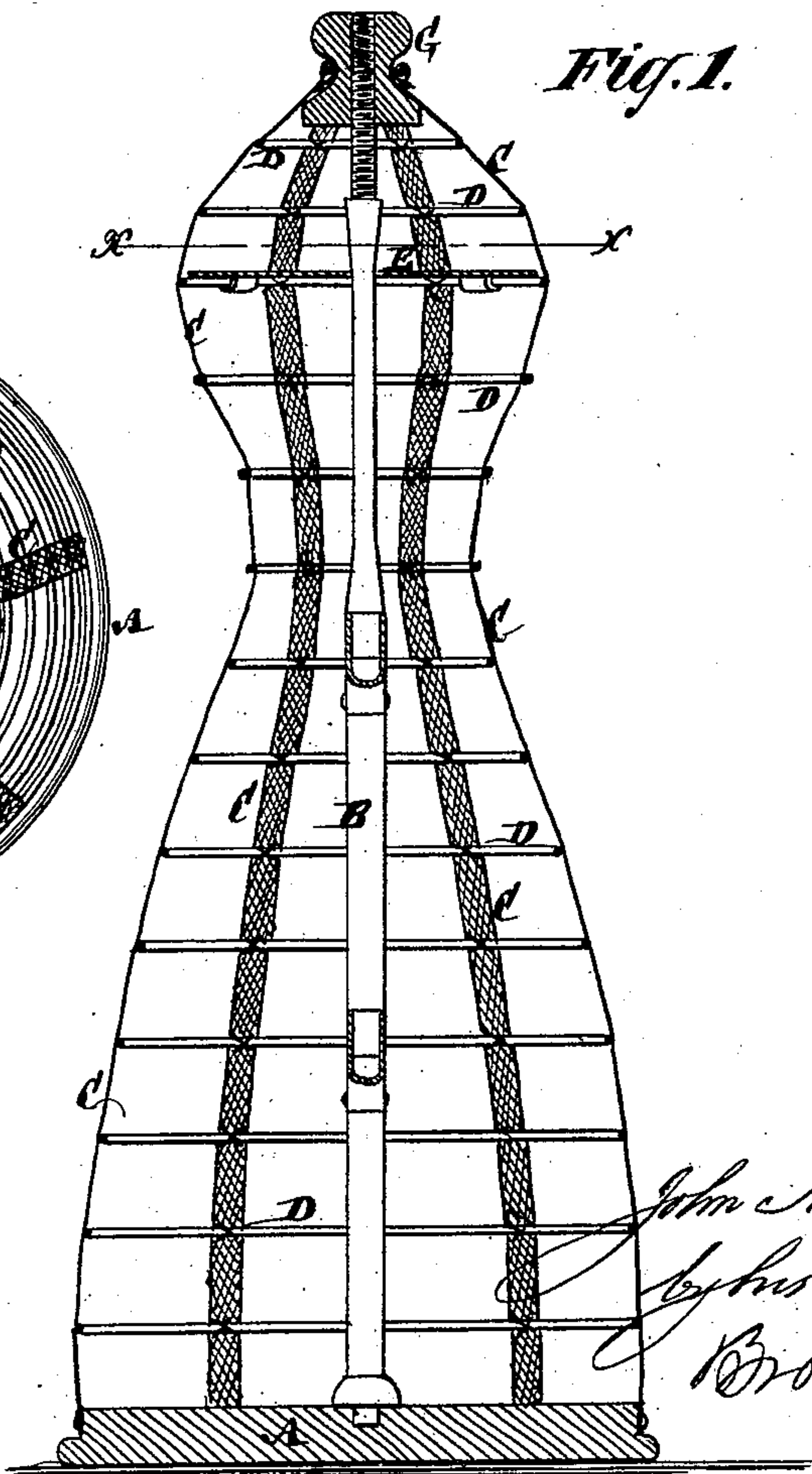


Fig. 1.



Witnesses

John Becker
Fred. Hayes

Inventor

John N. Lawrence
by his Attorneys
Brown & Allen

UNITED STATES PATENT OFFICE.

JOHN N. LAWRENCE, OF WILLIAMSBURG, BROOKLYN, NEW YORK.

IMPROVEMENT IN ADJUSTABLE DUMMIES.

Specification forming part of Letters Patent No. **204,833**, dated June 11, 1878; application filed May 9, 1878.

To all whom it may concern:

Be it known that I, JOHN N. LAWRENCE, of Williamsburg, Brooklyn, in the county of Kings and State of New York, have invented a new and useful Improvement in Forms for Trimming and Exhibiting Ladies' Dresses, of which the following is a description, reference being had to the accompanying drawing, forming part of this specification.

This invention is more especially designed as a means for holding ladies' dresses extended for the purpose of determining the proper arrangement or positions of the trimmings thereon, and of tacking or otherwise securing, if desired, said trimmings to their places. It may also be used, however, as a form for exhibiting dresses.

The invention consists in an extensible and collapsing frame or form of novel construction, for the purpose or purposes specified, whereby said form, when not in use, or when it is necessary to transport it, may be packed away in a contracted space, and whereby it may be readily extended when required for use. Said form, which combines lightness with stability, will be found very useful in families and by others, and dispenses with the employment of a person on whom to place the dress for the purpose of trimming it, or for determining the proper places for the trimming.

Figure 1 represents an elevation, partly in section, of my improved form extended; Fig. 2, a horizontal section of the same on the line *xx*. Fig. 3 is a view, in perspective, of the form when collapsed within a box; and Fig. 4, a perspective view of the lid of said box.

The form, which when extended may be of varying profile, is composed, mainly, of a base, a center-post, a series of suspension tapes or straps, having attached to them wire or other hoops of varying sizes, one above the other, and adjusting means for holding the form stretched or extended, and for allowing of the collapse of the form when required.

Referring, in the first instance, to Figs. 1 and 2 of the drawing, A is the base, preferably of circular form; B, the center-post, constructed to fit loosely or removably at its lower end in or on the base; and C C, the suspension-tapes, having secured to them a series of wire hoops, D D, of varying sizes, and arranged at

suitable distances apart, one above the other, also having attached to them an upper plate, E, which serves to keep the upper hoops in shape, and also serves to guide and steady the center-post. The lower hoops may be of a circular form, and the upper ones of a shape approximating that of the human bust. The lower ends of the tapes are secured to the base A, and their upper ends, by a ring or carrier, to a screw knob or nut, G, which screws on the upper end of the center-post.

On screwing outward the nut G, which forms a means of adjustment, the tapes are stretched and the form or frame is held extended; but on screwing inward said nut the tapes are relaxed, so that the center-post may be removed from the base A, and afterward be unscrewed from the nut to provide for stowing it away, and so that the hoop portion of the form may be collapsed to pack away in a small compass, or within a box of no greater size than is necessary to receive the base and collapsed hoops.

The center-post B might be made in a single piece; but I prefer to make it jointed or in detachable sections, as shown in the drawing, whereby the post also may be packed away, along with the other details of the form, in a box of the dimensions above named, as represented in Fig. 3, and in which I indicates the box, provided with a removable lid, J, Fig. 4.

If desired, the base A may be secured within the box; or it may be constructed to form the box itself.

I claim—

An extensible and collapsible frame or form, consisting of the base A, the center-post B, constructed of a series of movable sections, the series of vertical tapes C, carrying the series of hoops D, and attached at their lower ends to the base, and the adjustable screw knob or nut G on the center-post, to which the upper ends of the tapes C are attached, the whole constructed and combined substantially as described, whereby the entire form may be detached and packed for transportation, or set up for use, as set forth.

JOHN N. LAWRENCE.

Witnesses:

HENRY T. BROWN,
FRED. HAYNES.