

A. B. SMITH.
Fence-Post.

No. 204,771.

Patented June 11, 1878.

Fig. 1.

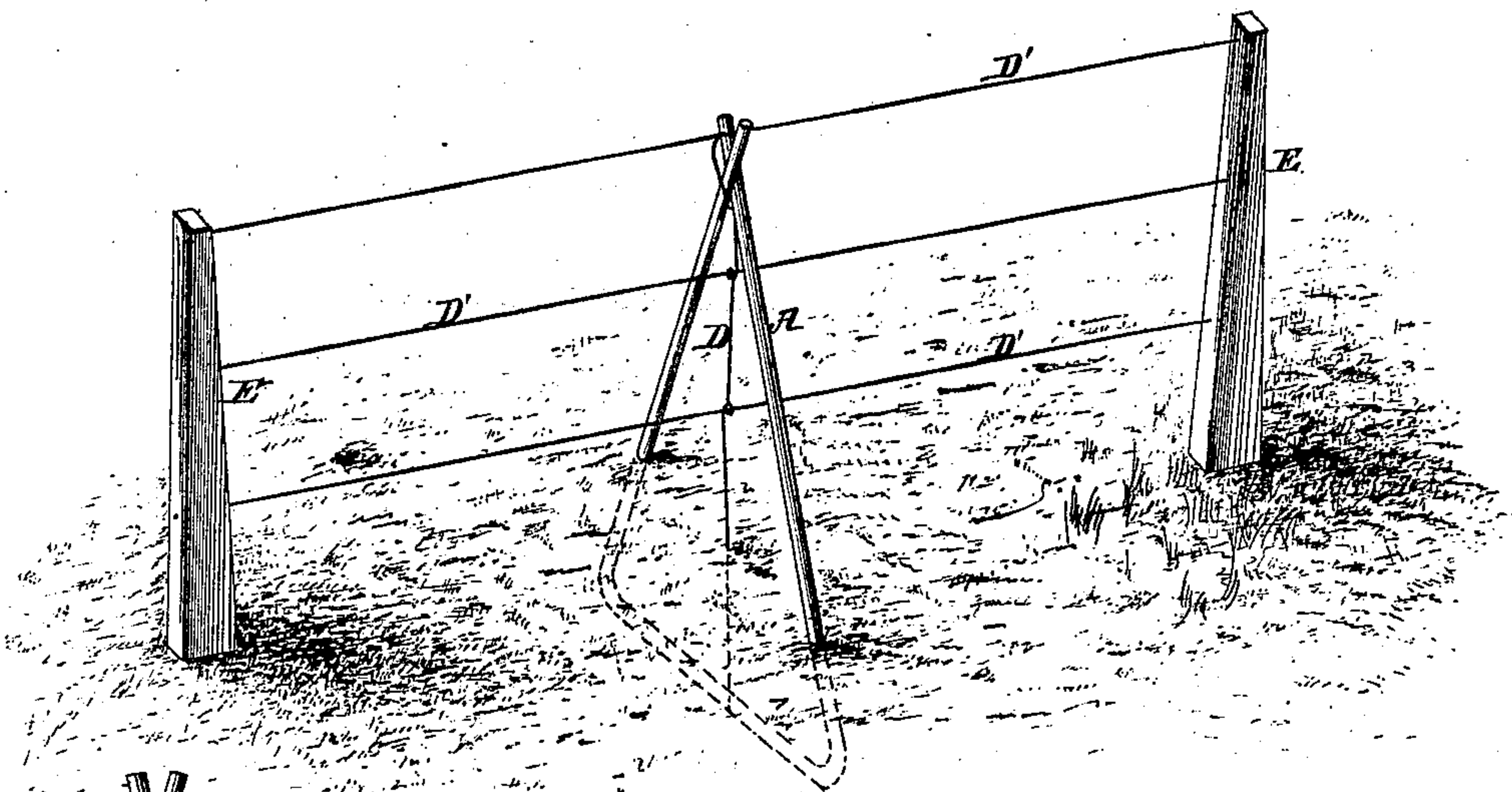


Fig. 2.

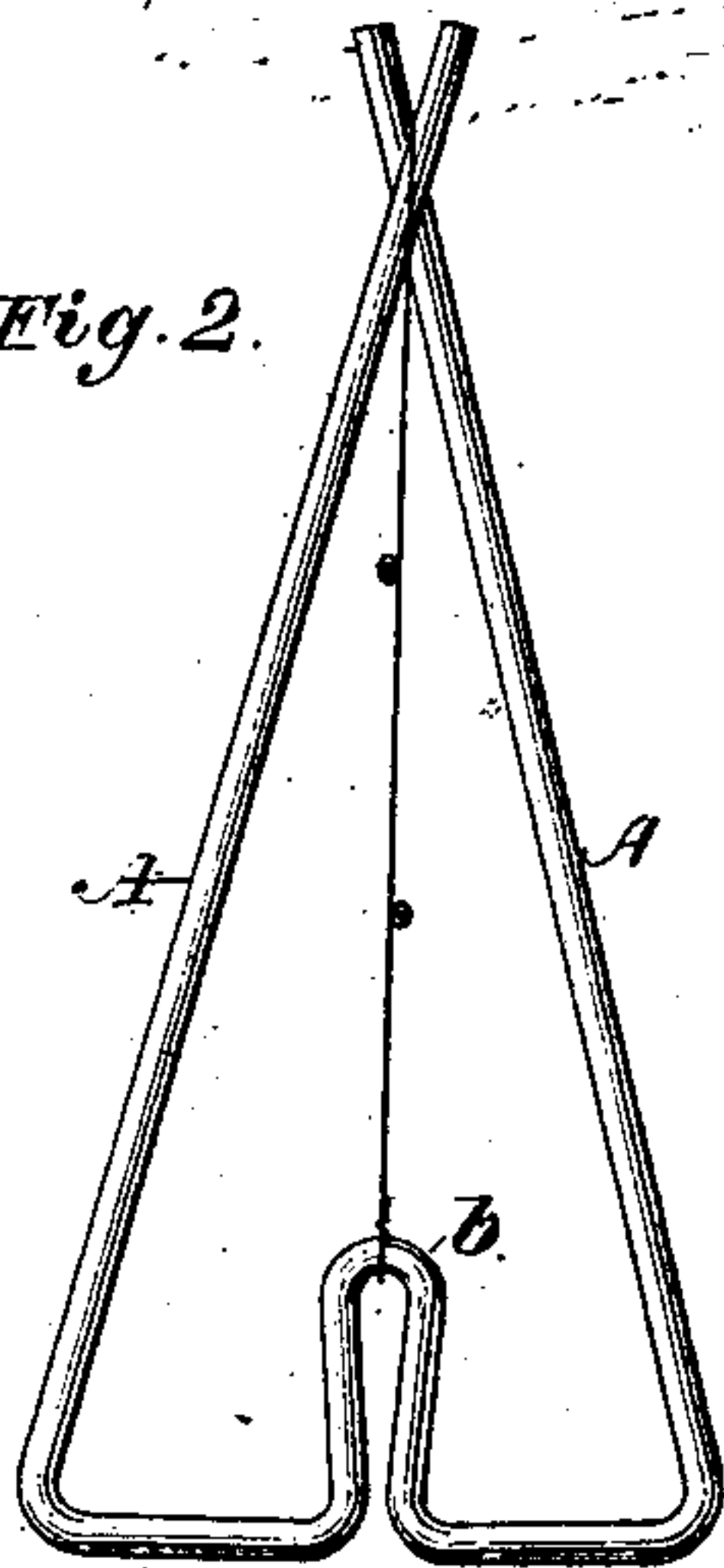
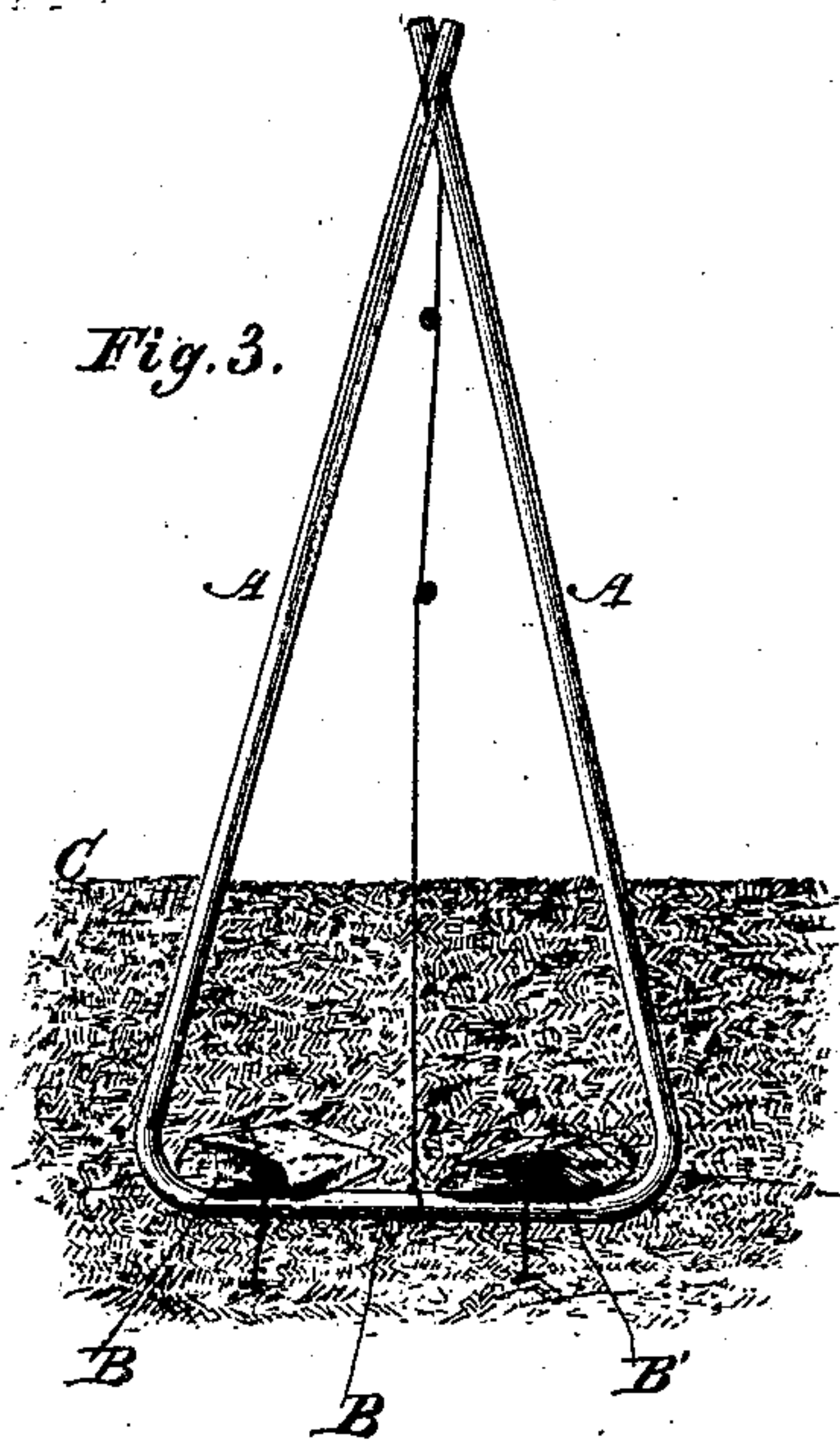


Fig. 3.



Attest

*J. W. Dorel
E. A. Hale.*

Inventor.

Alfred B. Smith

UNITED STATES PATENT OFFICE.

ALFRED B. SMITH, OF BYRON, ILLINOIS.

IMPROVEMENT IN FENCE-POSTS.

Specification forming part of Letters Patent No. 204,771, dated June 11, 1878; application filed September 22, 1876.

To all whom it may concern:

Be it known that I, ALFRED B. SMITH, of Byron, in the county of Ogle and State of Illinois, have invented a new and useful Improvement in Fence-Posts; and I do hereby declare that the following is a full and exact description of the same, reference being had to the accompanying drawings, and to the letters of reference marked thereon.

Figure 1 shows the post in position anchored beneath the surface of the ground, and the manner of securing the wires to the same. Fig. 2 is a modification of Fig. 1, showing the upwardly-bent portion of the base. Fig. 3 shows the post seen in Fig. 1 set in the earth and anchored in place with stones.

The object of the invention is to provide a metallic fence-post adapted for use in the construction of wire fences, simple in its parts, and easily made by an ordinary mechanic, and combining durability and firmness by having the post and the wires of the fence each support the other; and it consists of a round or other form of metallic rod, made in an isosceles-triangular shape, with or without the central eye rising from the base, preferably made from one piece of metal, having the ends crossed and welded together at the top, and the same secured to the upper longitudinal wire or wires, for the purpose of mutual support. It is further provided with a central vertical rod or wire, which is secured by one of its ends to the top of the post, and by the other end to the cross-bar or base beneath the surface of the ground, or to the eye of the central raised portion, which rises above the ground. This central vertical wire is wrapped about or otherwise firmly united to the longitudinal wires of the fence, which keep the said wires in their true position, both vertically and laterally, all of which will be hereinafter described.

In the drawings, A represents the longer legs of the triangle; B, the cross-bar or the shorter portion of the said triangle, which may be raised in the center, as shown, and by use of which the central rod D may be entirely above ground. B' are the anchors of stone or other material placed upon the top

of the part B, and by which, in connection with a wide base, the lateral displacement of the post is prevented.

The line C represents the surface of the earth; D, the central vertical wire, and D' the longitudinal wires.

The upper longitudinal wire lies within the recess formed by the crossing of the upper ends of the legs A, near the point where the same are welded together. At this same point the vertical wire is secured to both the post and the upper longitudinal wire, and by means of which the swaying of the post is prevented, for it will be observed that these longitudinal wires are drawn taut and secured to the corner or stretching post (designated E in the drawings.)

These stretch-posts may be of wood or metal, placed a long distance apart from each other, while the intervening or wire-supporting posts are made as hereinbefore described, and the subject of this invention.

The vertical central wire may, if desired, be enlarged at the lower end, where the same is beneath the ground surface, so as to retard the early corrosion of the part buried in the earth; or a cross-rod may be secured to the triangular legs at a point above the ground, and to which the said vertical wire may, at its lower extremity, be secured, as will be readily understood.

The operation and manner of setting the post and securing the wires to the same will also be readily understood without further description.

This construction of post is more especially adapted for use upon prairie land, where large tracts or fields can be cheaply and quickly inclosed by a durable fence, and, by using the ordinary barbed wire for the longitudinal portions, crops can be secured from all depredations of the larger class of animals, or the said animals can be easily retained within the said inclosure, as may be desired.

Having now described my invention, what I claim as new, and desire to secure by Letters Patent, is—

1. The isosceles-triangular-shaped metal

fence-post, made from a single rod, the top ends crossed, forming a recess for holding the upper longitudinal wire, the bottom secured in the earth, as described, in combination with the longitudinal wires of the fence, substantially as shown and set forth.

2. In combination with the isosceles-triangular-shaped post, crossed at the top, as shown, the longitudinal wires D' and metallic

central rod D, for securing purposes, substantially as shown and described.

This specification signed and witnessed this 13th day of September, 1876.

ALFRED B. SMITH.

Witnesses:

G. W. FORD,

E. A. HALE.