

C. P. HOUSUM & H. W. HILL.
Device for Marking Animals.

No. 204,736.

Patented June 11, 1878.

Fig. 1.

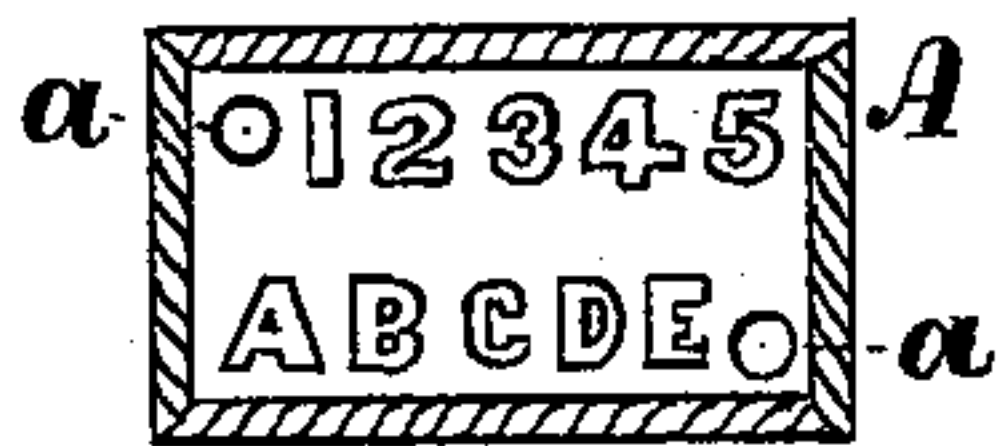


Fig. 2.

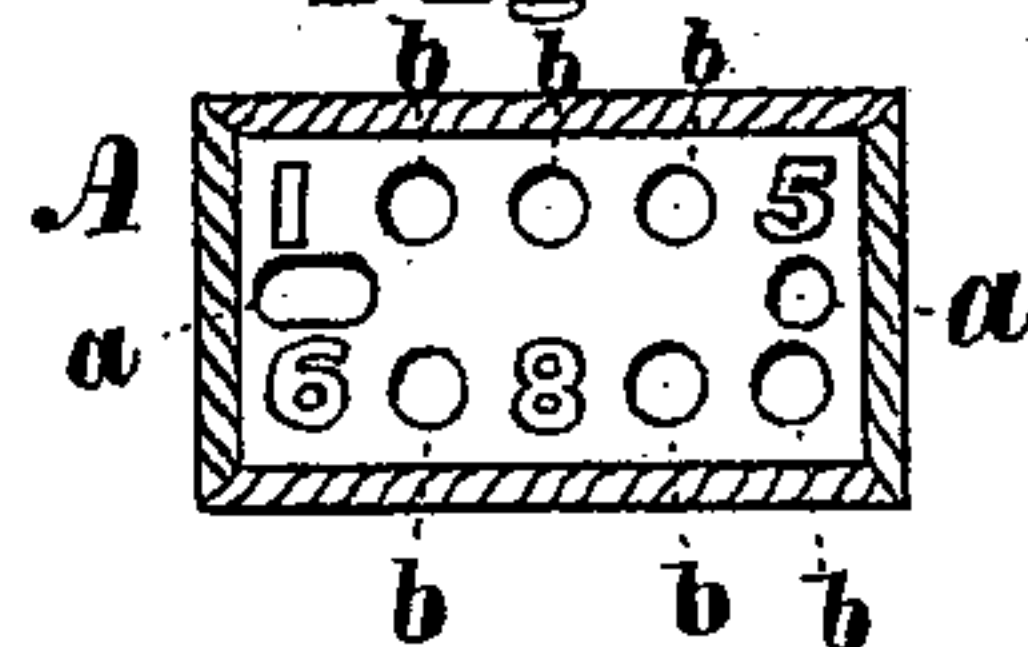


Fig. 3.

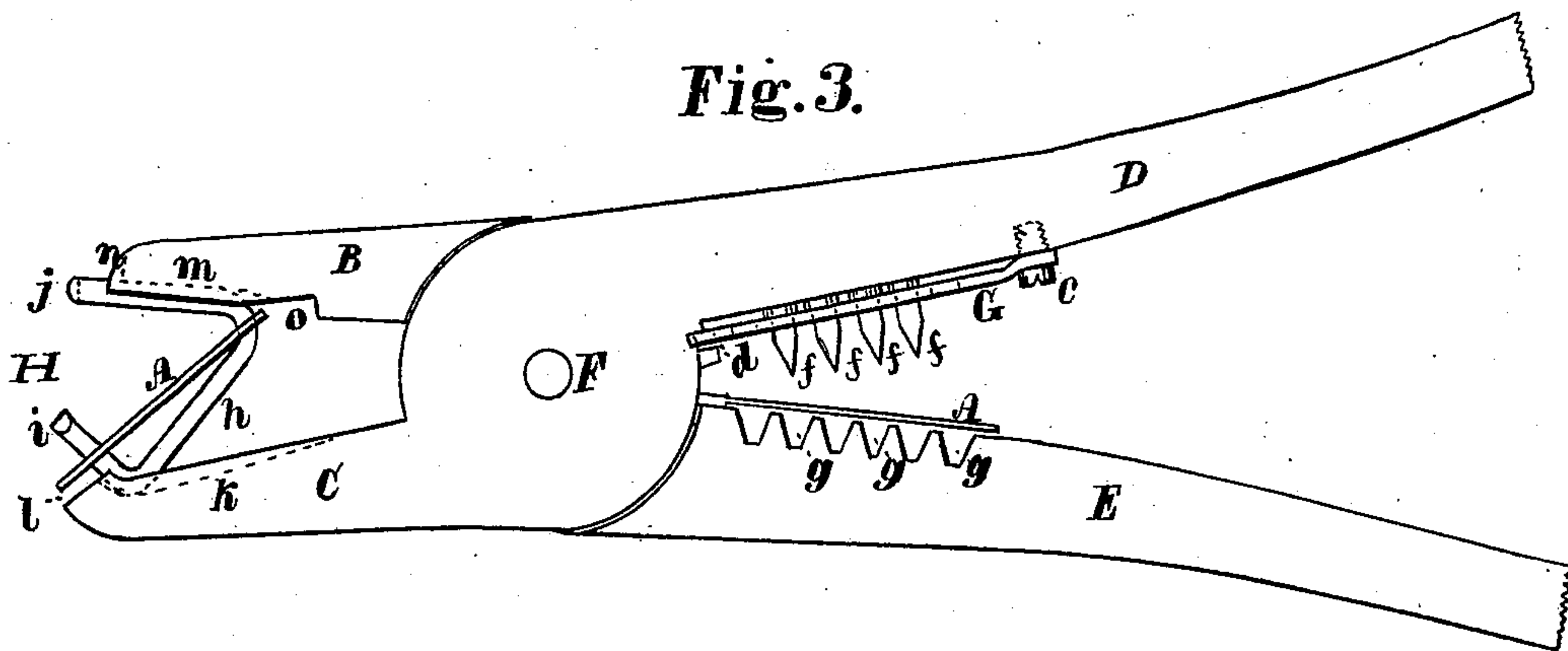


Fig. 4.

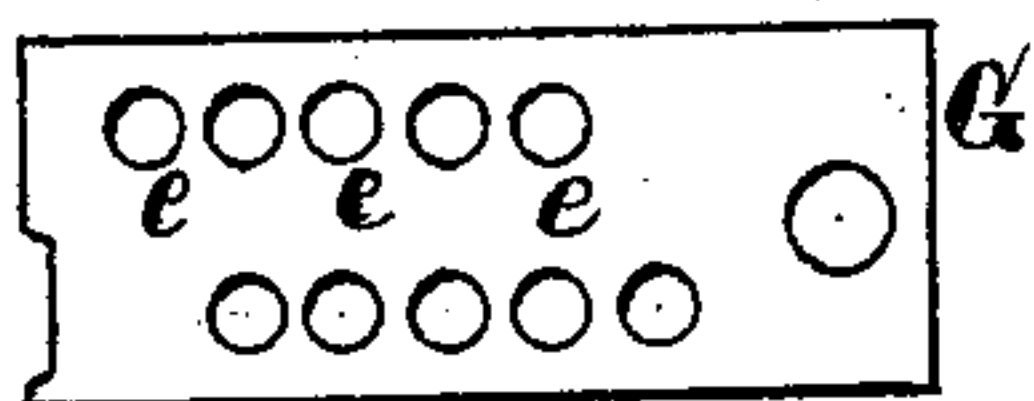
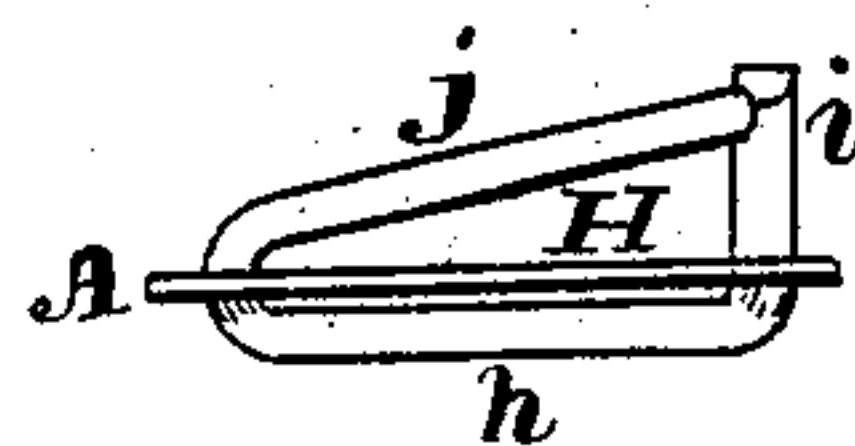


Fig. 5.



Fig. 6.



WITNESSES:

Theo. Coleman.
John Dixby.

INVENTORS:

Charles P. Housum.
Herbert W. Hill

UNITED STATES PATENT OFFICE.

CHARLES P. HOUSUM AND HUGH W. HILL, OF DECATUR, ILLINOIS.

IMPROVEMENT IN DEVICES FOR MARKING ANIMALS.

Specification forming part of Letters Patent No. **204,736**, dated June 11, 1878; application filed February 15, 1878.

To all whom it may concern:

Be it known that we, CHARLES P. HOUSUM and HUGH W. HILL, of Decatur, in the county of Macon and State of Illinois, have invented a new and useful Improvement in the Art of Marking Animals, &c., which improvement is fully set forth in the following specification, reference being had to the accompanying drawings, in which similar letters of reference indicate like parts.

Figure 1 is a plan of a tag embodying our invention. Fig. 2 shows a tag in which some of the characters have been erased. Fig. 3 is a plan of instrument for erasing the characters and for closing the ring; Fig. 4, a plan of plate for holding the punches for erasing device; Fig. 5, a plan of punch; and Fig. 6 shows a ring or link closed on a tag.

The invention relates to an improvement in the art of marking animals, &c.

Heretofore tags or strips of metal and rings have been used for marking animals, &c., with the owner's name or initials impressed thereon. This method is objectionable on account of the great expense of dies for impressing each individual's name or initials. Having a tag with a series of letters, figures, or characters impressed thereon enables manufacturers to furnish the tags cheaper and dealers to handle the goods, the user changing the combination of characters by erasing one or more of them, the remaining characters forming the mark, which is as readily identified and registered as the name or initials would be.

The object of our invention is to provide a sheet-metal tag with a series of figures, letters, or characters impressed thereon, the metal thin enough so that one or more of the characters can be disfigured, erased, or punched out to change the combination—an erasing device consisting of a series of punches attached to the handle or jaws of a pair of pinchers, the punches being changeable, an acute triangular form of ring for attaching the tag to the animal's ear, and a device for closing the ring.

A represents the tag, made of sheet metal, and with a series of figures, letters, or characters impressed thereon. Holes *a a* are provided at opposite ends for the ring by which

the tag is attached to the animal's ear, or to tack the tag to any article desired to be marked. In Fig. 2 the tag is shown with some of the characters punched out, thereby changing the combination.

Fig. 3 shows a pincher-shaped implement, consisting of the jaws B C and handles D E, pivoted at F. G is a plate secured to the under side of the handle D by the screw *c*. A slot is cut in the handle, at *d*, to hold the end of the plate, which is also recessed. Only one screw is required to secure the plate. This plate is provided with a series of holes, *e e*, equidistantly placed with the characters in the tag, for the reception of the headed punches *f f*. One or more of these punches can be removed, as may be desired, leaving only those that correspond in position with the characters on the tag that it is desired to erase. The opposing handle E is provided with a series of grooves, *g g*, to receive the point of the punches after they pass through the tag.

In Fig. 3 is shown the ring or link H open, with the base *h*, point *i*, and closing end *j*, the points of the ring made, as shown, with a chisel-shaped point at *i*, and a corresponding recess in the end *j*, so that the ring, when closed, may make a lock to prevent lateral displacement. (See Fig. 6.)

The jaw C is grooved at *k* to prevent the ring from lateral displacement and hold the point of the ring perpendicular and the end of the jaw beveled off at *l*, so that the tag, when placed on the ring, as shown in Fig. 3, may have room and not be mashed when the ring is closed.

The jaw B is shorter, and grooved on the interior surface at *m* for the reception and guidance of the closing end *j* of the ring, and a groove, *n*, on the end of the jaws for the reception of the point *i*. As the ring is closed the positions of the grooves are shown by the dotted lines on the jaws. The jaw B is also beveled at *o* for the tag.

The operation of the device is as follows: The plate is removed, and one or more of the punches taken out to change the combination to the one desired and the plate replaced. The tag with the series of characters impressed thereon is then placed over the re-

cesses on the handle E and back against the guide *o* on the handle, the width of the handle also serving as a guide for properly placing the tag. Compressing the handles causes the punches to pass through the characters on the tag, and erases or disfigures them, leaving the remaining characters as a mark. The tag thus changed is placed on the ring, as shown in Fig. 3, and over the animal's ear, and closed, as shown in Fig. 6; or the tag may be left pendent from the ring.

The tag may be used for marking trees, agricultural implements, and any article where a mark of character or ownership is desired.

A single punch may be attached to the handles or jaws, and one character erased at a time.

What we claim is—

1. As an article used with animal-marking devices, the angular link H, having unequal angles, and divided at one of its angles so as to form a wedge point upon one end and a grooved recess upon the other, substantially as shown and described.

2. In a stock-marking device to be attached to animals, the combination of the angular link H having flat sides and unequal angles,

and divided at one of its angles, with a sheet-metal tag, perforated at opposite ends, as at *a a*, and having many characters or symbols, one or more of which can be erased to form various combinations, substantially as specified.

3. An implement for marking stock, consisting of grooved jaws B C, having beveled portions *o l* adapted to receive stock-marking devices, and handles having an adjustable tag-erasing device, consisting of a plate, G, with removable punches and grooves to receive them, substantially as and for the purpose set forth.

4. The combination of the jaw B, having grooves *m n*, and a bevel, *o*, with the jaw C, having a groove, *k*, and a bevel, *l*, said grooves and bevels being formed so as to bend an angular link, H, having unequal angles, and adapted to hold upon said link at the same time a sheet-metal tag, substantially as described.

CHARLES P. HOUSUM.
HUGH W. HILL.

Witnesses:

THEO. COLEMAN,
JOHN BIXBY.