

A. C. HOLMES.  
Corn-Crib Door.

No. 204,733.

Patented June 11, 1878.

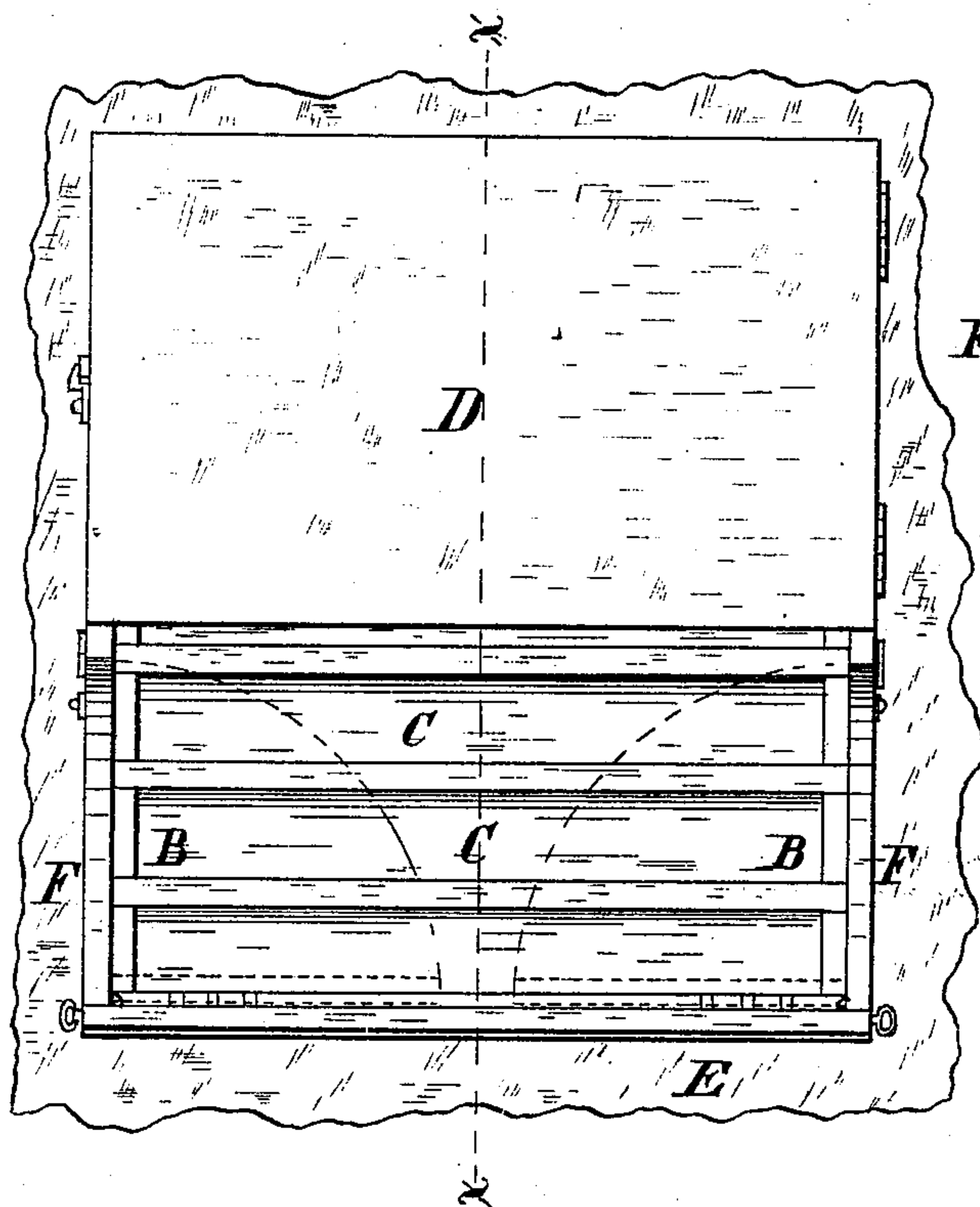


Fig. 1.

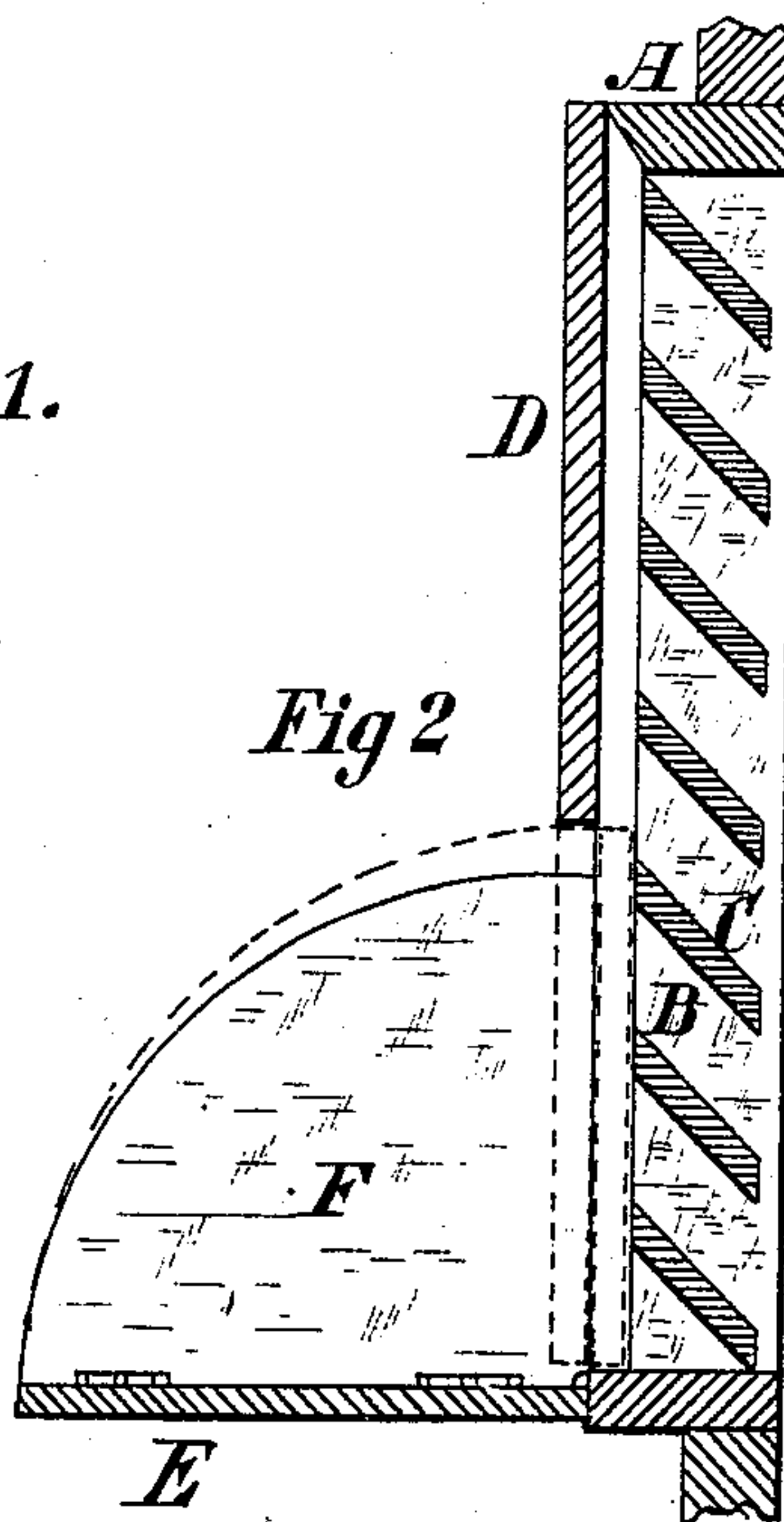


Fig 2

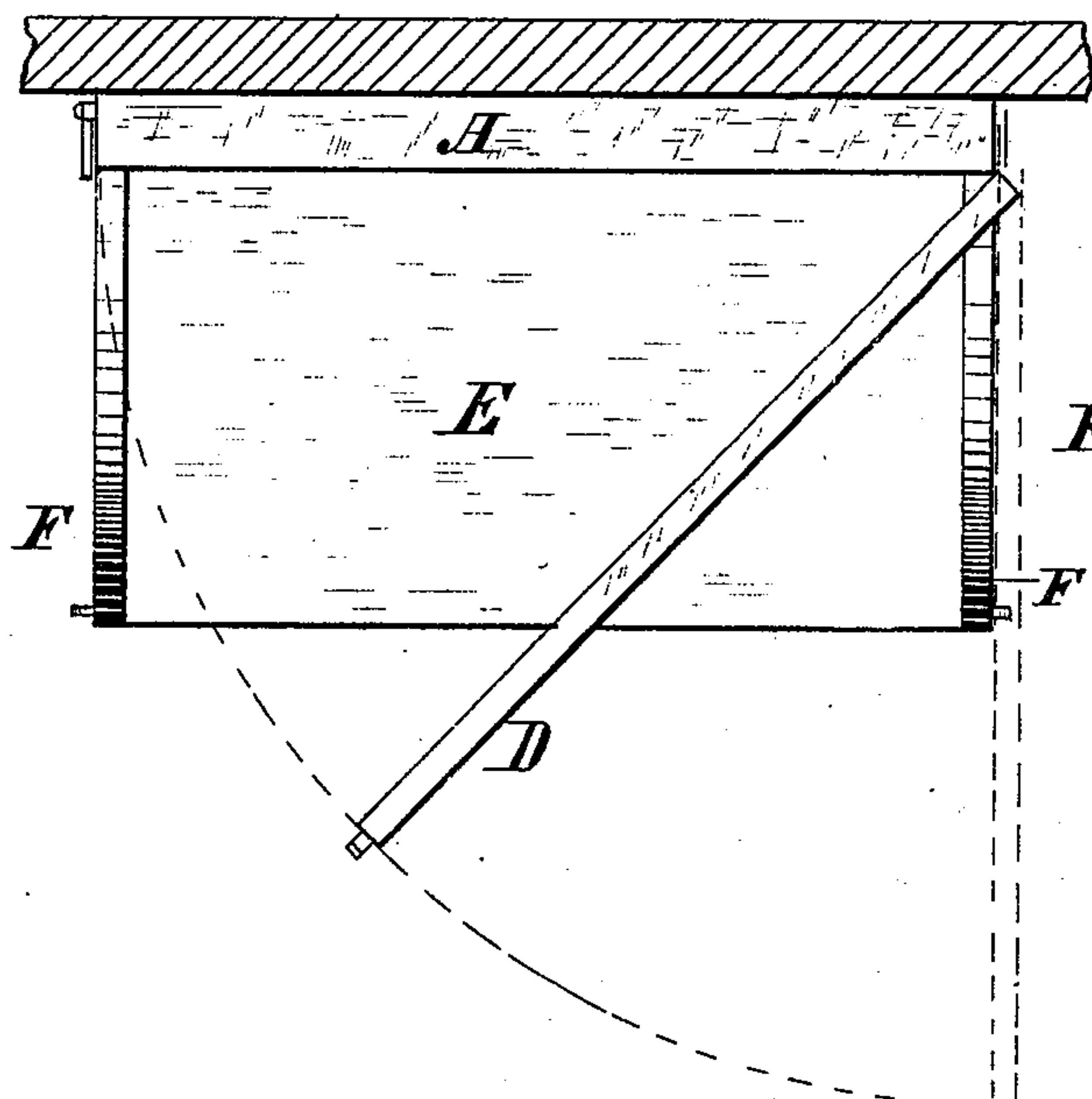


Fig 3

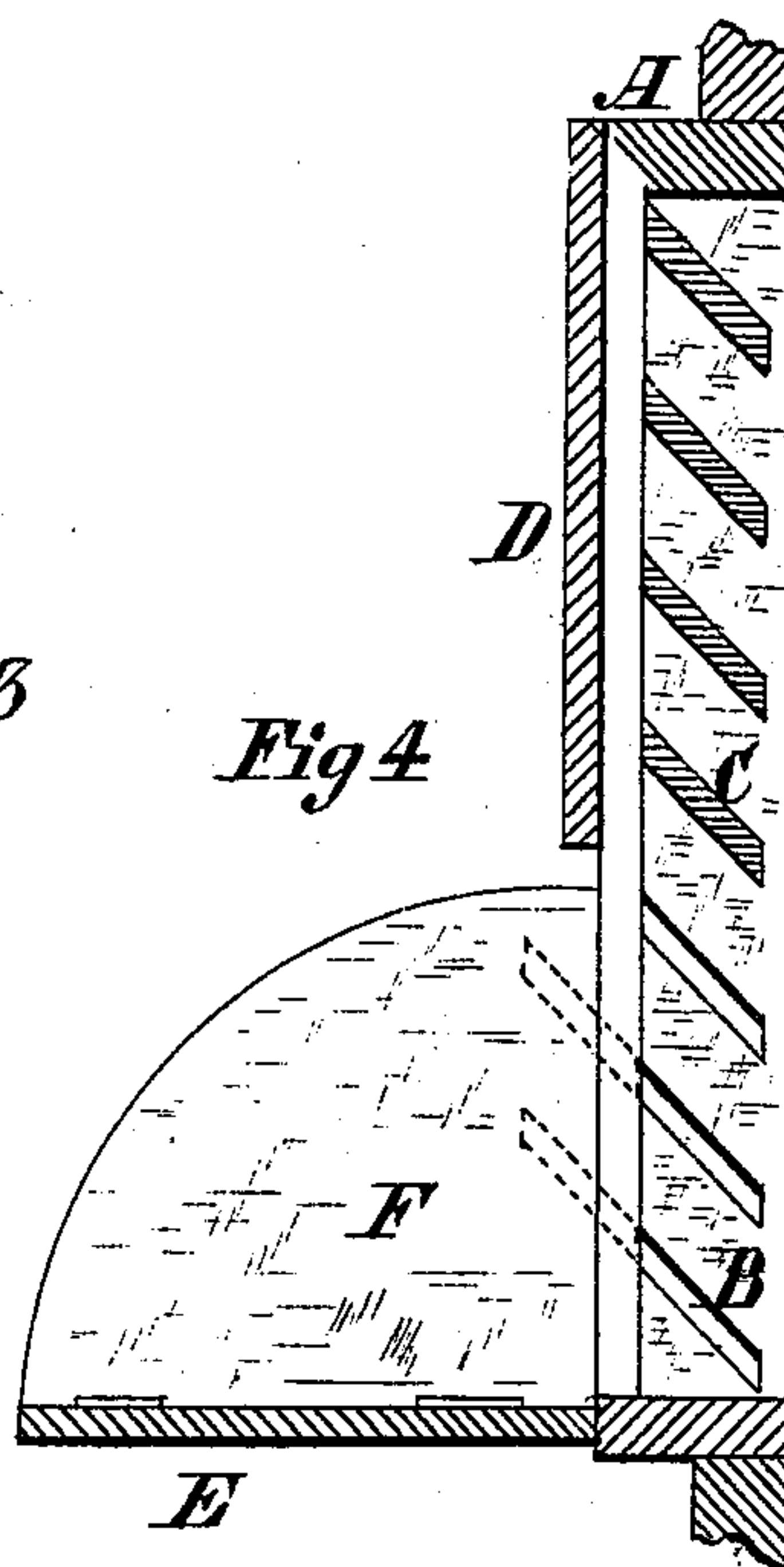


Fig 4

Witnesses

W. C. Corlies  
Jno. C. MacGregor,

INVENTOR

Alfred C. Holmes.

By *Columb Machin*  
Attorneys



# UNITED STATES PATENT OFFICE.

ALFRED C. HOLMES, OF DELAVAN, ILLINOIS.

## IMPROVEMENT IN CORN-CRIB DOORS.

Specification forming part of Letters Patent No. **204,733**, dated June 11, 1878; application filed April 25, 1878.

*To all whom it may concern:*

Be it known that I, ALFRED C. HOLMES, of Delavan, in the county of Tazewell and State of Illinois, have invented a new and useful Improvement in Corn-Crib Doors, which is fully described in the following specification, reference being had to the accompanying drawings, in which—

Figure 1 represents a front elevation of my improved door; Fig. 2, a transverse sectional view taken on the line *x x*, Fig. 1; Fig. 3, a top or plan view of the same, with the bottom door entirely open and the top door partially open; Fig. 4, a transverse sectional view taken on the line *x x*, Fig. 1, with dotted lines indicating the manner in which the slats of the door are removed.

The object of my invention is to furnish a corn-crib or other analogous receptacle with a door or opening through which the corn or other material can be removed by removing different slats separately, so as to gradually enlarge the opening as the corn or other material flows out.

I also provide the opening with a platform, upon which the corn or other material falls from the crib or other receptacle.

In the accompanying drawings, A represents the casing of the door or opening, to which the material is attached which forms the corn-crib or other receptacle. This may be the ordinary material with which corn-cribs are made, or any other suitable material for making the desired receptacle.

B B are grooves made on the interior of the side pieces of this casing, and may be made in any suitable manner to hold the slats at the desired angle, substantially as shown in the drawings.

C C are slats, filling the opening in such a manner as to hold the grain in the crib or receptacle, unless they are removed, as hereinafter described.

D is a tight door hinged to the upper part of the opening, and E a tight door hinged to the lower part of the opening, and hinged at the bottom so as to swing down into a horizontal position, as shown in the drawings, and form a platform, upon which the corn will fall as the slats C are removed to let it flow from the crib. From this platform it can be shoveled into the sheller or wagon.

F F are hinged end pieces, hinged to the platform E at its ends in such a manner as to swing into the position shown in Figs. 2 and 4 at the ends of the platform, or fold down upon the platform, when desired.

In the ordinary corn-cribs there are no means provided for removing any of the slats or side pieces of which the crib is composed to allow the corn to flow out when it is desired to use or shell it.

From a corn-crib provided with my door the corn can be readily removed by swinging down the bottom door or platform E, and then removing the bottom slat; and when the corn supported by this slat has fallen down and been shoveled from the platform E a second slat is removed, and the corn that flows down shoveled away, and so on until the slats are all taken out. In this manner the corn is readily removed from the crib without injuring it in any manner, so the slats can be slipped back into the grooves, when the crib will be ready for refilling.

It will be observed that in ordinary corn-cribs it may not be necessary to provide them with outside tight doors, or doors outside of the slats, and any suitable platform may be used upon which the corn can flow in place of the hinged door or platform E; but in other receptacles, where it is desired to make them tight, the outside tight doors become necessary.

Having thus described my invention, what I claim as new, and desire to secure by Letters Patent, is—

1. A corn-crib door provided with independently-removable slats, substantially as specified and shown.

2. In combination with a door provided with independently-removable slats, the platform E, constructed and arranged substantially as and for the purposes set forth.

3. A corn-crib door provided with independently-removable slats and tight outside doors D and E, as specified and shown.

ALFRED C. <sup>his</sup> × HOLMES.  
mark.

Witnesses:

JNO. C. MACGREGOR,  
W. C. CORLIES.