

W. H. CASTLE.  
Towel-Rack.

No. 204,713.

Patented June 11, 1878.

Fig. 1

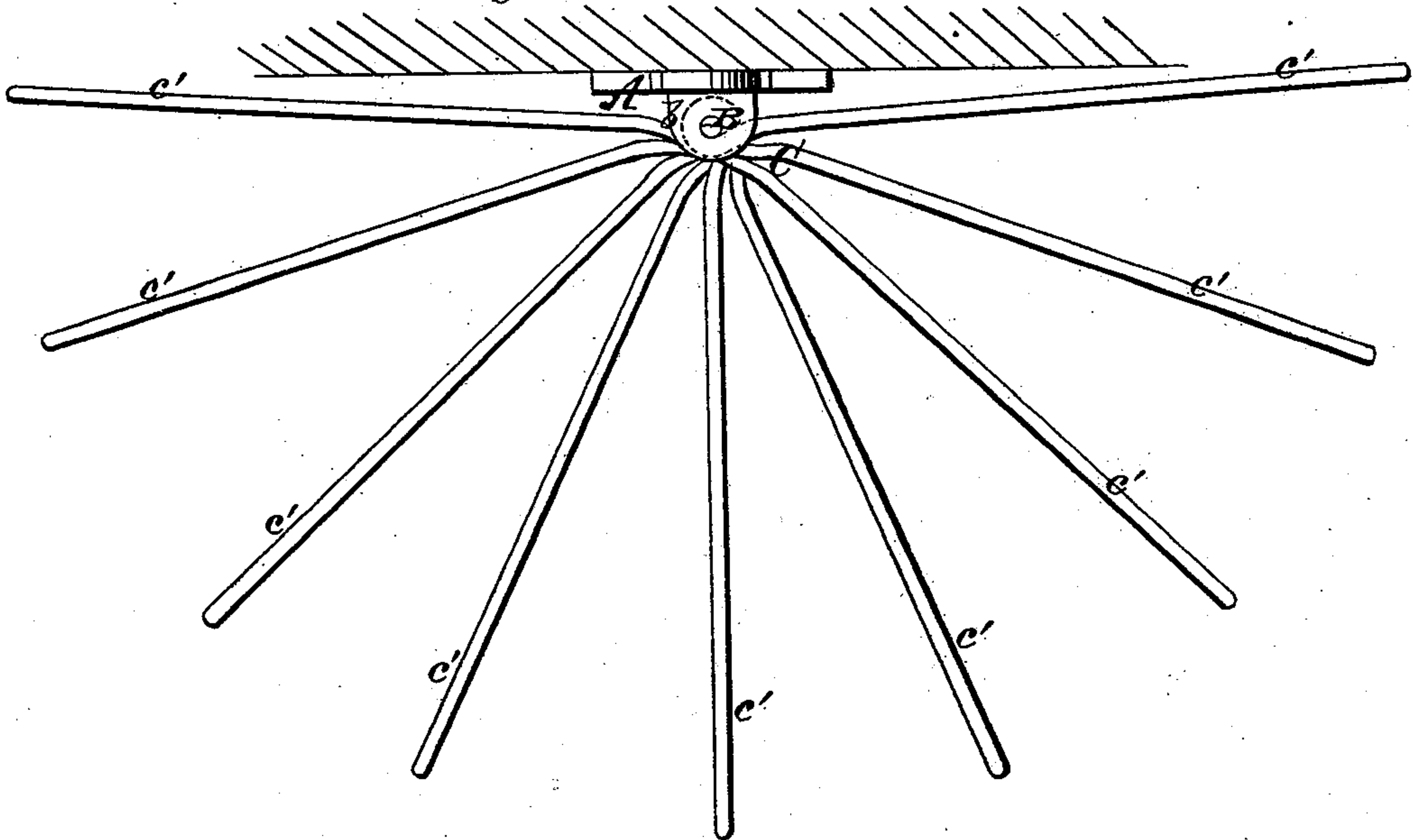


Fig. 2

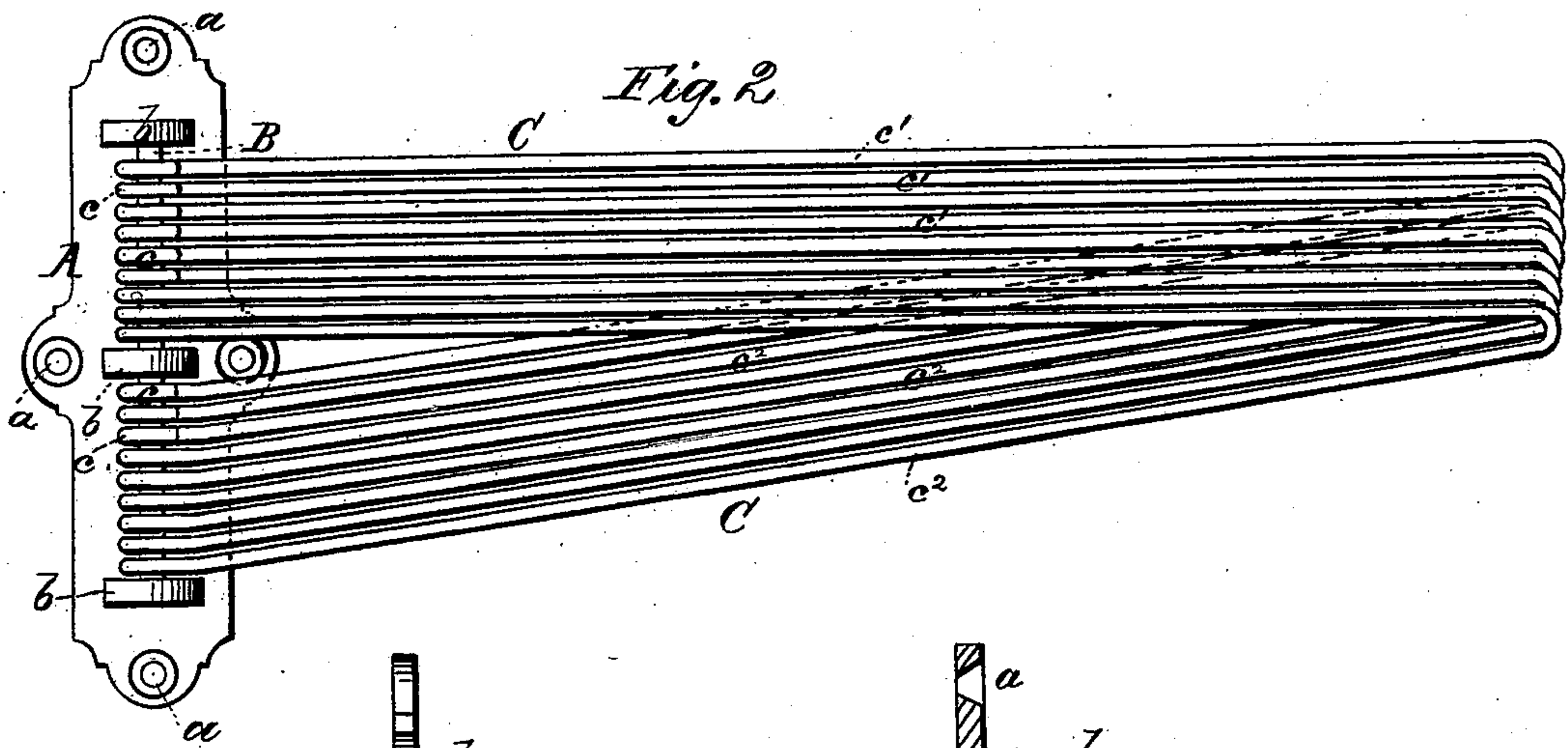


Fig. 3

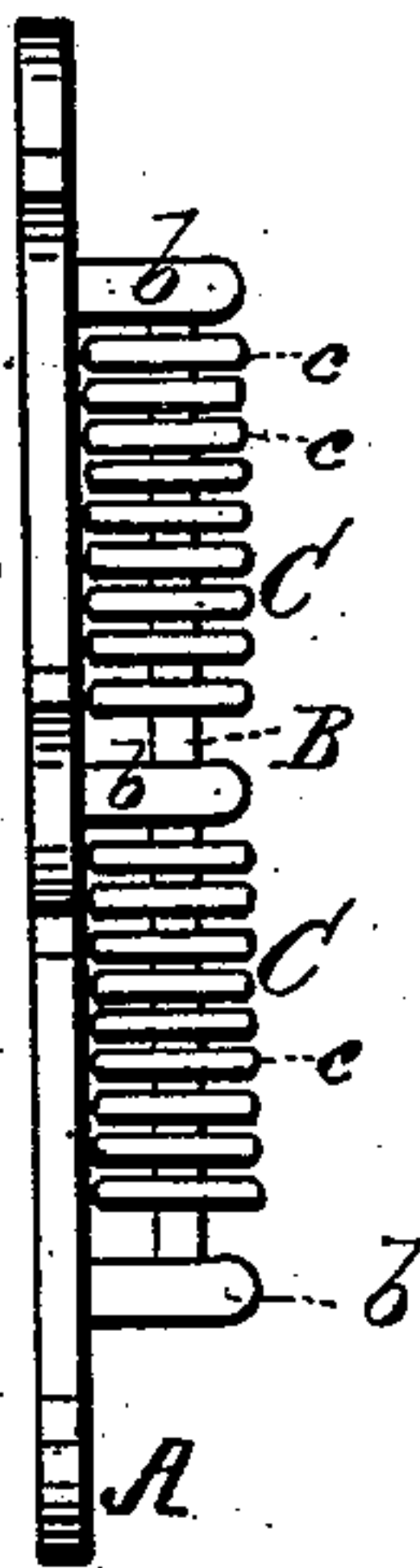
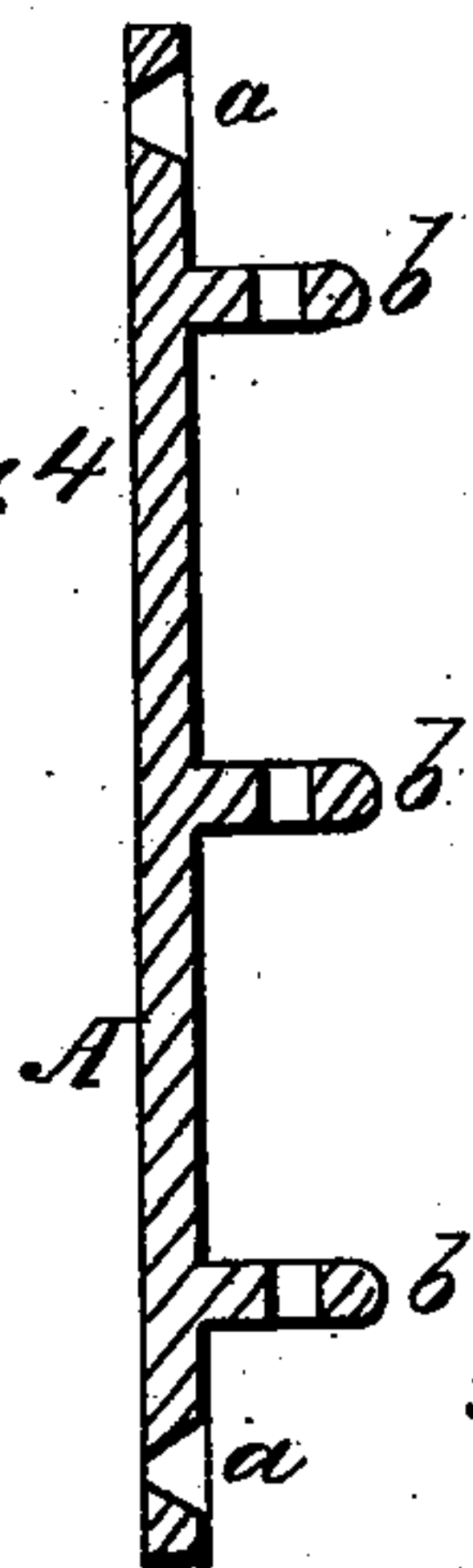


Fig. 4



Witnesses:  
James Martin Jr.  
James H. Lange.

Inventor:  
Wm. H. Castle  
per Elton Brothers  
Attorneys.

# UNITED STATES PATENT OFFICE.

WILLIAM H. CASTLE, OF GENEVA, OHIO.

## IMPROVEMENT IN TOWEL-RACKS.

Specification forming part of Letters Patent No. **204,713**, dated June 11, 1878; application filed April 25, 1878.

*To all whom it may concern:*

Be it known that I, WILLIAM H. CASTLE, of Geneva, in the county of Ashtabula and State of Ohio, have made certain new and useful Improvements in Nursery or Towel Racks; and I do hereby declare that the following is a full, clear, and exact description thereof, which will enable others skilled in the art to which it appertains to make and use the same, reference being had to the accompanying drawing, and to the letters of reference marked thereon, which form a part of this specification, and in which—

Figure 1 is a plan view of my improved rack. Fig. 2 is a side elevation. Fig. 3 is an elevation with the arms swung together next to the wall; and Fig. 4 is a vertical central section through the metal bracket, with the swinging arms and pintle removed.

Like letters are used in the drawing to indicate like parts.

The object of this invention is to provide a neat, compact, cheap, and durable nursery or towel rack; and it consists principally of arms made out of galvanized bent wire, as herein-after more particularly described, and pointed out in the claims.

In the drawings, A is a metal bracket, having perforations *a* to receive fastening screws or nails, and *b* are lugs or projections to re-

ceive a pintle, B, to which is secured the arms C by eyes *c*. The arms C are made preferably out of galvanized iron having both ends provided with eyes which encircle the pintle. Each arm consists of two sections—namely, the upper horizontal section, *c*<sup>1</sup>, and the lower oblique section, *c*<sup>2</sup>.

The upper eyes of the arms are bent around the pintle in the reverse direction to that of the lower eyes of the same arm. By this construction I am enabled to place a greater number of arms upon a bracket within a given space, and in a very compact and durable manner.

What I claim is—

1. A series of swinging wire arms, C *c*<sup>1</sup> *c*<sup>2</sup>, folding upon each other, as shown, and moving horizontally on the same pintle or pivot, substantially as and for the purpose set forth.
2. The bracket A *d*, pintle B, and a series of swinging wire arms, C *c*<sup>1</sup> *c*<sup>2</sup>, substantially as shown and described.

In testimony that I claim the foregoing as my own I hereunto affix my signature in the presence of two witnesses.

W. H. CASTLE.

Witnesses:

DENNIS THORP,  
J. P. WOODWORTH.