

M. S. CHAPMAN.
Envelopes.

No. 204,422.

Patented June 4, 1878.

Fig. 1.

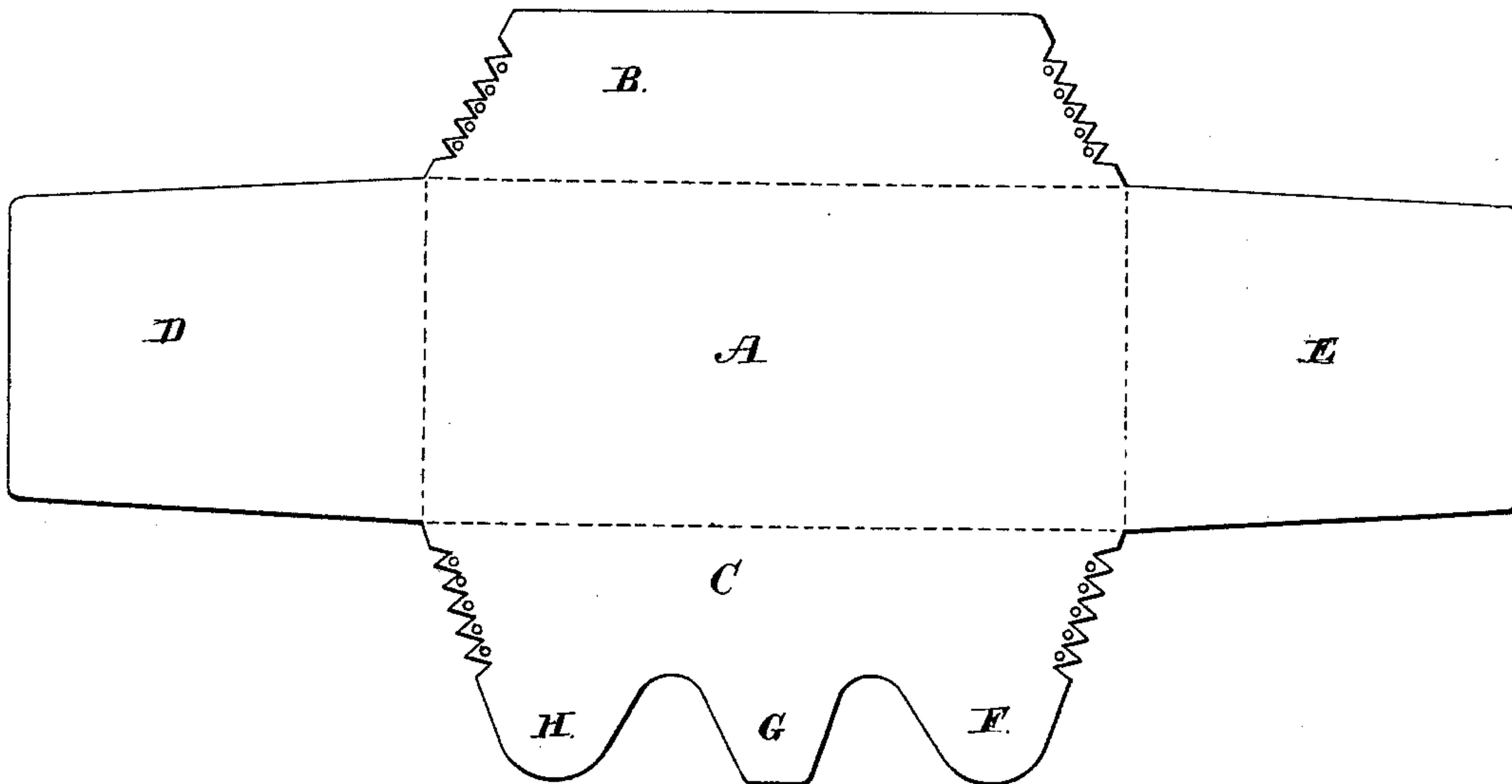


Fig. 2.

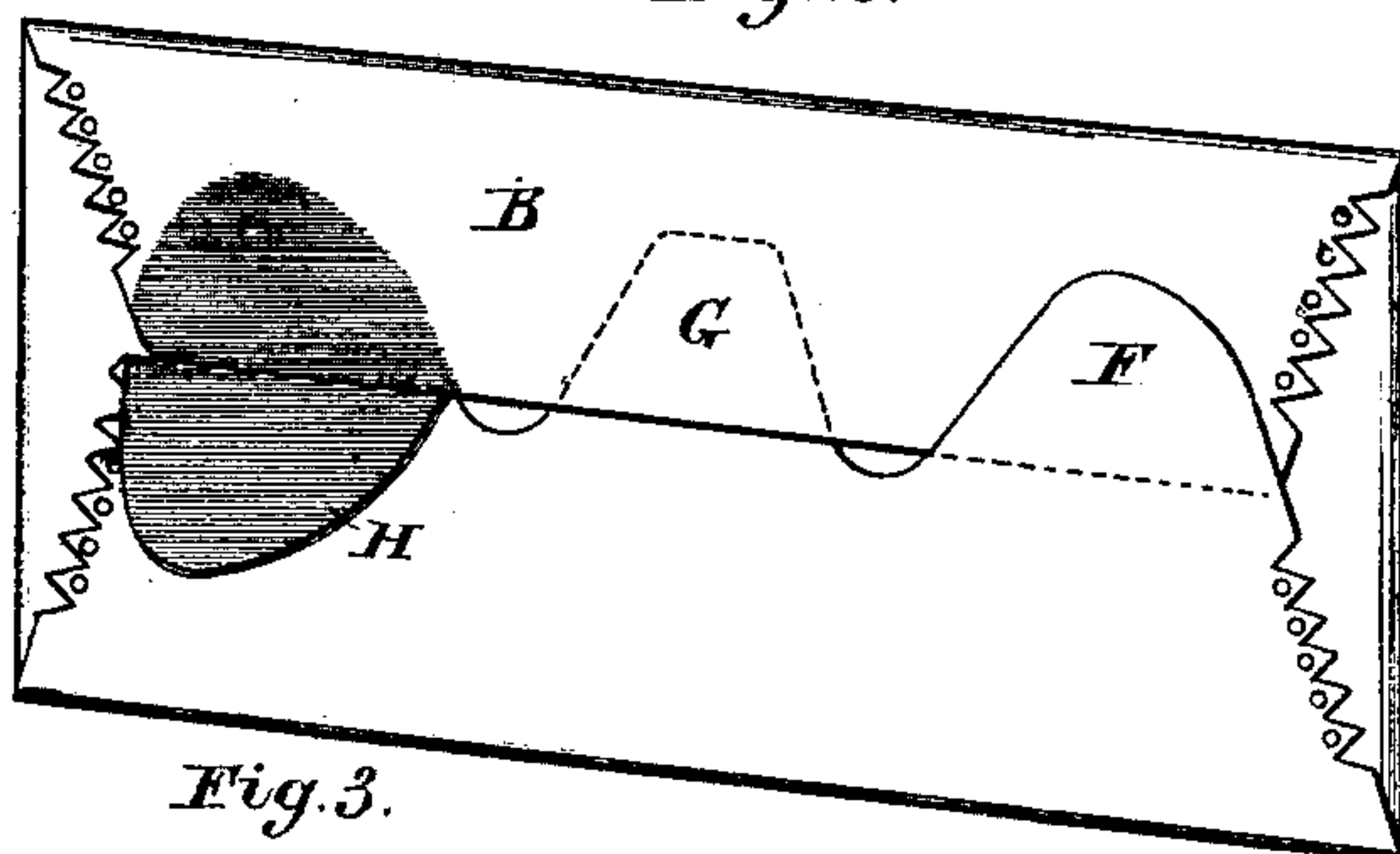
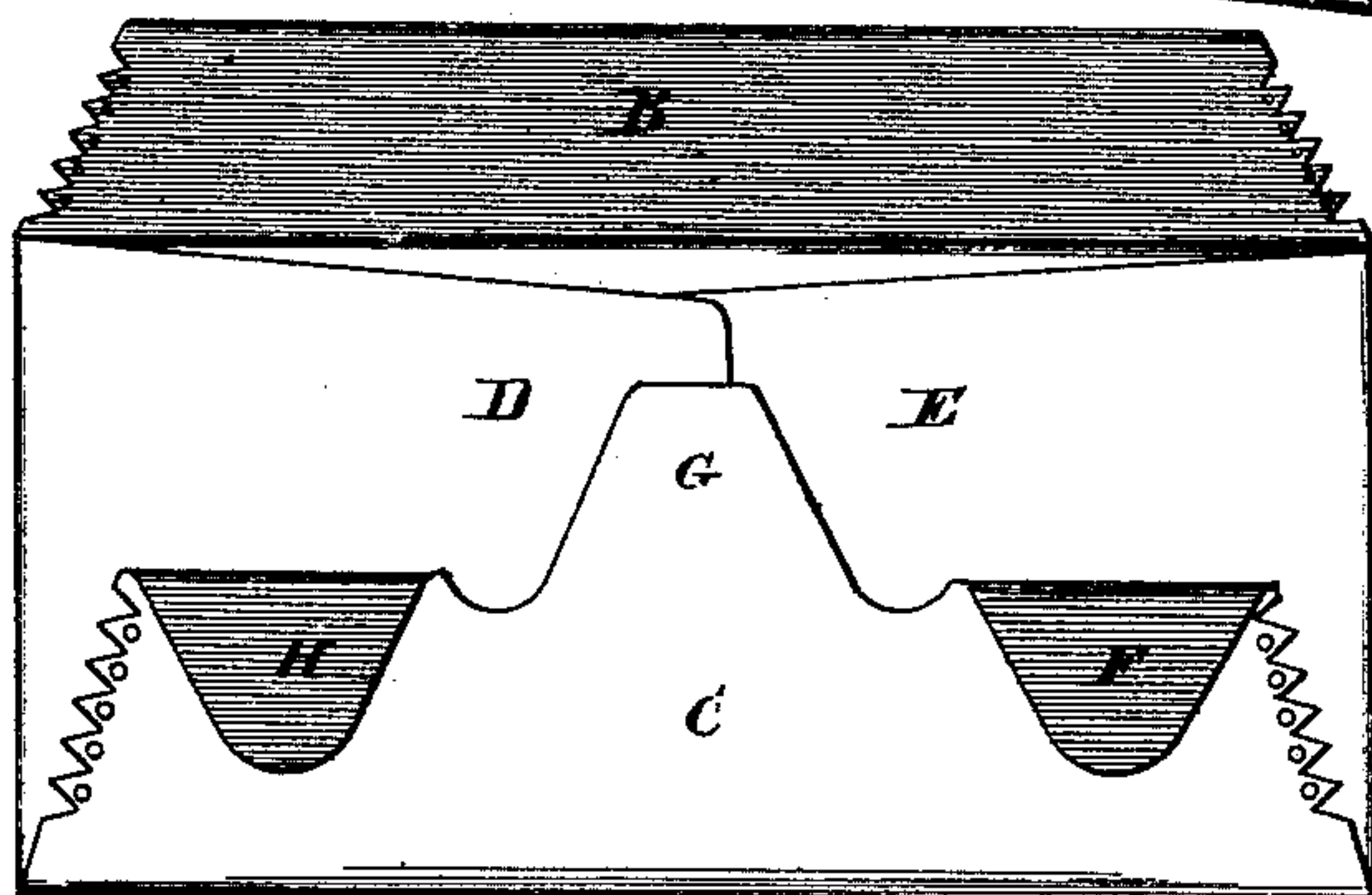


Fig. 3.



Attest.

P. T. Chapman
C. E. Pease.

Inventor.

M. S. Chapman

UNITED STATES PATENT OFFICE.

MARO S. CHAPMAN, OF MANCHESTER, CONNECTICUT.

IMPROVEMENT IN ENVELOPES.

Specification forming part of Letters Patent No. **204,422**, dated June 4, 1878; application filed May 24, 1878.

To all whom it may concern:

Be it known that I, MARO S. CHAPMAN, of Manchester, in the county of Hartford and State of Connecticut, have invented a new and Improved Envelope, specially adapted for registered packages, of which the following is a specification:

The object of this invention is to construct an envelope that is readily and easily closed or sealed, and cannot be opened without destroying it, and cannot be tampered with without showing evidence thereof.

Referring to the accompanying drawings, forming a part of this specification, Figure 1 is a plan view of the blank from which the envelope is formed. Fig. 2 shows the blank folded to form the envelope, which in this figure is sealed, excepting one of the small flaps; and Fig. 3 is a like view showing it unsealed.

Like letters indicate corresponding parts in all the figures.

A is the rectangular central portion, which constitutes the front or face of the envelope, as shown in dotted lines in Fig. 1. B is the top flap; C, the bottom; and D E are the end flaps, being similar, so far as the number of the flaps are concerned, to the ordinary envelope; but the top and bottom flaps are constructed and secured differently, as will be explained.

The end flaps D E are made of such length that when folded on the dotted lines they will overlap a sufficient distance to allow of their being firmly united by means of mucilage or other adhesive substance.

The flap C is constructed, as shown, so that its upper edge has projecting portions or auxiliary flaps, preferably three, which form overlapping and underlapping sections. These parts are marked F G H, and it is evident a greater number of these projecting points may be employed without departing from the spirit of my invention.

The outer ends of flap C are notched, or serrated and perforated. The folded portion of

this flap is gummed on the inner side, and, with the exception of the parts F H, is pasted fast to the end flaps.

The upper or closing flap B is formed with a straight edge, and of such width that when folded this edge reaches to about the center of the back of the envelope.

The ends are serrated and perforated in a manner similar to the lower flap C, and its inner side and the outer portions of the ends, where they are to be covered by the parts F H, are coated with some adhesive material, to adapt them to be sealed.

To form the envelope from the blank, the flaps are folded on the dotted lines—the end flaps first, then the bottom flaps; and these three parts are secured as before stated, excepting the small overlapping parts F H. The upper flap is then gummed and folded, and left in condition to be sealed. In closing the package, the upper flap is first secured, and then the auxiliary flaps, thus forming a secure and complete union of the flaps, that cannot be destroyed, defaced, or broken without giving evidence thereof. The serrations and perforations, or either of them, will prevent any attempt to open the package at the ends without injuring or destroying the envelope.

Having thus fully described my invention, what I claim as new, and desire to secure by Letters Patent, is—

An envelope having its upper and lower flaps provided with serrated or perforated ends, the former being coated with adhesive material on its inner side and externally at its outer corners, and the latter provided with auxiliary flaps gummed on their inner sides, the whole constructed and adapted to be closed in the manner and for the purpose specified.

MARO S. CHAPMAN.

Witnesses:

F. T. CHAPMAN,
C. E. PEASE.