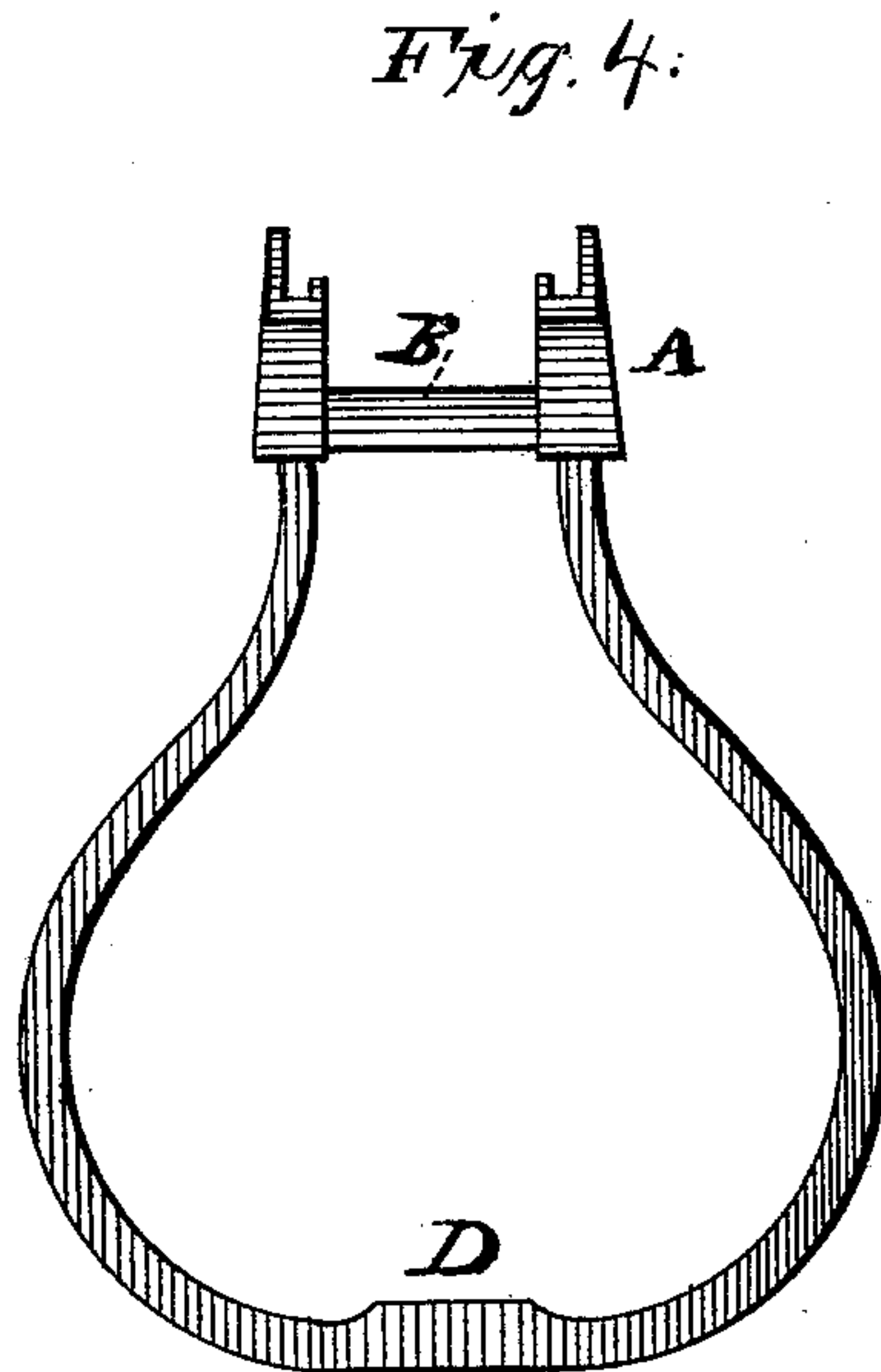
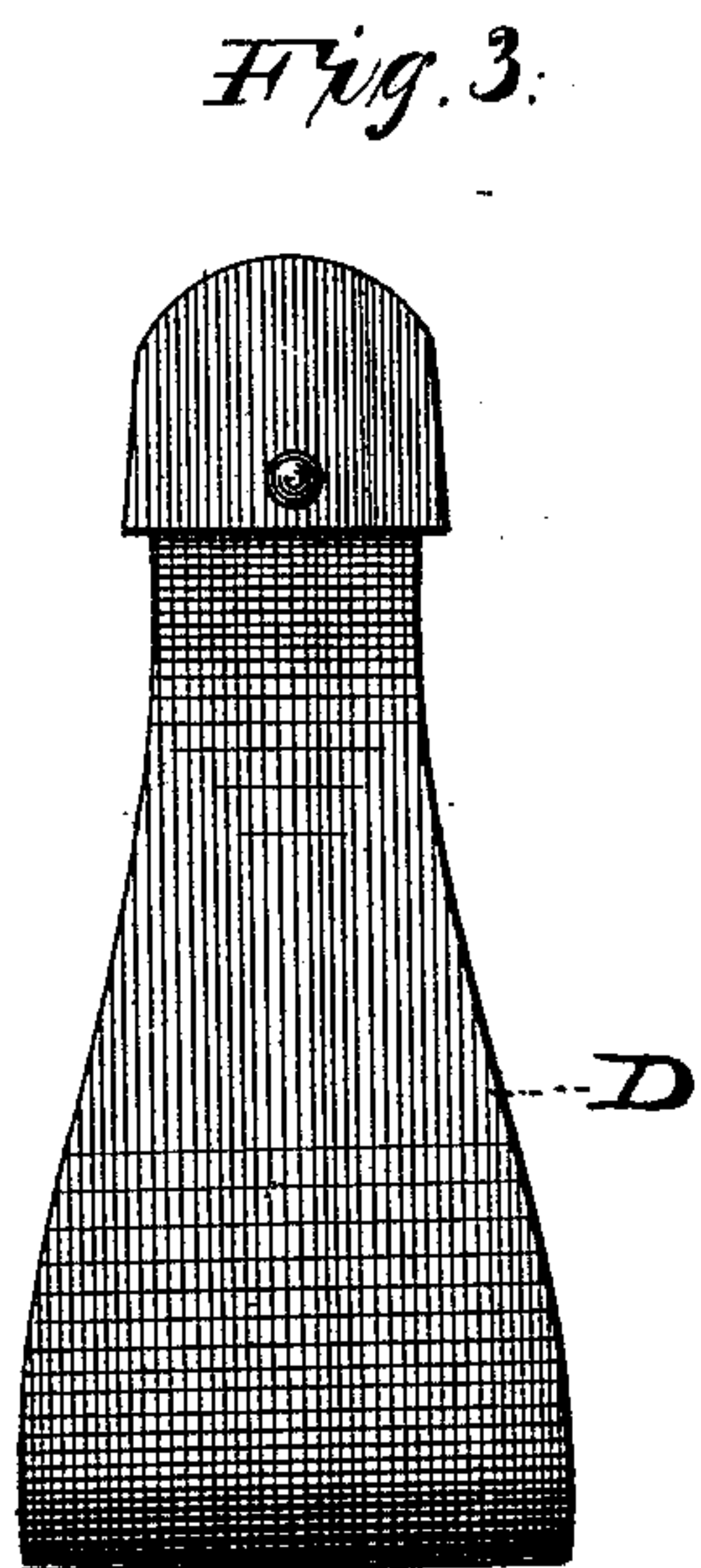
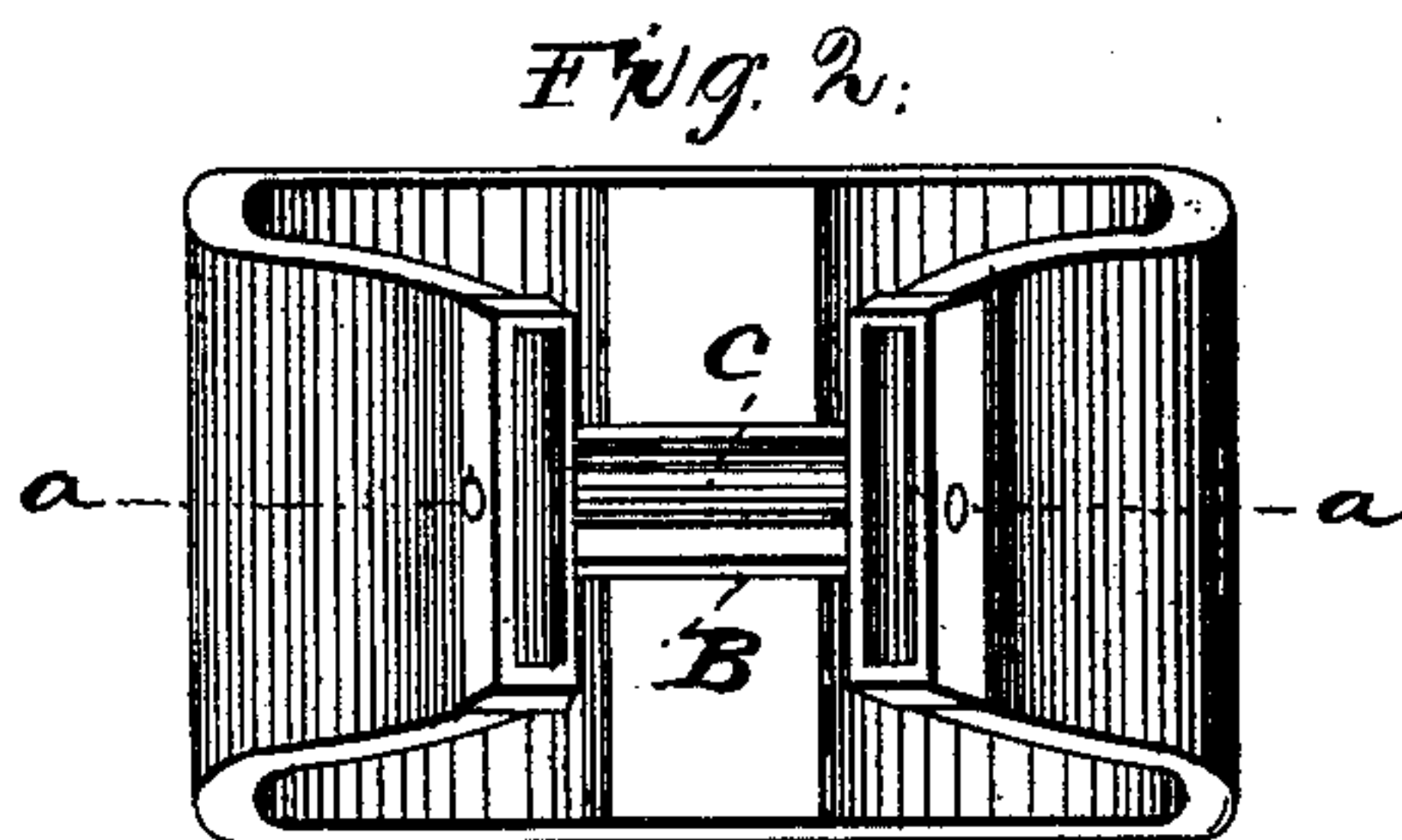
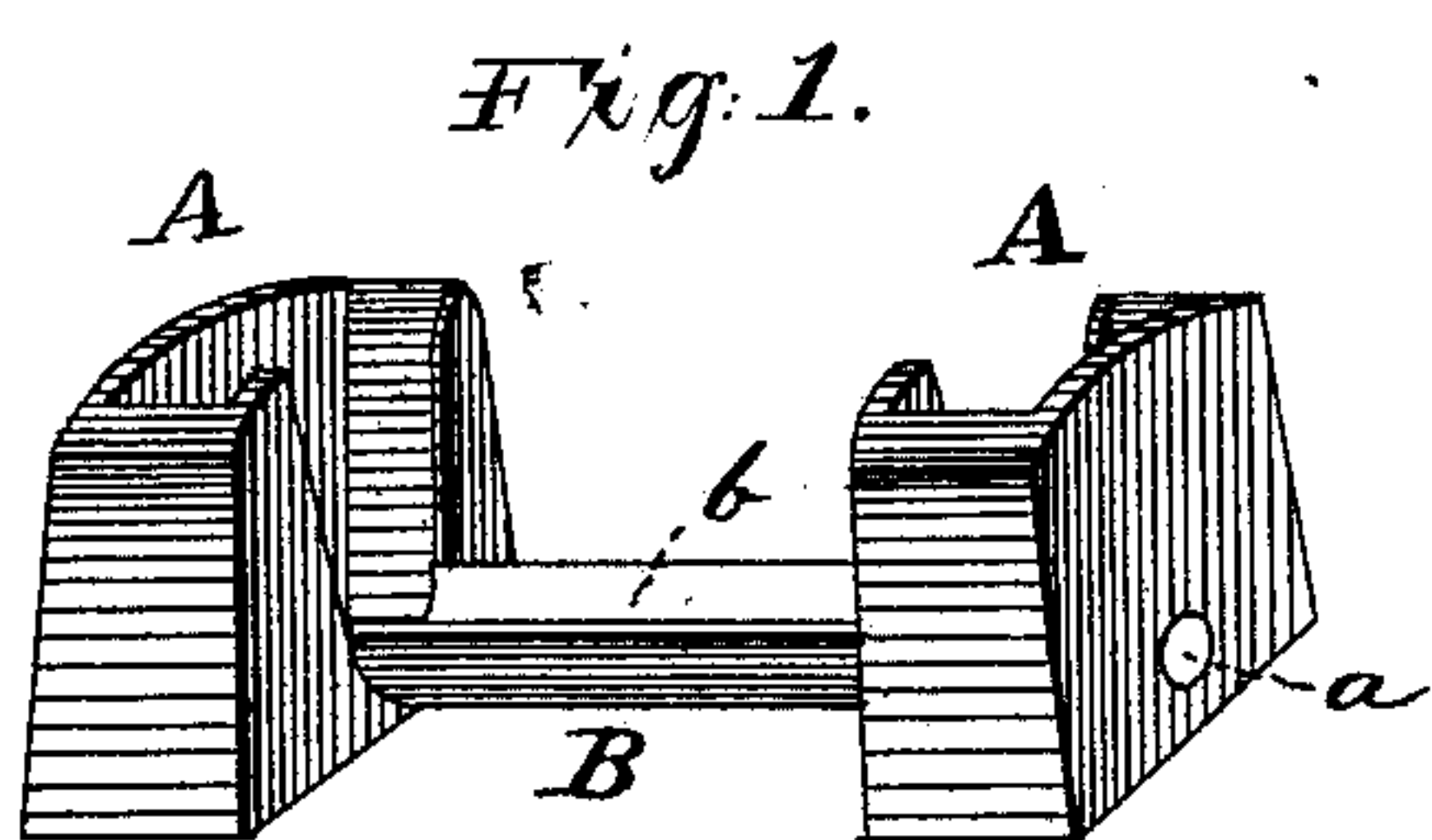


M. T. BURKE.
Stirrup.

No. 204,420.

Patented June 4, 1878.



Witnesses.
H. Aubrey Townsend
John L. Condron

Inventor
Melancthon T. Burke
By his attorney
John W. Frazee

UNITED STATES PATENT OFFICE.

MELANCTHON T. BURKE, OF PORTSMOUTH, OHIO.

IMPROVEMENT IN STIRRUPS.

Specification forming part of Letters Patent No. **204,420**, dated June 4, 1878; application filed February 11, 1878.

To all whom it may concern:

Be it known that I, M. T. BURKE, of Portsmouth, in the county of Scioto and State of Ohio, have invented certain new and useful Improvements in Stirrups; and I do hereby declare that the following is a full, clear, and exact description thereof, which will enable others skilled in the art to which it appertains to make and use the same, reference being had to the accompanying drawings, and to letters of reference marked thereon, which form a part of this specification.

Figure 1 is a perspective view of the sheaths or bands A A, connected by the bar B, embodying my invention. Fig. 2 is a top view of the same. Fig. 3 is a front view of the same adjusted to the stirrup. Fig. 4 is a side view of the same adjusted to the stirrup.

My invention relates to improvements in stirrups; and consists of a casting made of brass or other metal, so formed that the sheaths or bands A A will fit tightly upon the wedge-shaped ends of the stirrup D, and so prevent splitting, or, if split, to remedy that defect.

These sheaths are connected by the bar B, which is beveled on the under side, and has a groove, *b*, on the upper side; or it may be constructed in the form of a longitudinal section of a hollow cylinder. The bar B and sheaths A A form but one casting. The sheaths A A have holes *a* of convenient size opposite the

groove *b* for the rivet-pin C. The pin *c* prevents the withdrawal of the ends of the stirrup D. The bar B forms the bearing around which the stirrup-leather is passed.

By means of my invention I dispense with one bolt or pin, and obviate the necessity of boring but two holes, thus cheapening the cost, and, what is of far greater importance, the sheaths A A prevent the wood from splitting when the holes are bored, or the pin driven through; and in case the wood is split by bending, the defect is remedied by driving the ends tightly into the sheaths, and so closing the split, thus saving a large number that would otherwise be a total loss.

What I claim as new, and desire to secure by Letters Patent, is—

1. The sheaths A A, connected by the bar B, having the groove *b*, as described and set forth.

2. The stirrup D, sheaths A A, having holes *a*, bar B, having groove *b*, and pin *c*, arranged and combined as described and set forth.

In testimony that I claim the foregoing as my own I hereby affix my signature in presence of two witnesses.

MELANCTHON T. BURKE.

Witnesses:

CHAS. O. TRACY,
ED. R. BURKE.