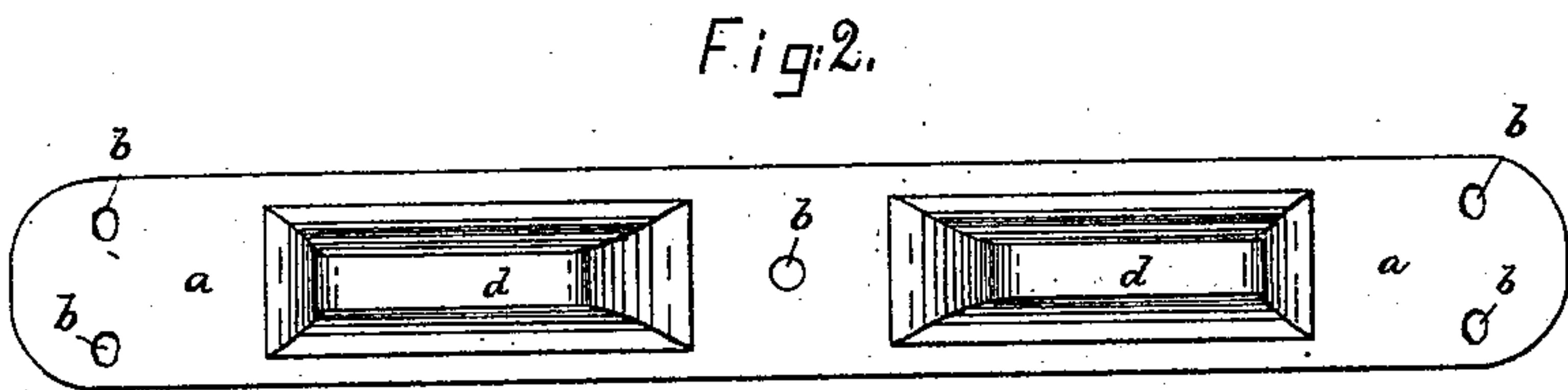
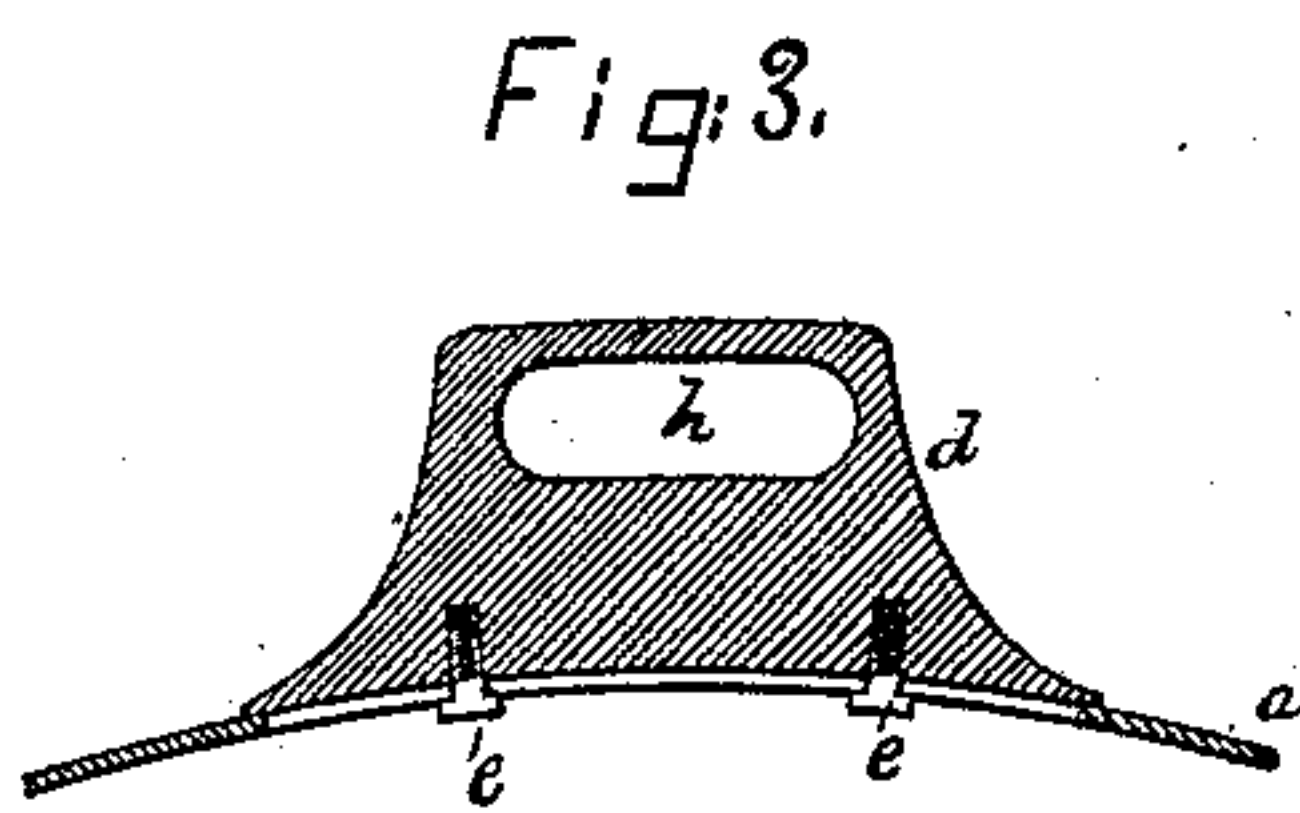
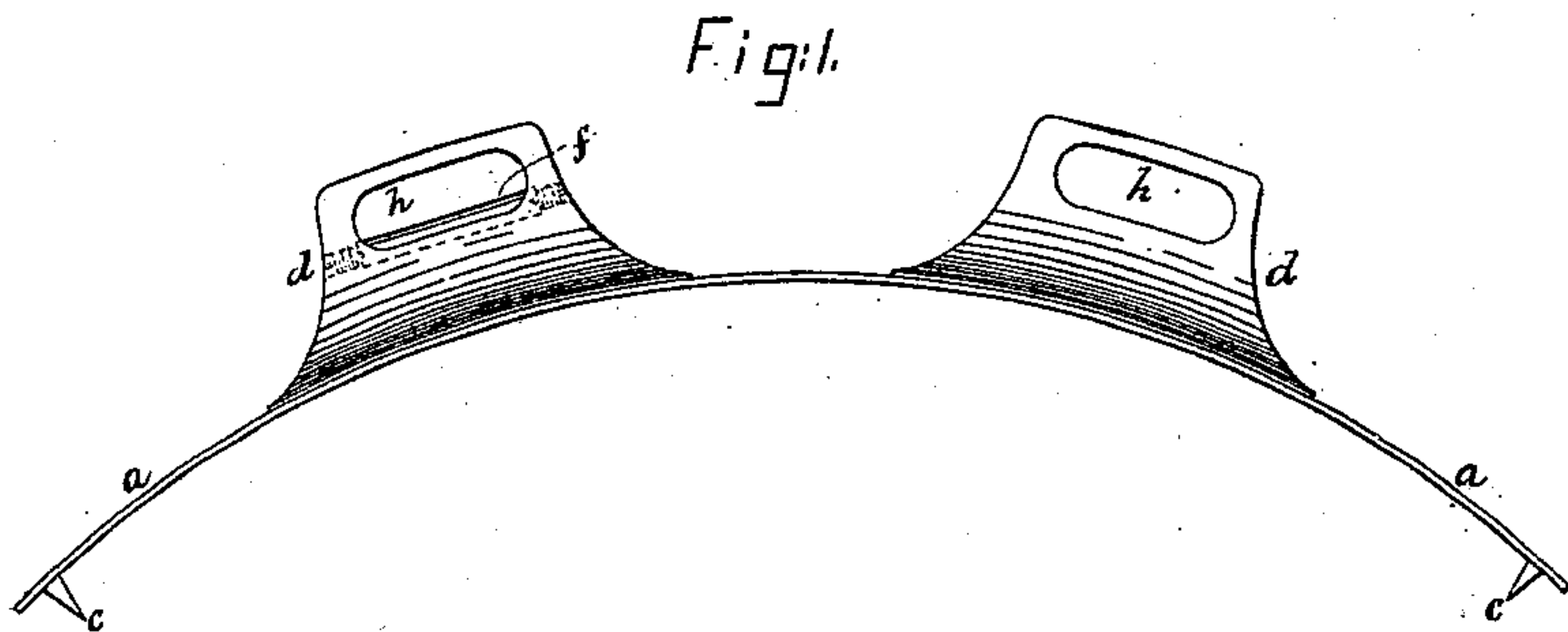


A. L. WHITNEY.
Check-Rein Guide.

No. 204,269.

Patented May 28, 1878.



Witnesses.
E. C. Perkins.
W. J. Pratt.

Inventor.
Augustus L. Whitney
per Crosby & Gregory

UNITED STATES PATENT OFFICE.

AUGUSTUS L. WHITNEY, OF WALTHAM, ASSIGNOR TO HIMSELF AND
THOMAS H. HUSSEY, OF LOWELL, MASSACHUSETTS.

IMPROVEMENT IN CHECK-REIN GUIDES.

Specification forming part of Letters Patent No. **204,269**, dated May 28, 1878; application filed
September 1, 1877.

To all whom it may concern:

Be it known that I, AUGUSTUS L. WHITNEY, of Waltham, in the county of Middlesex and State of Massachusetts, have invented an Improved Check-Rein Guide, of which the following is a specification:

This invention relates to an overhead check-rein guide, to retain and guide a check-rein carried from the bit up over the face and head of a horse.

This class of check-reins has many advantages over the ordinary check-rein, guided in gag-runners at the side of the head, for it causes the elevation rather than the depression of the horse's nose when being driven with a stiff rein.

Overhead check-reins are now commonly held at the top of the horse's head, in independent leather or metal loops secured to the head-strap.

Many horses pull quite hard on the check-rein, causing the strap to press the top of the head very hard at points just under the loops which guide the rein, such pressure making the head tender and sore.

To obviate this difficulty I have mounted the check-rein guiding-blocks upon a metallic base-plate, adapted to extend along the head-strap and across the head; the plate acting to receive and distribute the pressure uniformly and evenly upon the head, and at the same time strengthen and ornament the head-stall or bridle.

Figure 1 represents, in side elevation, an overhead check-guide, provided with my im-

provement; Fig. 2, a top view thereof; and Fig. 3, a detail showing one of the loops made adjustable.

The metallic base-plate *a* is provided with holes *b*, to receive rivets or other fastenings, by which to secure the same to the head-strap.

The plate might be provided with metal prongs *c*, to be clinched through the head-strap. Upon this plate *a* are loops *d*, having openings *h* to receive the check-reins. These loops may be soldered to the plate, or may be adjustably secured by means of set-screws *e*, as in Fig. 3.

The opening *h* may be provided with anti-friction rollers *f*, (see Fig. 1,) to permit the check-rein to run through freely. This is a matter of considerable importance when the leather is wet or swollen.

By adjusting the blocks they may be placed in the desired position on the base-plate, according to the width and shape of the top of the head.

I claim—

As a new article of manufacture, an overhead check-rein guide composed of a metallic base-plate having attached guides, the plate extending across the head, substantially as and for the purpose described.

In testimony whereof I have signed my name to this specification in the presence of two subscribing witnesses.

AUGUSTUS L. WHITNEY.

Witnesses:

G. W. GREGORY,
W. J. PRATT.