

C. & A. W. GUYER.
Washing-Machine.

No. 204,032.

Patented May 21, 1878.

FIG. I.

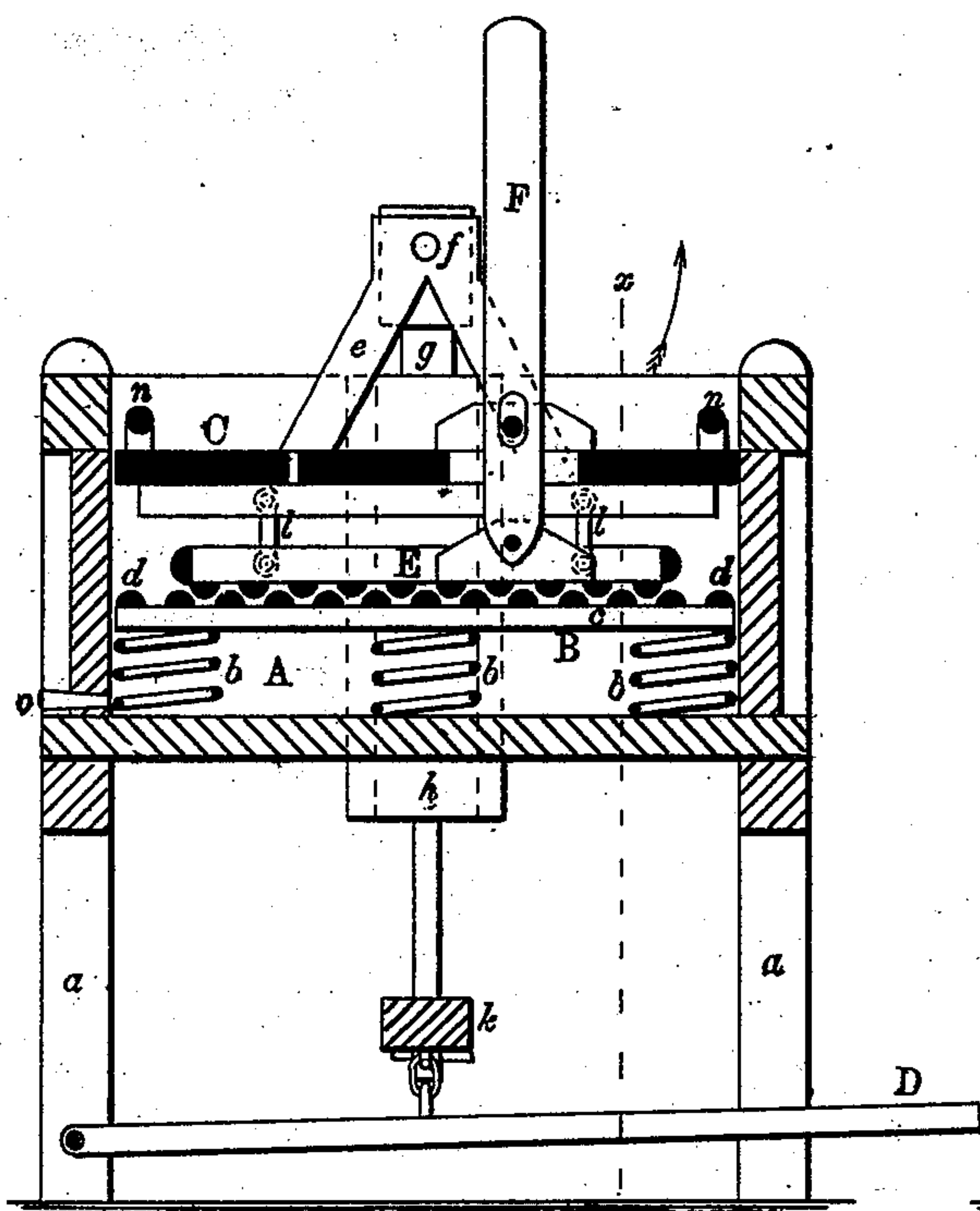


FIG. II.

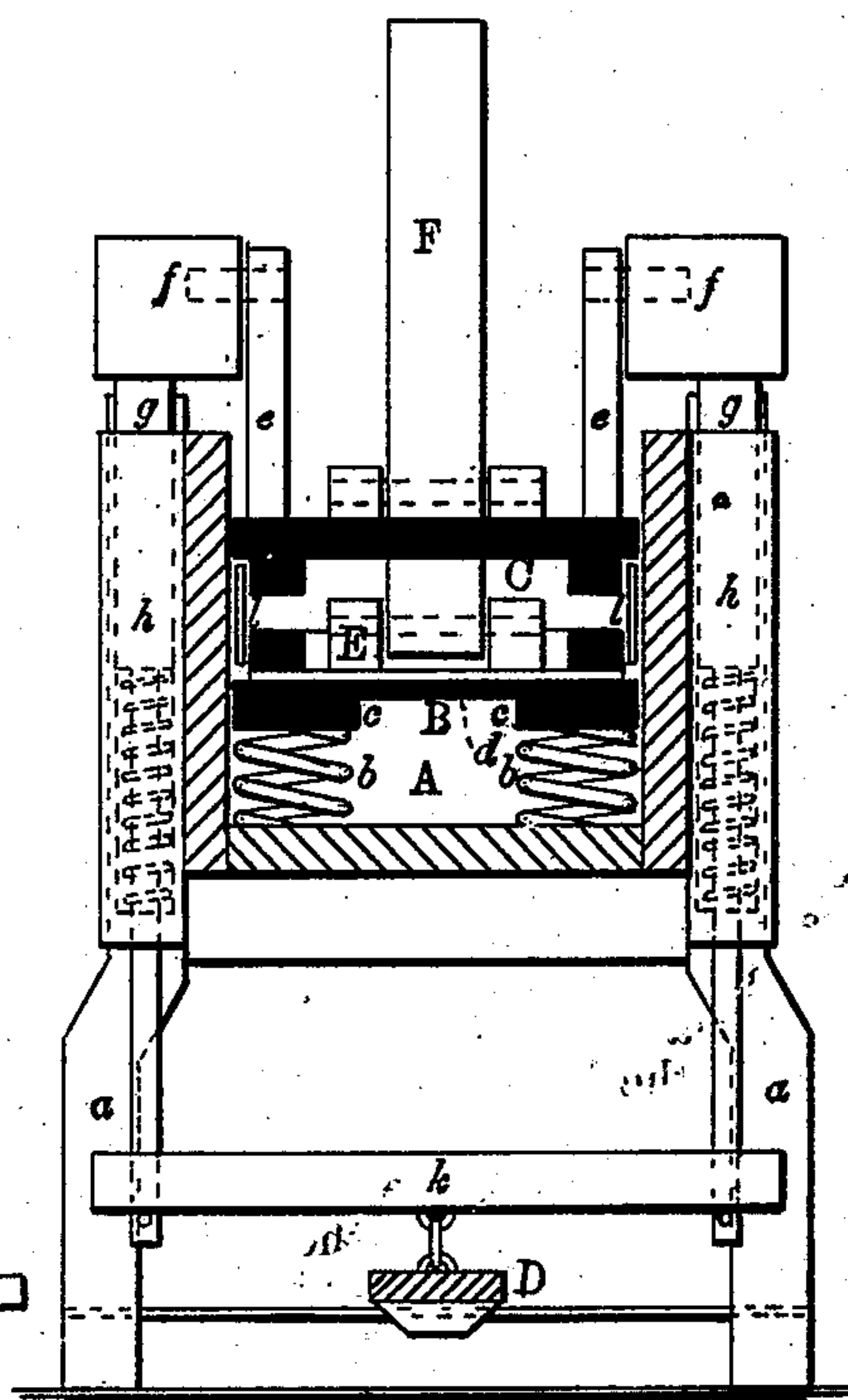
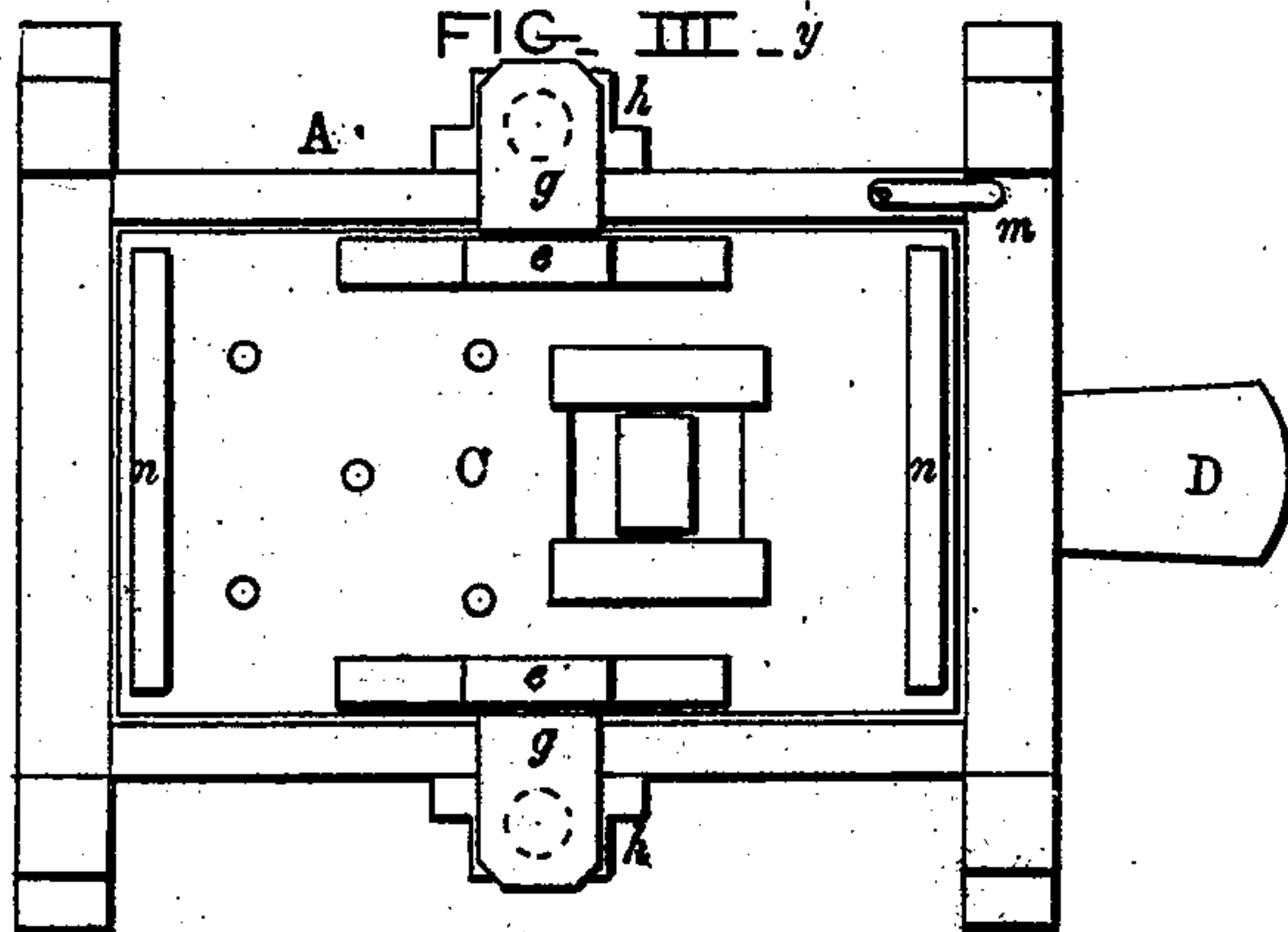


FIG. III.



—WITNESSES—

I. Buckingham
D. P. Com

—INVENTORS—

Caleb Guyer
Asbury W. Guyer
by H. W. J. Howard, atty.

UNITED STATES PATENT OFFICE.

CALEB GUYER AND ASBURY W. GUYER, OF TYRONE, PENNSYLVANIA.

IMPROVEMENT IN WASHING-MACHINES.

Specification forming part of Letters Patent No. **204,032**, dated May 21, 1878; application filed April 26, 1878.

To all whom it may concern:

Be it known that we, CALEB GUYER and ASBURY W. GUYER, both of Tyrone, in the county of Blair and State of Pennsylvania, have invented certain Improvements in Washing-Machines, of which the following is a specification; and we do hereby declare that in the same is contained a full, clear, and exact description of our said invention, reference being made to the accompanying drawing, and to the letters of reference marked thereon.

In the description of the machine which follows, reference is made to the accompanying drawing, forming a part of this specification, and in which—

Figure 1 is a sectional side view of the machine. Fig. 2 is a transverse section of the invention on the dotted line *xy* of Fig. 1, and Fig. 3 is a plan of the same.

Similar letters of reference indicate similar parts in all the views.

A is a box for containing water or soap-suds, supported by legs *a*. The said box is provided with a slatted false bottom, B, supported yieldingly by means of spiral springs *b*. The false bottom B consists of two side pieces, *c*, across which are secured, at regular distances apart, the rounded strips *d*. C is a perforated board, suspended, by means of the frames *e* and pins *f*, from the vertically-moving rods *g*. These rods rest loosely in sleeves *h*, fastened rigidly to the sides of the box A, and are supported by means of spiral springs, which are confined endwise between the bottom of the sleeves and the enlarged part of the rods. The lower ends of the rods *g* extend through the bottom of the sleeves, and are connected by a cross-piece, *k*, to which the treadle D is attached by means of a link. E is the washer, consisting of a frame-work of rounded strips, similar to those constituting

the upper part of the false bottom B, suspended by links *l* from the perforated board C, in order to admit of its receiving a swinging movement through the medium of the hand-lever F, pivoted to the said board.

To prepare the machine to receive the articles to be washed, the board C, together with the washer, is elevated and swung in the direction indicated by the arrow (shown in Fig. 1) clear of the box A, and a button, *m*, (shown in Fig. 3 of the drawing,) turned under the edge of the said board to support it. Soap-suds are next poured into the box A, and the articles to be washed laid upon the slatted bottom B. The washer is then returned to the box A, a slight pressure placed thereon through the medium of the foot-treadle D, and a rapid reciprocating movement given to the washer by means of the hand-lever F. The perforated board C is supplied with suitable handles *n*, for obvious purposes, and the box A with a plug or faucet *o*, to be used in drawing off the water after the washing operation is completed.

Having thus described our invention, what we claim as new, and wish to secure by Letters Patent of the United States, is—

In a washing-machine, the box A, having the slatted false bottom B, supported yieldingly therein by means of spiral springs, combined with the reciprocating slatted washer E, suspended by the links *l* from the vertically-moving perforated board C, substantially as herein specified.

In testimony whereof we have hereunto subscribed our names this 23d day of February, A. D. 1878.

CALEB GUYER.
ASBURY W. GUYER.

Witnesses:

W. W. WHARTON,
THOS. MURDOCH.