

H. REYNOLDS.
Fence-Barb.

No. 203,779.

Patented May 14, 1878.

Fig. 1

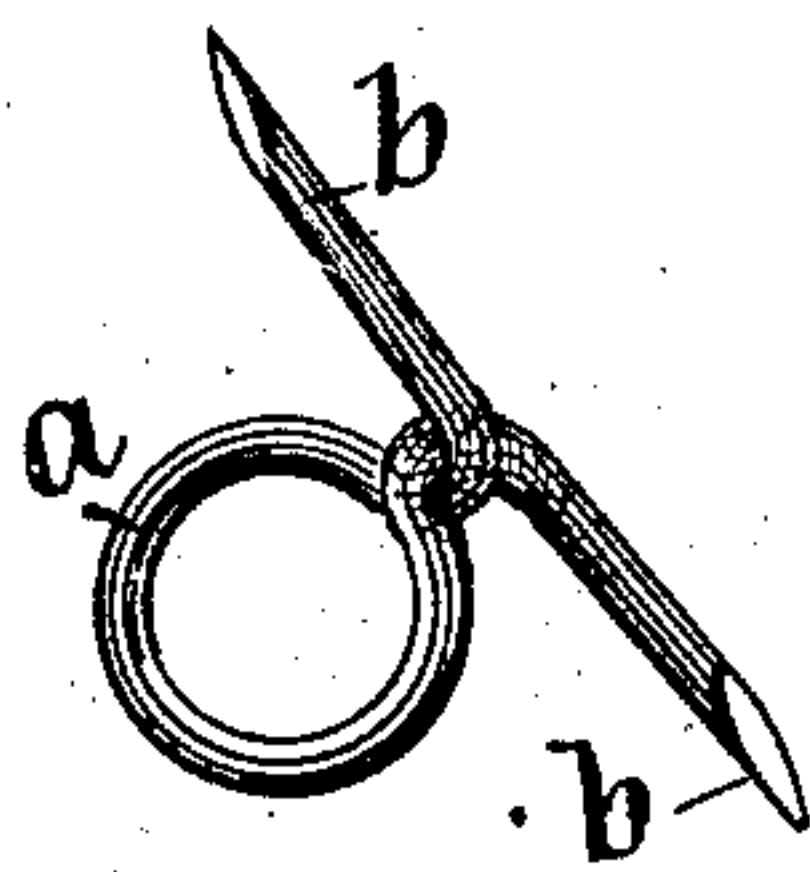


Fig. 2

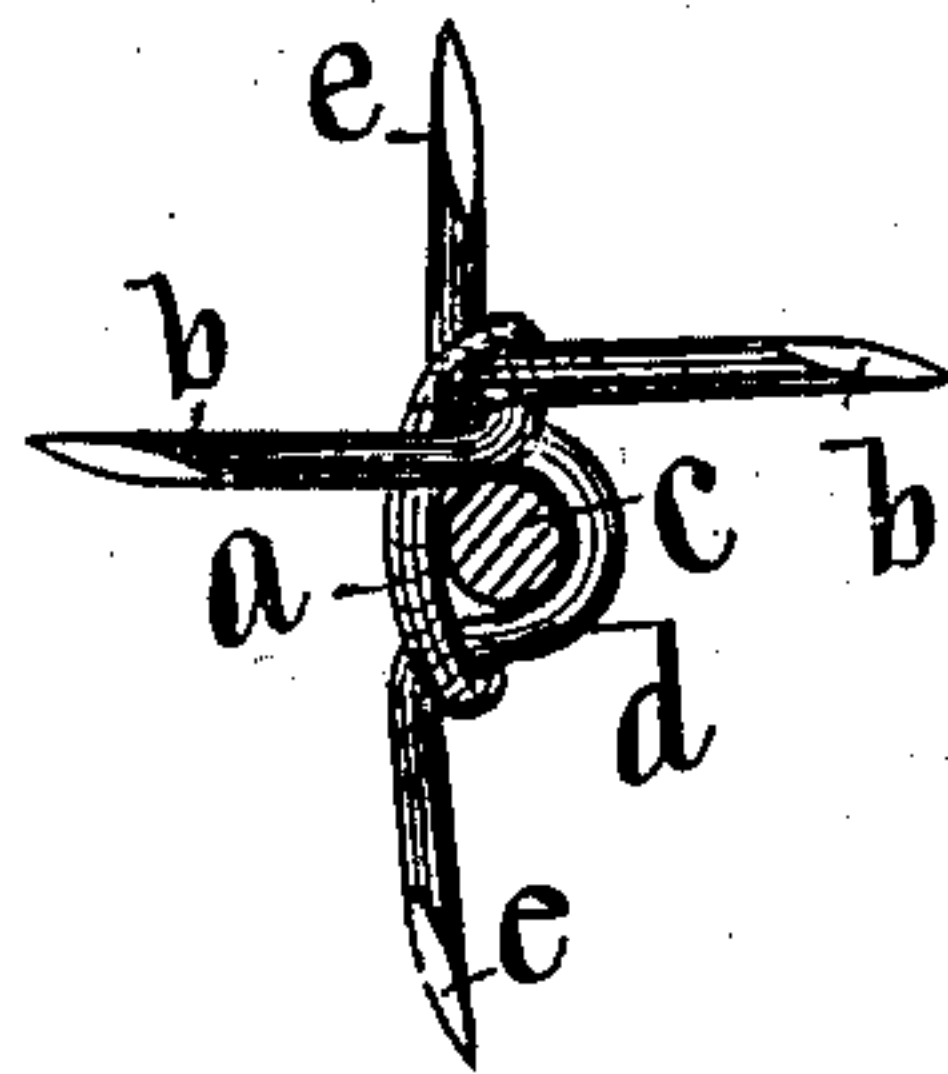
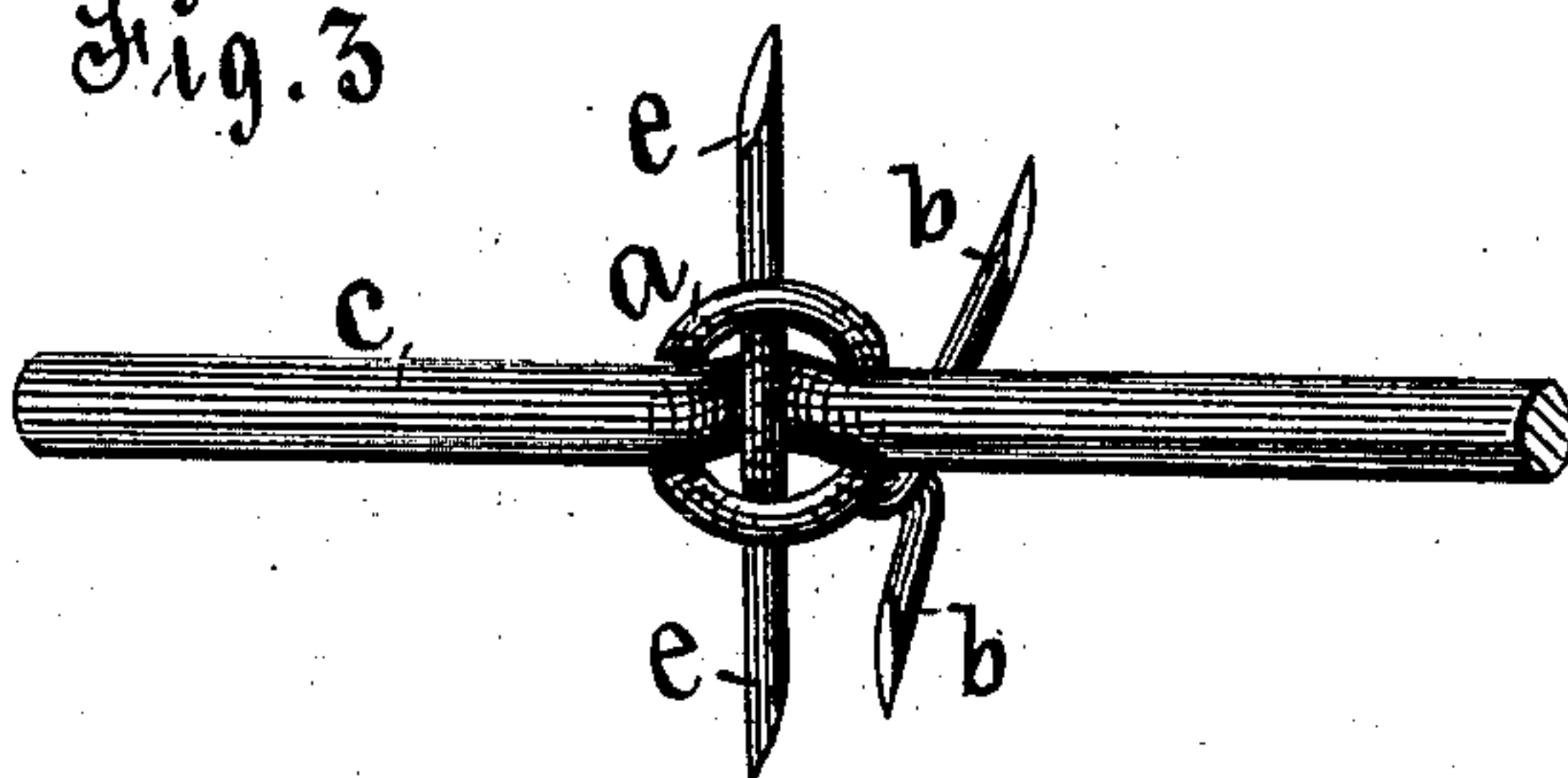


Fig. 3



Attest:

R. G. Orwig,
Frank W. Heers.

Inventor:
Hiram Reynolds,
By *Thomas G. Orwig*
Attorney.

UNITED STATES PATENT OFFICE.

HIRAM REYNOLDS, OF MARSHALLTOWN, IOWA.

IMPROVEMENT IN FENCE-BARBS.

Specification forming part of Letters Patent No. **203,779**, dated May 14, 1878; application filed April 22, 1878.

To all whom it may concern:

Be it known that I, HIRAM REYNOLDS, of Marshalltown, in the county of Marshall and State of Iowa, have invented an Improved Fence-Barb, of which the following is a specification:

My invention consists in combining a staple-form barb-piece and a ring-form barb-piece with a fence-wire, to produce a rigidly-fixed four-pointed barb, as hereinafter fully set forth.

Figure 1 of my drawing is my ring-form barb-piece, composed of a single piece of wire having pointed ends. Its central portion *a* is shaped into a ring by bending it around a suitable form, and the ring closed by twisting the ends together in such a way as to leave the barb-points *b b* projecting at right angles from the ring, and in reverse ways to each other.

Fig. 2 is a cross-section view of a fence-wire having my ring-form barb-piece applied and combined with a staple-form barb-piece, to produce a complete four-pointed barb.

c is the fence-wire. *d* is the U-shaped closed end of the staple-form barb-piece. *e e* are the ends of the staple-form barb-piece passed over

the fence-wire *c* and through the ring-form barb-piece *a*, and then spread apart to clamp the ring *a* against the side of the fence-wire *c*, to hold all the parts rigidly together.

Fig. 3 is a perspective view of a section of fence-wire having my complete barb attached in a crimp or short bend produced in the fence-wire in the act of fixing the barb-piece thereon. The short bend or crimp forms shoulders, against which the ring *a* of the ring-form barb-piece rests, and by means of which the complete barb is prevented from sliding on the fence-wire.

I claim—

1. As a new article of manufacture, the ring-form barb-piece *a b b*, substantially as and for the purposes shown and described.

2. The combination of the ring-form barb-piece *a b b*, the staple-form barb-piece *d e e*, and the fence-wire *c*, substantially as shown and described, to produce a rigidly-fixed four-pointed fence-barb.

HIRAM REYNOLDS.

Witnesses:

C. W. STONE,
J. H. TUCKER.

5-10-78