

A. A. SOLA.  
Tray-Lifter for Trunks.

No. 203,664.

Patented May 14, 1878.

Fig. 1.

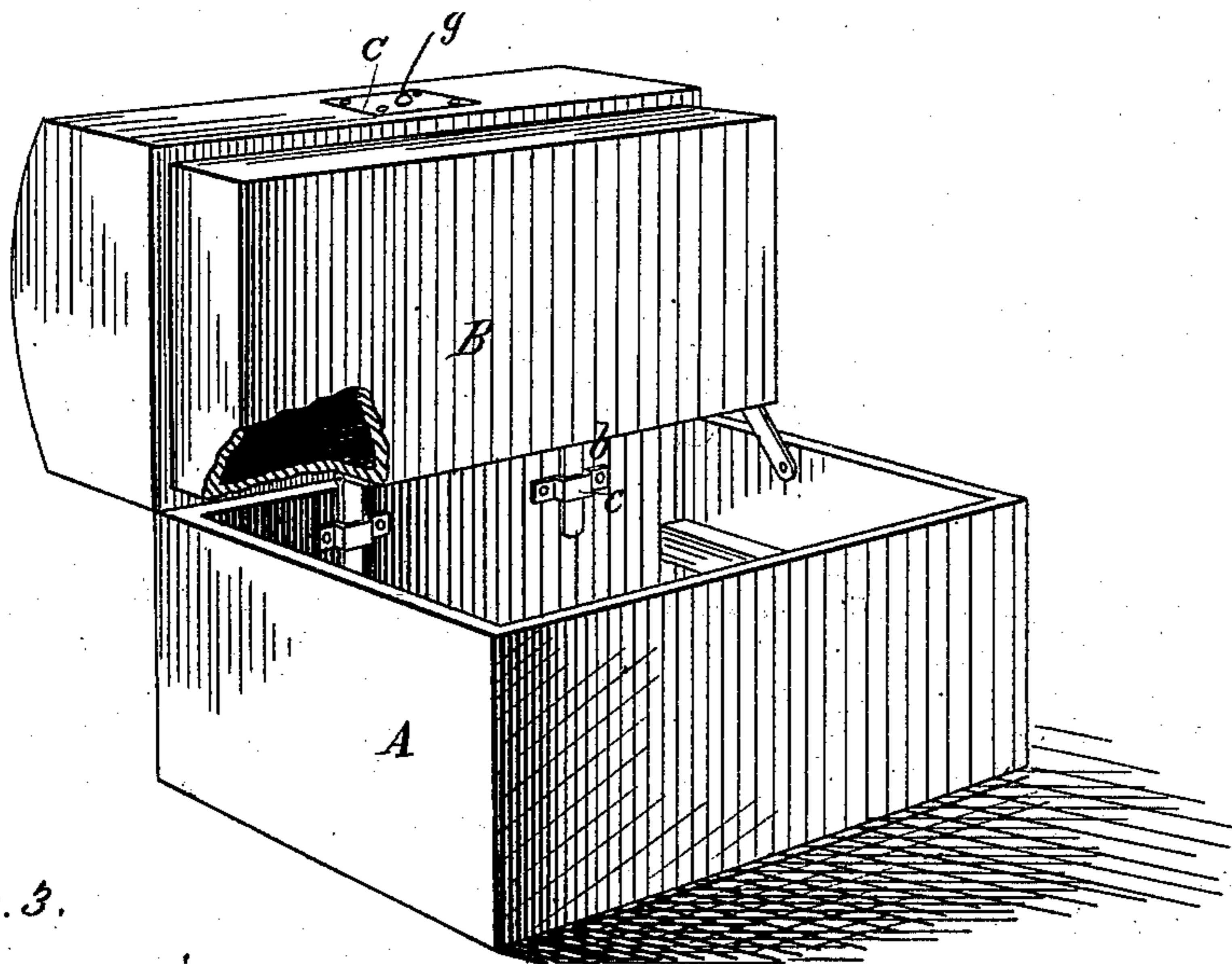


Fig. 3.

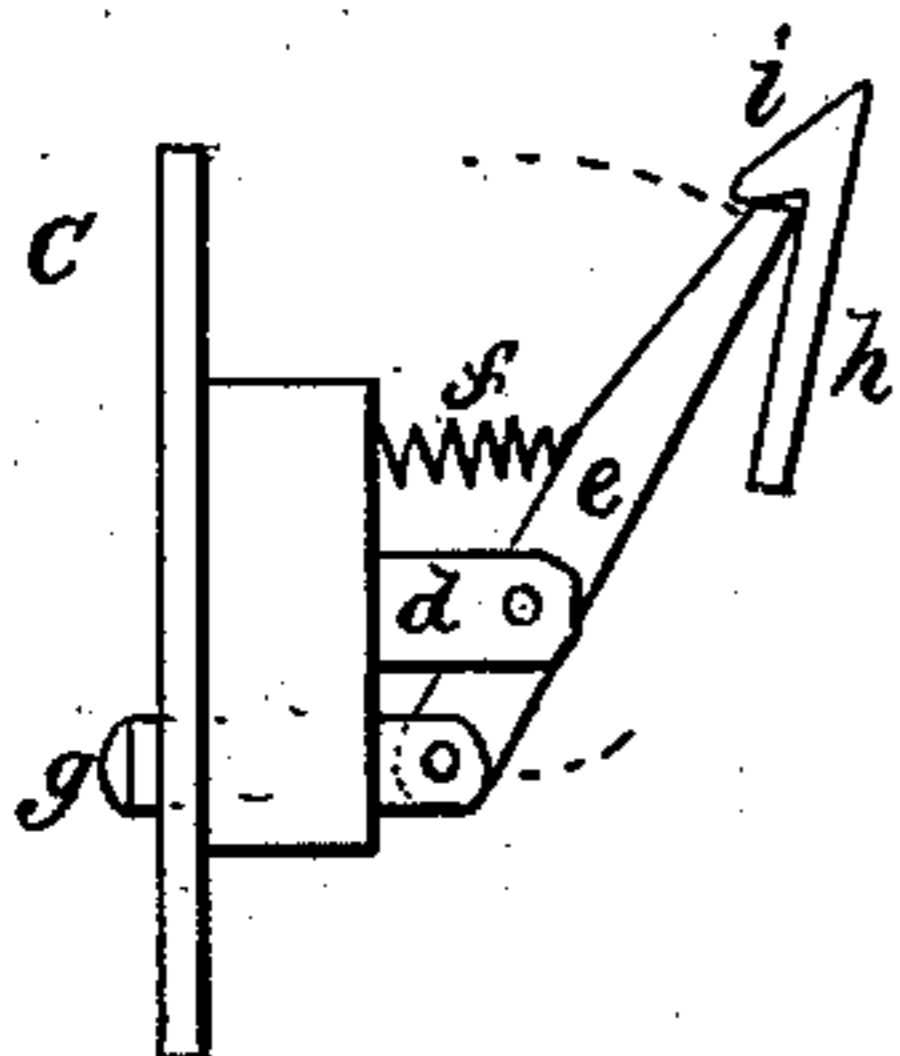
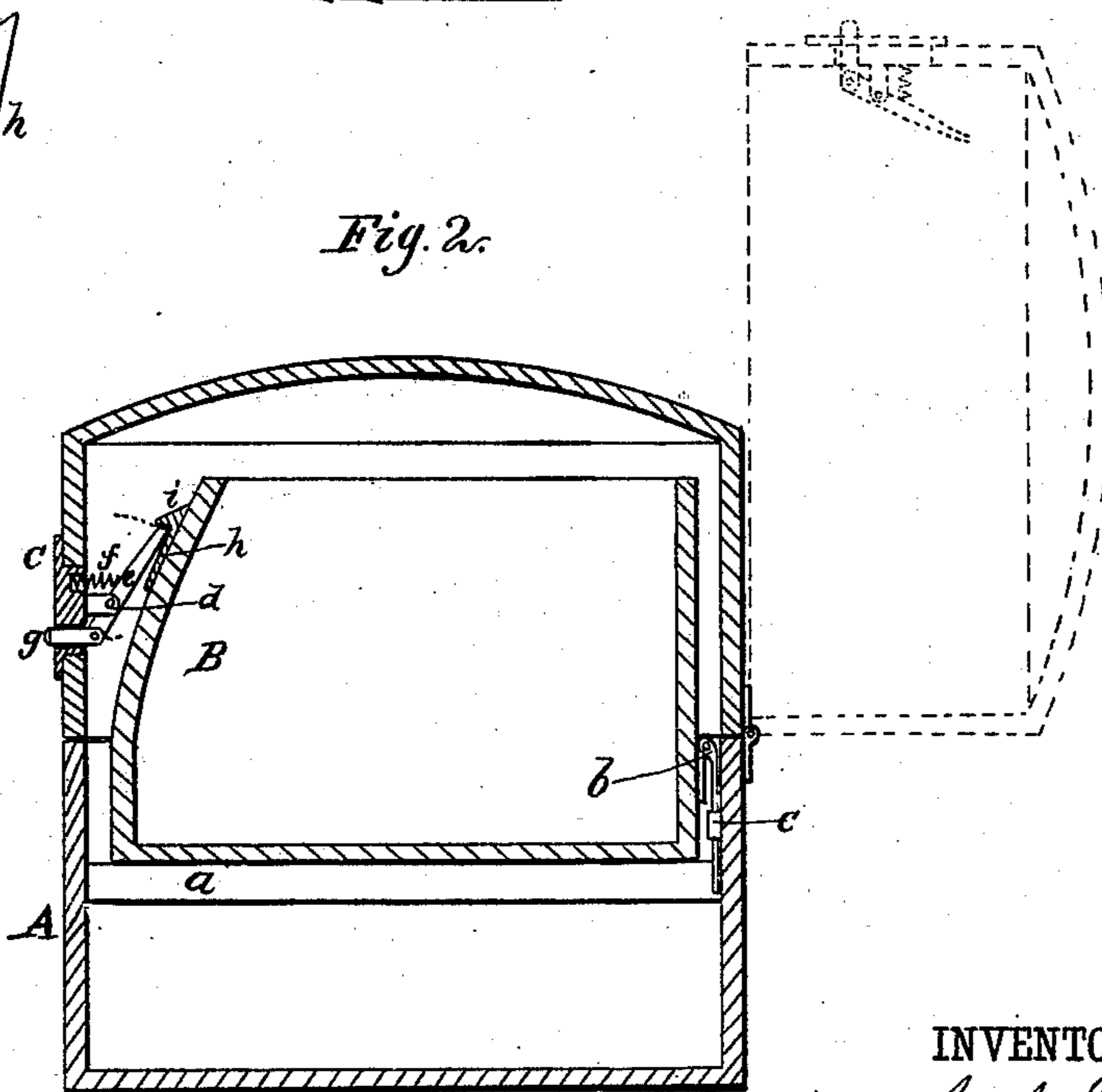


Fig. 2.



WITNESSES:

Henry N. Miller  
C. Sedgwick

INVENTOR:

A. A. Sola  
BY Munn & Co

ATTORNEYS.

# UNITED STATES PATENT OFFICE.

ANDREW A. SOLA, OF BROOKLYN, NEW YORK.

## IMPROVEMENT IN TRAY-LIFTERS FOR TRUNKS.

Specification forming part of Letters Patent No. **203,664**, dated May 14, 1878; application filed April 2, 1878.

*To all whom it may concern:*

Be it known that I, ANDREW A. SOLA, of Brooklyn, in the county of Kings and State of New York, have invented a new and Improved Tray-Lifter for Trunks, of which the following is a specification:

Figure 1 is a perspective view of a trunk having my improved tray-lifter attached. Fig. 2 is a transverse section of a trunk, showing my improved lifter. Fig. 3 is an enlarged view of my improved tray-lifter.

The object of my invention is to provide an inexpensive device for lifting the trays of trunks together with the trunk-lid; and it consists in a catch of novel construction, which is applied to the trunk-lid, and is capable of engaging a nib on the tray or till, so as to lift it when the trunk-lid is raised.

In the drawing, A is a trunk of ordinary construction, having the tray or till B, which rests upon the cleats *a* on the sides of the trunk, and is supported at the back of the trunk by hinges *b*, one leaf of which is attached to the bottom of the tray, while the other is inserted in a socket or hasp, *c*, secured to the side of the trunk. By means of this arrangement the tray may be swung on the hinges without breaking them, as the hinges will draw out of the sockets. The front of the trunk-lid is apertured to receive the tray-lifter, which consists of a plate, C, having ears *d* projecting from its inner face. A catch-lever, *e*, is pivoted between these ears,

and its longer arm is pressed outward by a spiral spring, *f*, that rests upon the plate C. A push-pin, *g*, is jointed to the shorter end of the catch-lever, and extends a short distance through the plate C. A plate, *h*, having a nib, *i*, for engaging the catch-lever, is attached to the front of the tray.

When the trunk is closed, and it is desired to raise the tray with the trunk-lid, the catch-lever *e* is allowed to remain in its normal position; but when it is desired to raise the lid without raising the tray, the catch-lever *e* is disengaged from the nib *i* by pressing the push-pin *g*.

The device is cheaply constructed, and does not interfere with the operation of the trunk lid or tray.

Having thus described my invention, I claim as new and desire to secure by Letters Patent—

1. The tray-lifter consisting of the plate C, having ears *d*, the lever *e*, spring *f*, and push-pin *g*, substantially as shown and described.

2. In a trunk, the tray provided with the plate *h*, having the nib *i*, in combination with the spring-acted catch-lever *e*, attached to the body of the trunk, substantially as and for the purpose specified.

ANDREW A. SOLA.

Witnesses:

GEO. M. HOPKINS,  
C. SEDGWICK.