

T. S. McDOWELL.
 Paper-Carrier for Telegraphic Stock Reporters.
 No. 203,635. Patented May 14, 1878.

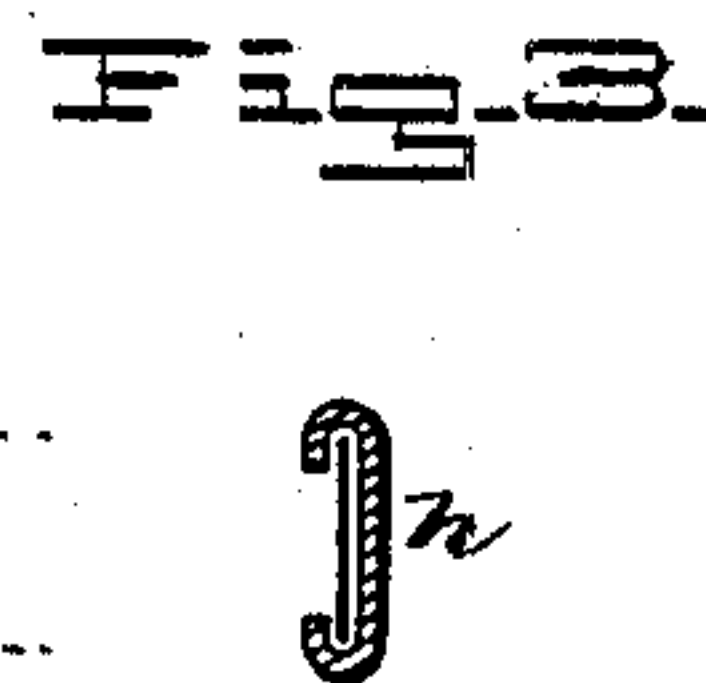
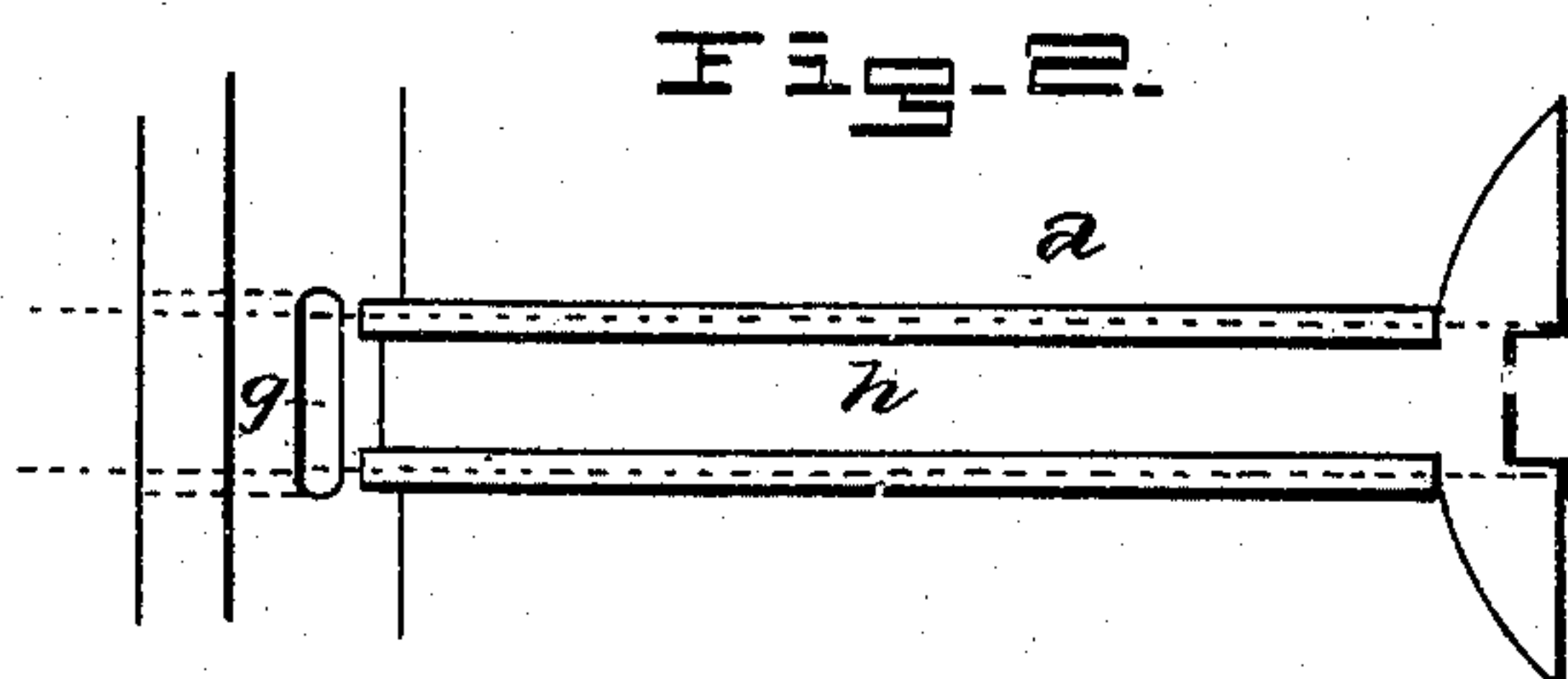
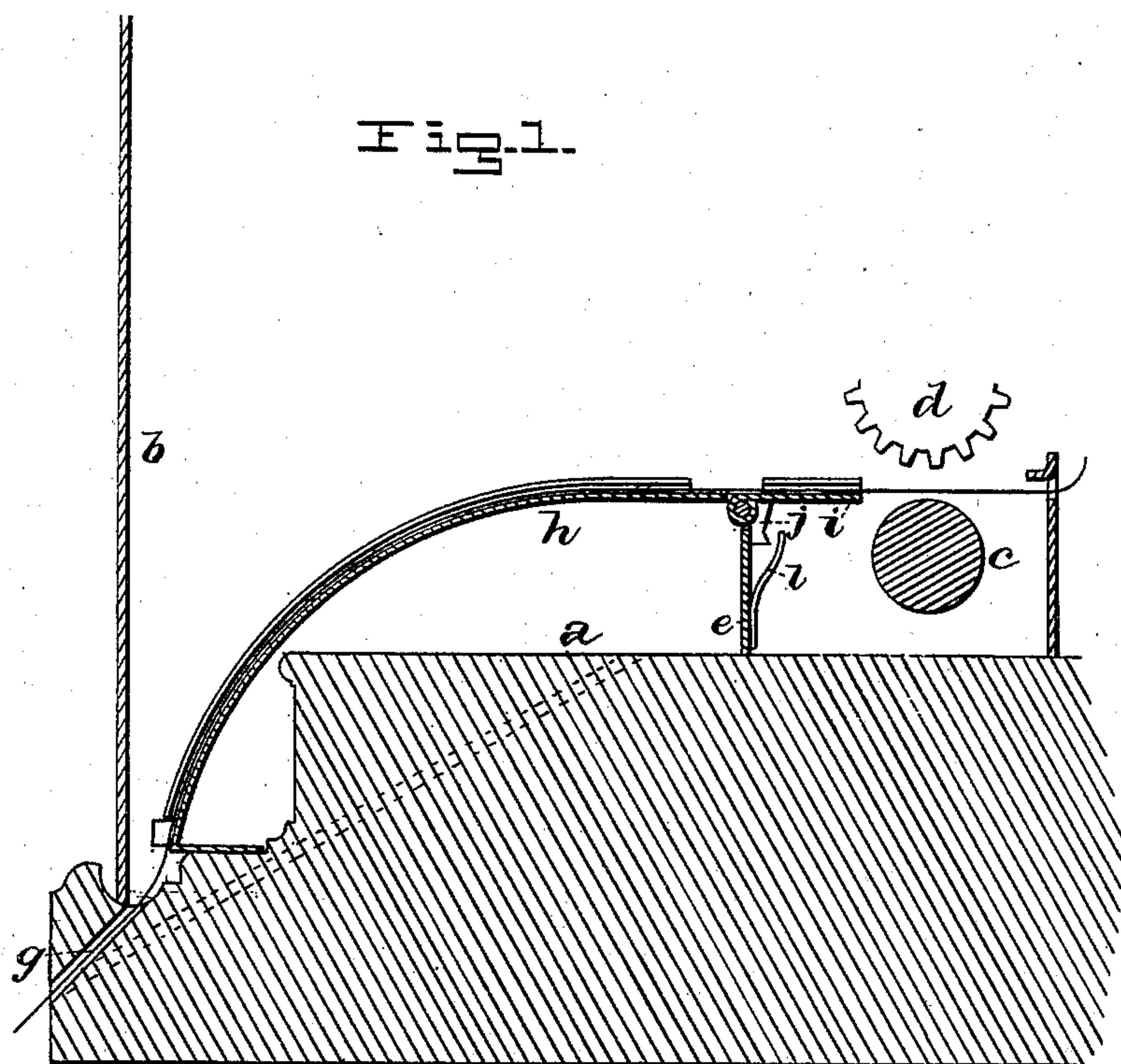
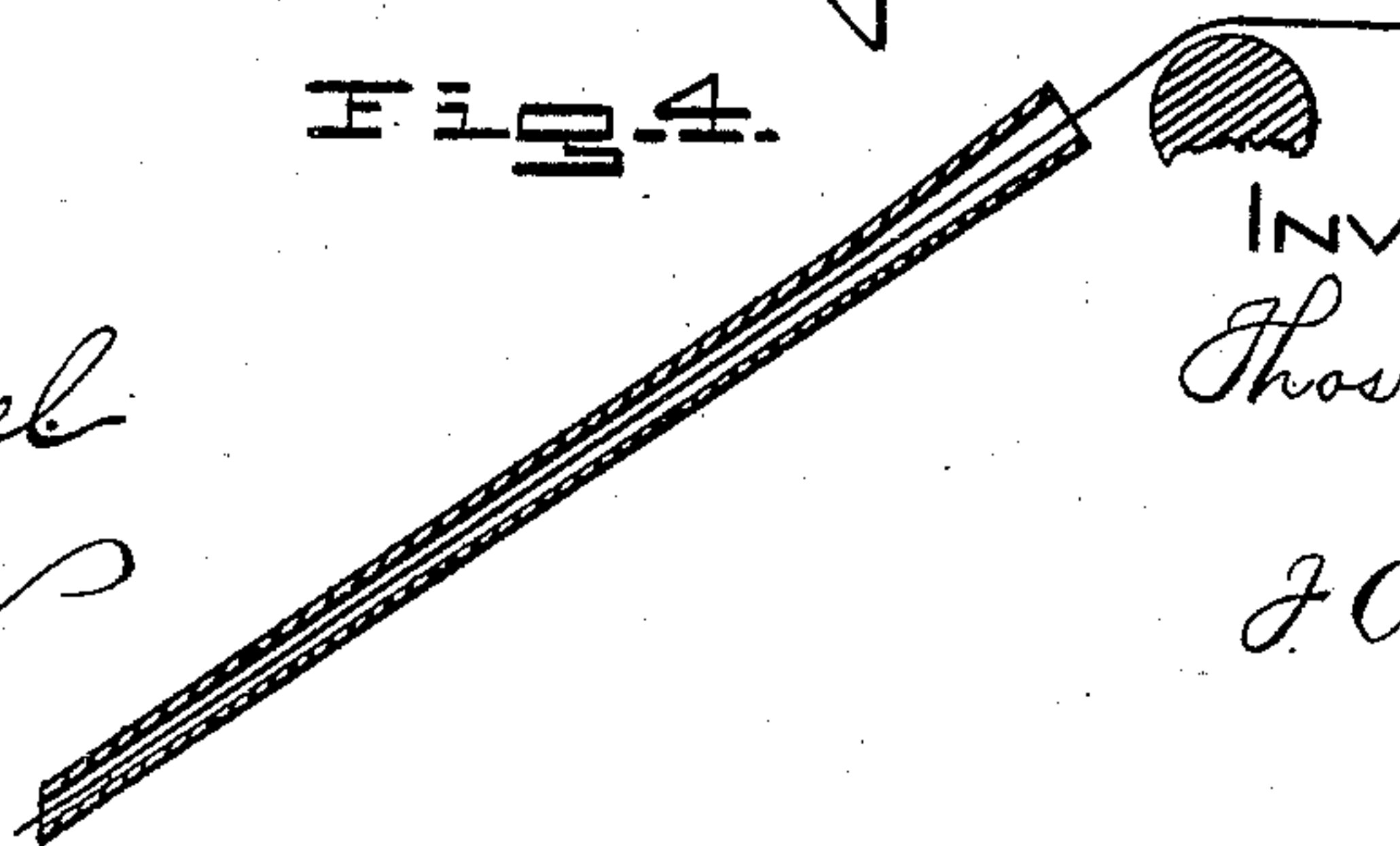


Fig. 4.



WITNESSES:

Jas. F. Duhamel
J. W. Garner

INVENTOR:

Thos. S. McDowell
per
J. A. Lehmann,
Atty.

UNITED STATES PATENT OFFICE.

THOMAS S. McDOWELL, OF DAVENPORT, IOWA.

IMPROVEMENT IN PAPER-CARRIERS FOR TELEGRAPHIC STOCK-REPORTERS.

Specification forming part of Letters Patent No. **203,635**, dated May 14, 1878; application filed April 1, 1878.

To all whom it may concern:

Be it known that I, THOS. S. McDOWELL, of Davenport, in the State of Iowa, have invented certain new and useful Improvements in Paper-Carriers for Stock-Reporters; and I do hereby declare the following to be a full, clear, and exact description of the invention, such as will enable others skilled in the art to which it pertains to make and use it, reference being had to the accompanying drawings, which form part of this specification.

My invention relates to an improvement in paper-carriers for stock-telegraphs; and it consists in the arrangement and combination of devices whereby the paper is moved forward outside of the globe as fast as it is printed, as will be more fully described hereinafter.

The accompanying drawings represent my invention.

a represents the base of the instrument; *b*, the globe covering the instrument over; *c*, the roller, and *d* the type-wheel of the machine, through which the strip of paper passes to be printed.

Supported upon the two feet *e* or other suitable devices is the curved slide *h*, into which the paper is passed, and which conducts the paper down to the hole or slot *g* in the base *a*. The inner end of this slide *h* is pivoted, as shown, so as to rise or fall, and thus accommodate itself to the machine, and extends up very close to the rollers, so that the paper shall have but a very slight distance to move before it enters the slide. This hinged end *i* is provided with a brace, *j*, to support it in position, and a suitable catch, *l*, to prevent it from rising too high. By having this end *i* extend up close to the rollers, however thin and limber the paper may be, after it has once entered the slide it is impossible for it to

roll up or get wrinkled. As the slide is formed by turning over the edges of a strip of metal, the slide is entirely open upon top, and thus the strip of paper can be always seen from the time it leaves the rollers down to the slot *g*, and the quotations read at any point.

In some cases, instead of having the slide made as here shown, a slot may be made diagonally down through the base, as shown by dotted lines, in which instance the inner end need not be made movable.

Where the paper is left free, as has been the case heretofore, the paper does not pass freely out through the hole made for it, but doubles up under the globe until it at last comes in contact with the rollers and interferes with the working of the machine.

Having thus described my invention, I claim—

1. In a stock-reporter, a guide, *h*, for conducting the paper outside of the globe *b*, the said guide being open upon its top, so that the figures or words upon the paper can be read through the glass from the time the paper leaves the type-wheel down to the opening *g* through the base, substantially as shown.

2. A slide, *h*, for telegraph stock-reporters, having a hinged end, *i*, substantially as set forth.

3. The slide *h*, having the hinged end *i*, brace *j*, and catch *l*, substantially as described.

In testimony that I claim the foregoing I have hereunto set my hand this the 23d day of March, 1878.

THOMAS S. McDOWELL.

Witnesses:

THOMAS MADIGAN,
THOS. N. HOOPER.