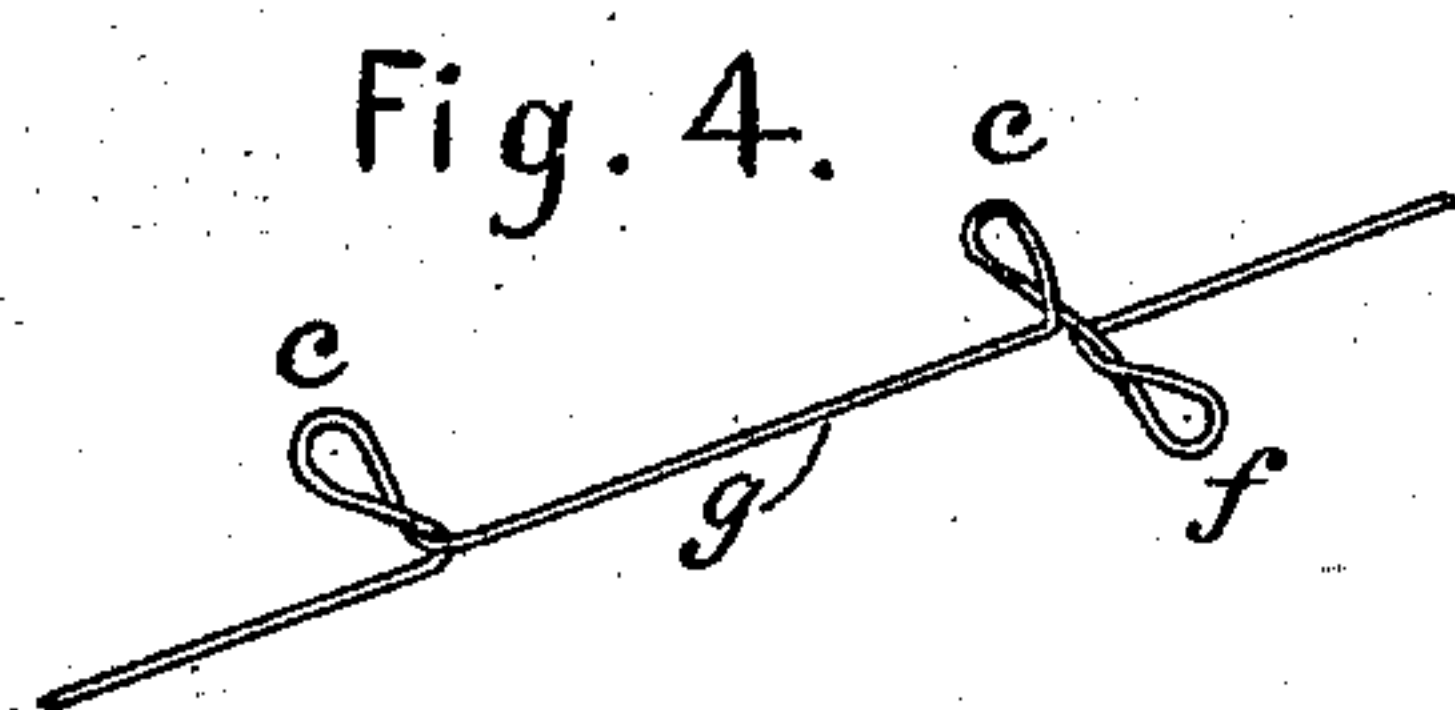
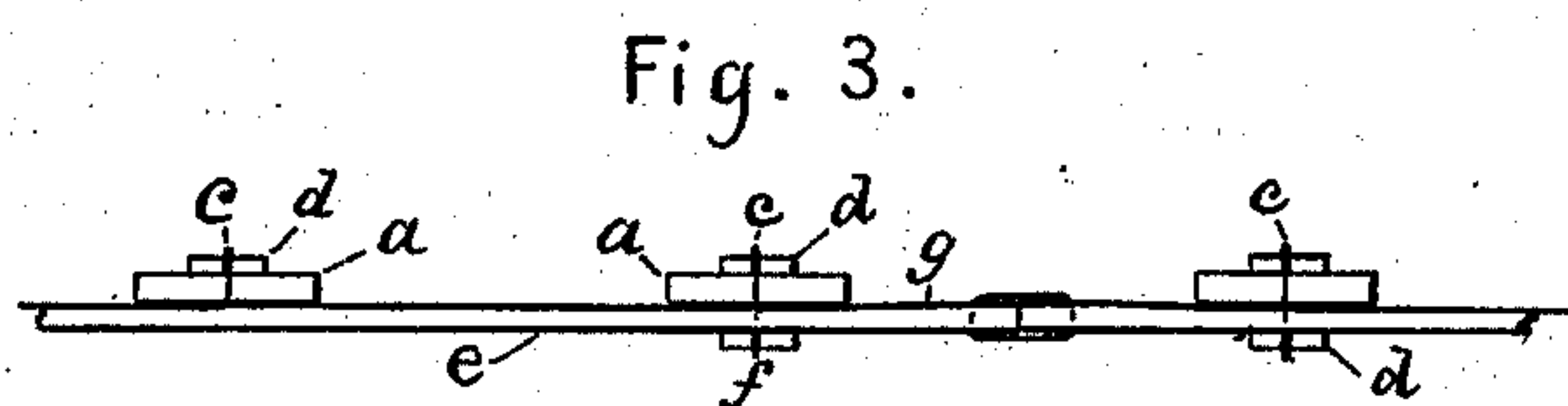
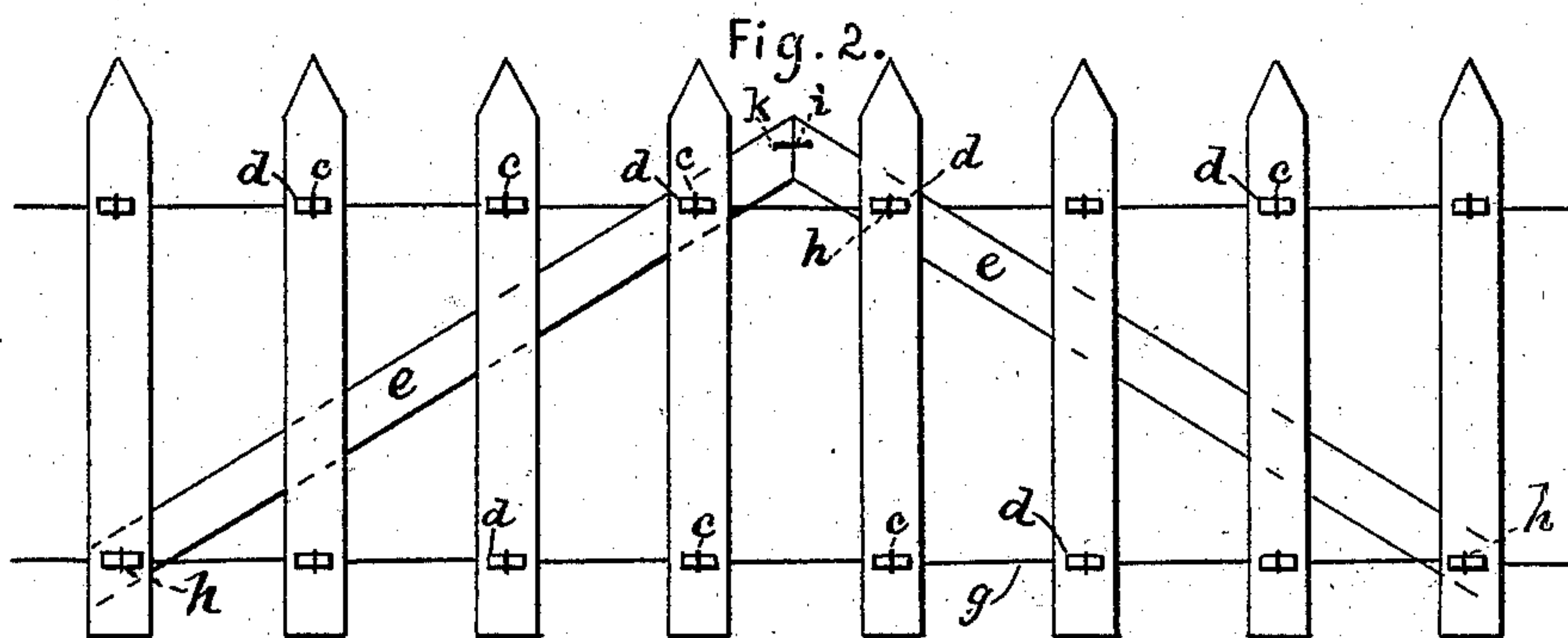
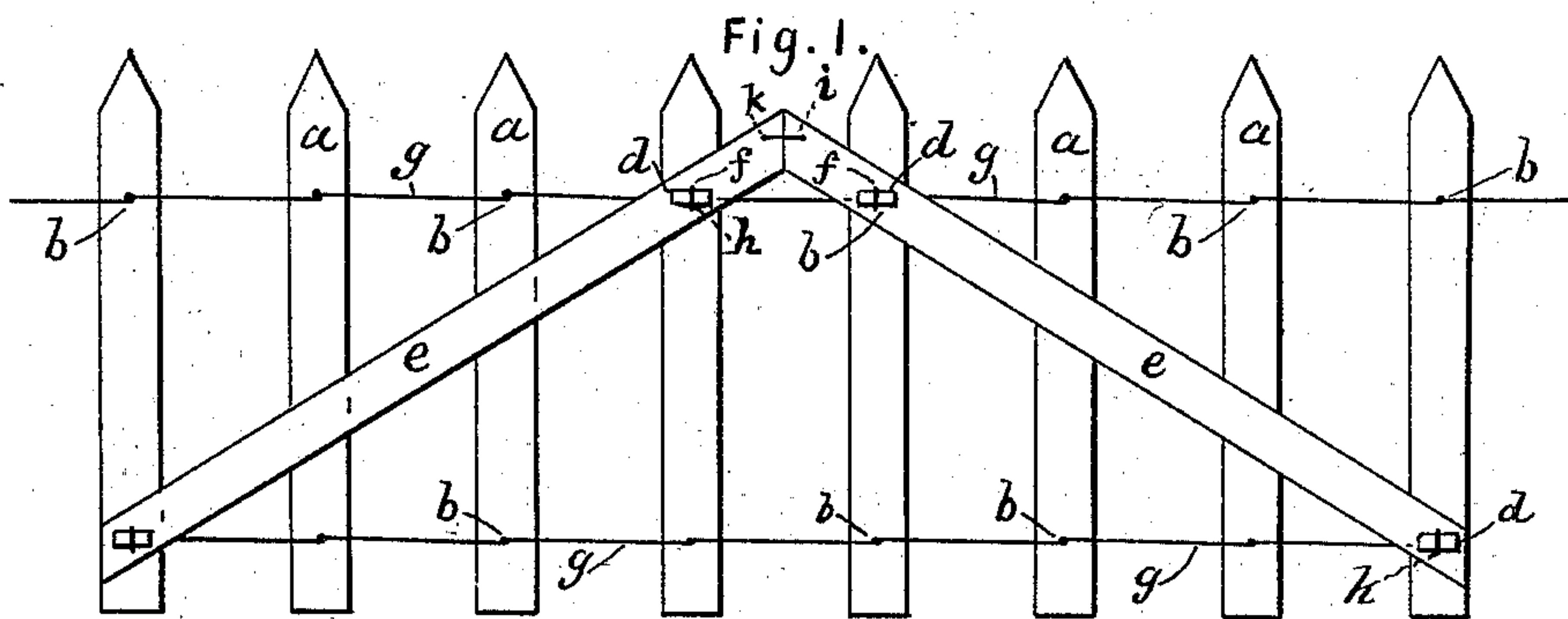


D. R. LEACH.  
Portable Fence.

No. 203,628.

Patented May 14, 1878.



Witnesses :

H. A. Daniels,  
C. B. Towles

Inventor :  
Daniel R. Leach  
by Theodore Munger,  
Attorney.

# UNITED STATES PATENT OFFICE.

DANIEL R. LEACH, OF PIKE, NEW YORK.

## IMPROVEMENT IN PORTABLE FENCES.

Specification forming part of Letters Patent No. 203,628, dated May 14, 1878; application filed December 7, 1877.

*To all whom it may concern:*

Be it known that I, DANIEL R. LEACH, of Pike, in the county of Wyoming and State of New York, have invented certain new and useful Improvements in Portable Fences; and I do hereby declare that the following is a full, clear, and exact description of the same, reference being had to the accompanying drawings, forming a part of this specification, in which—

Figures 1 and 2 are elevations, showing a view of each side of the fence. Fig. 3 is a top view. Fig. 4 illustrates the looped wire.

This invention relates to an improvement in portable fences; and it consists in the improvements in the construction of the same herein-after described, and particularly pointed out in the claims.

The fence-panels are composed of pickets *a*, punched or bored at *b* to receive loops *c* made in a wire rail, *g*. The loops *c* are passed through the holes *b*, and pins *d* are inserted into the eyes of said loops to hold the pickets securely in place.

Braces *e e* traverse the panels, as shown, and are secured by loops *f*, made in the wire rail *g* immediately opposite the loops *c*, and passed through holes *h*, punched or bored in the braces *e e*. Pins *d*, passed through the eyes of the loops *f*, are also used to secure the braces to place, the object of said braces being

to strengthen the panels. A wire ring or loop, *i*, passed through holes *k* near the upper ends of the braces *e*, connects them with each other. The wire rails *g* project beyond each end of the panel, and may be fastened to the fence-posts in any suitable manner.

Having thus described my improvements, what I claim as new and useful, and desire to secure by Letters Patent of the United States, is—

1. The pickets *a*, punched or bored, as shown, and secured to the wire rail *g* by the loops *c* and pins *d*, substantially as and for the purpose set forth.

2. The braces *e*, joined at their upper ends by the loop *i*, and connected to the wire rails *g* by the loops *f* and pins *d*, substantially as and for the purpose set forth.

3. In a portable fence, the panel composed of the wire rail *g*, having loops *c* and *f*, punched or bored pickets *a*, and braces *e*, and pins *d*, constructed and arranged substantially as shown and described.

In testimony that I claim the forgoing improvement, as above described, I have hereunto set my hand and seal.

DANIEL ROGERS LEACH. [L. S.]

Witnesses:

J. H. PINKERTON,  
T. E. PINKERTON.