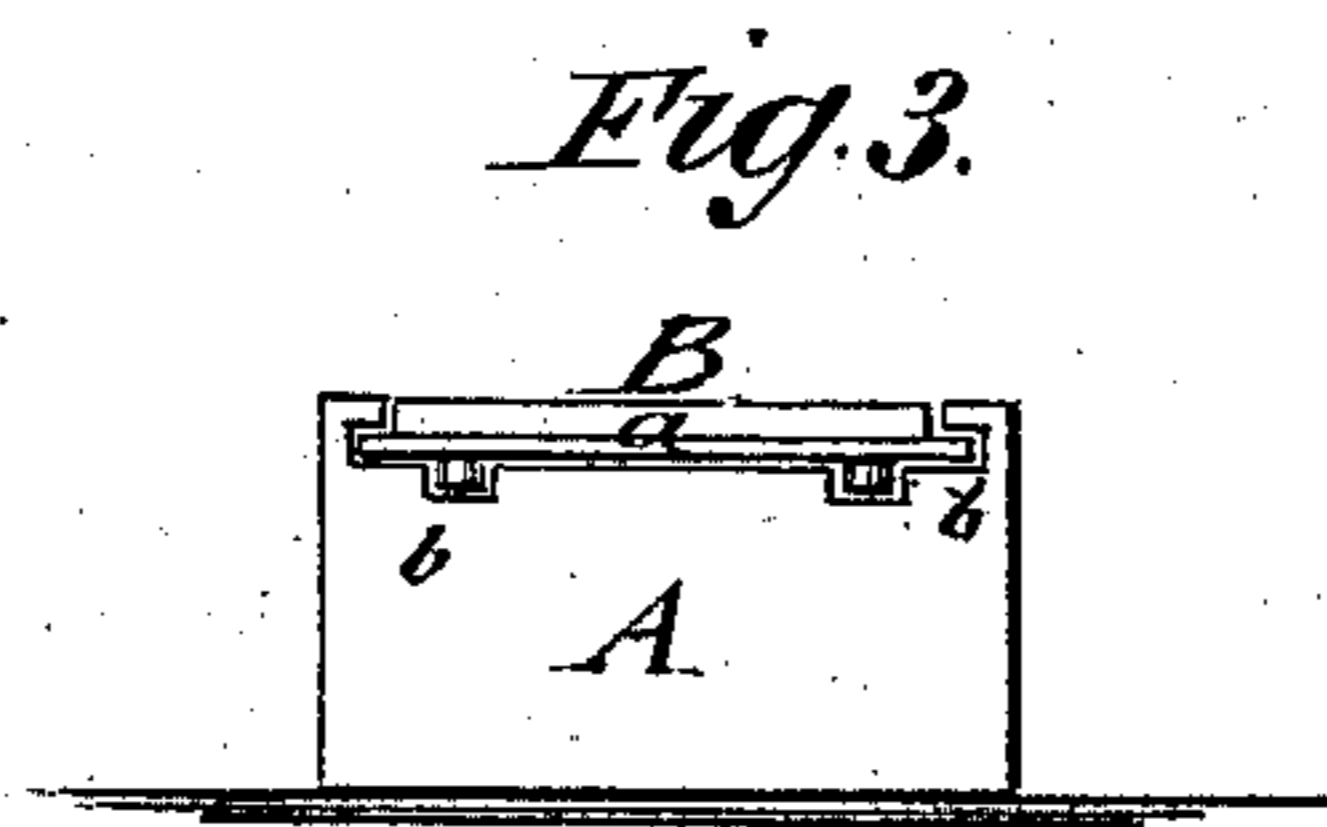
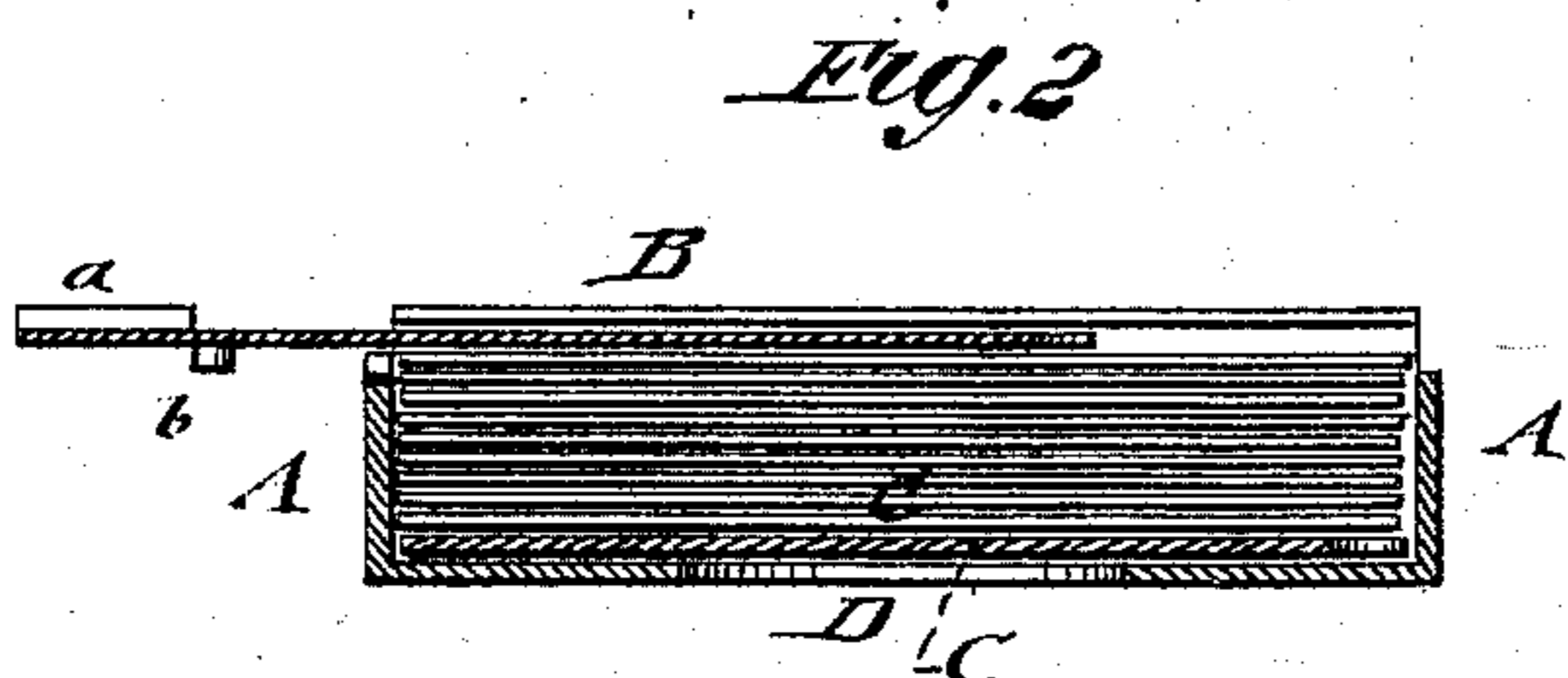
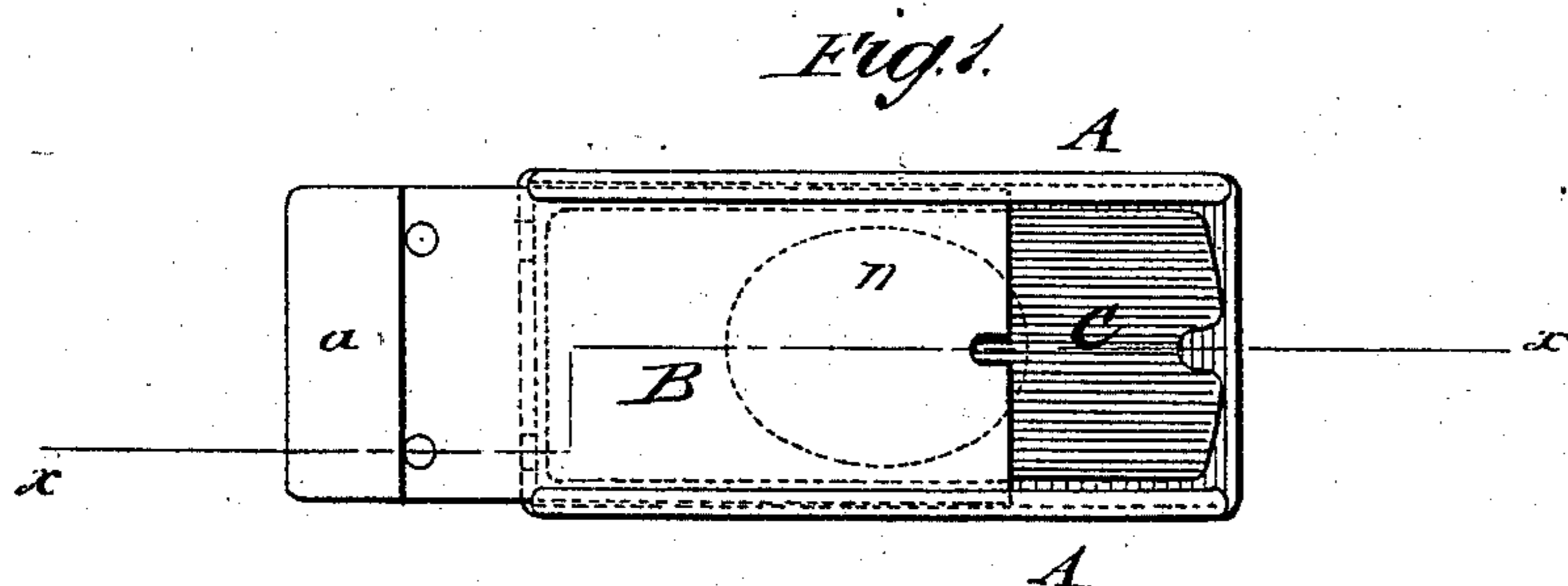


L. E. HEATON.
Ticket-Case.

No. 203,617.

Patented May 14, 1878.



WITNESSES:

Francis McCordle,
C. Sedgwick

INVENTOR:

L. E. Heaton
BY *Mumford*
ATTORNEYS.

UNITED STATES PATENT OFFICE.

LEWIS E. HEATON, OF PROVIDENCE, RHODE ISLAND, ASSIGNOR TO HIMSELF
AND SAMUEL BARR, OF SAME PLACE.

IMPROVEMENT IN TICKET-CASES.

Specification forming part of Letters Patent No. **203,617**, dated May 14, 1878; application filed
February 28, 1878.

To all whom it may concern:

Be it known that I, LEWIS E. HEATON, of the city and county of Providence, and State Rhode Island, have invented a new and Improved Receptacle for Car-Tickets, &c., of which the following is a specification:

In the accompanying drawings, Figure 1 is a top view of my invention. Fig. 2 is a vertical longitudinal section thereof on line *xx*, Fig. 1; and Fig. 3 is an end view of the same.

Similar letters of reference indicate corresponding parts.

My invention has for its object to furnish an improved receptacle for carrying car-tickets, business-cards, &c., in a compact and convenient shape, and in such a manner that but one card or ticket can be withdrawn at the same time; and it consists of a rectangular box or case, provided with a sliding top, having a raised top part or projection for the thumb, and at the under side projecting teats or spurs for taking hold of a ticket or card and withdrawing the same.

The box has a movable false bottom and a circular opening for raising the tickets, and notches in the end wall for the teats of the top slide, as will be hereinafter more fully described, and pointed out in the claim.

Referring to the drawings, A represents a rectangularly-shaped case, constructed of any desirable material, and provided with a sliding top, B, which moves in suitable grooves in the sides of the case, said top being provided with a raised thumb-piece or projection, *a*, at one end, and with inwardly-projecting teats or spurs *b b* at the under side of the slide, below the thumb-piece.

C represents an inner plate or false bottom, upon which the tickets or cards are to be placed, and which is operated through the circular opening D in the bottom of the case.

The end wall of the case is notched for the bottom spurs *b b*, so that the sliding top may be opened and closed without difficulty.

In the operation of my invention the sliding top B is removed and the case A filled with tickets or cards, which are placed upon the movable bottom plate C, and the top then replaced in position. When a ticket is desired to be taken out of the box, the same is taken into the right hand and the top slide drawn back about half an inch by the thumb-nail. The box is then held by the left-hand, and the middle finger of the same pressed on the movable bottom plate, and the cover pushed at the same time back into its place. The bottom lugs will engage one ticket and push it out of the box. This operation is continued until all the tickets are used.

The advantages of my invention will be readily apparent without a more minute description, inasmuch as the cards or tickets are kept in a compact and convenient manner, not liable to become soiled or worn, and capable of being readily withdrawn in any desired quantities, one at a time, thus rendering the construction most desirable for use as a receptacle for visiting or business cards, car-tickets, and other analogous articles.

Having thus described my invention, I claim as new and desire to secure by Letters Patent—

A ticket-case consisting of the bottom-apertured rectangular case A, top B, sliding in grooves of case, and the false bottom C, the top B having thumb-piece *a* and studs *b*, as and for the purpose specified.

LEWIS E. HEATON.

Witnesses:

EDSON S. JONES,

L. O. ROCKWOOD.