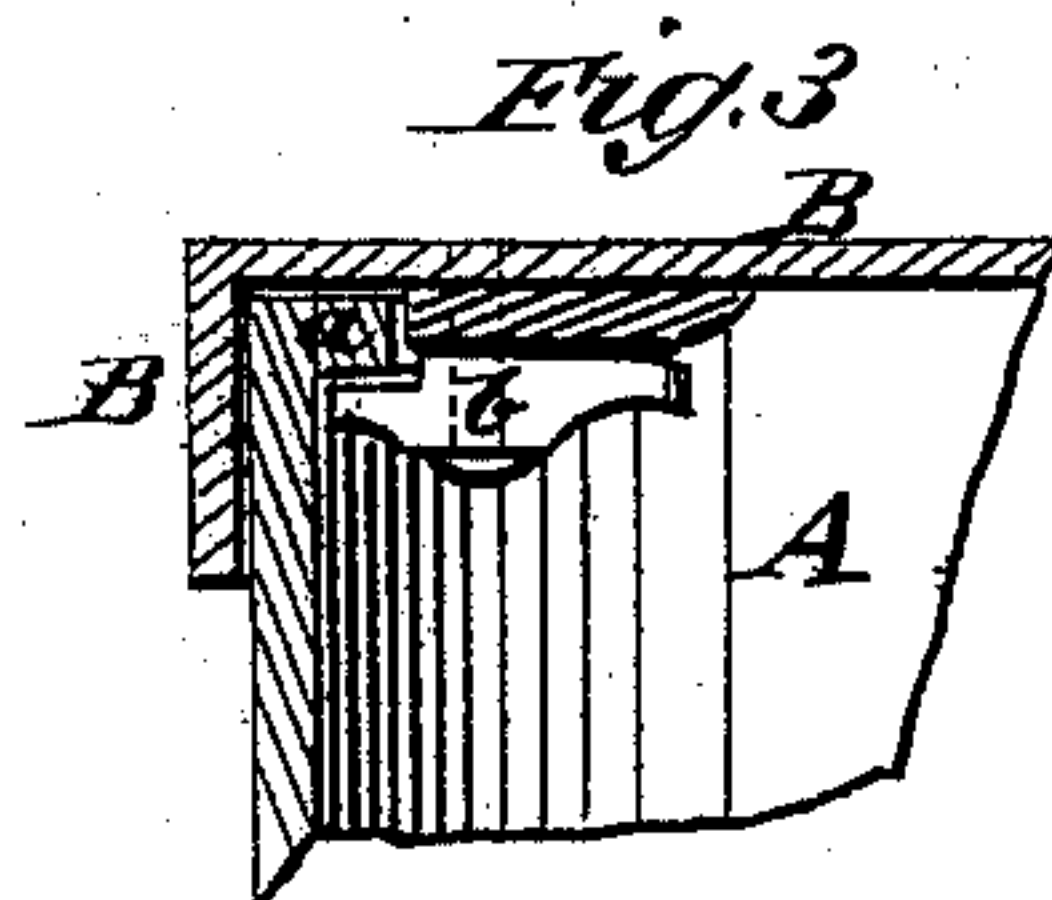
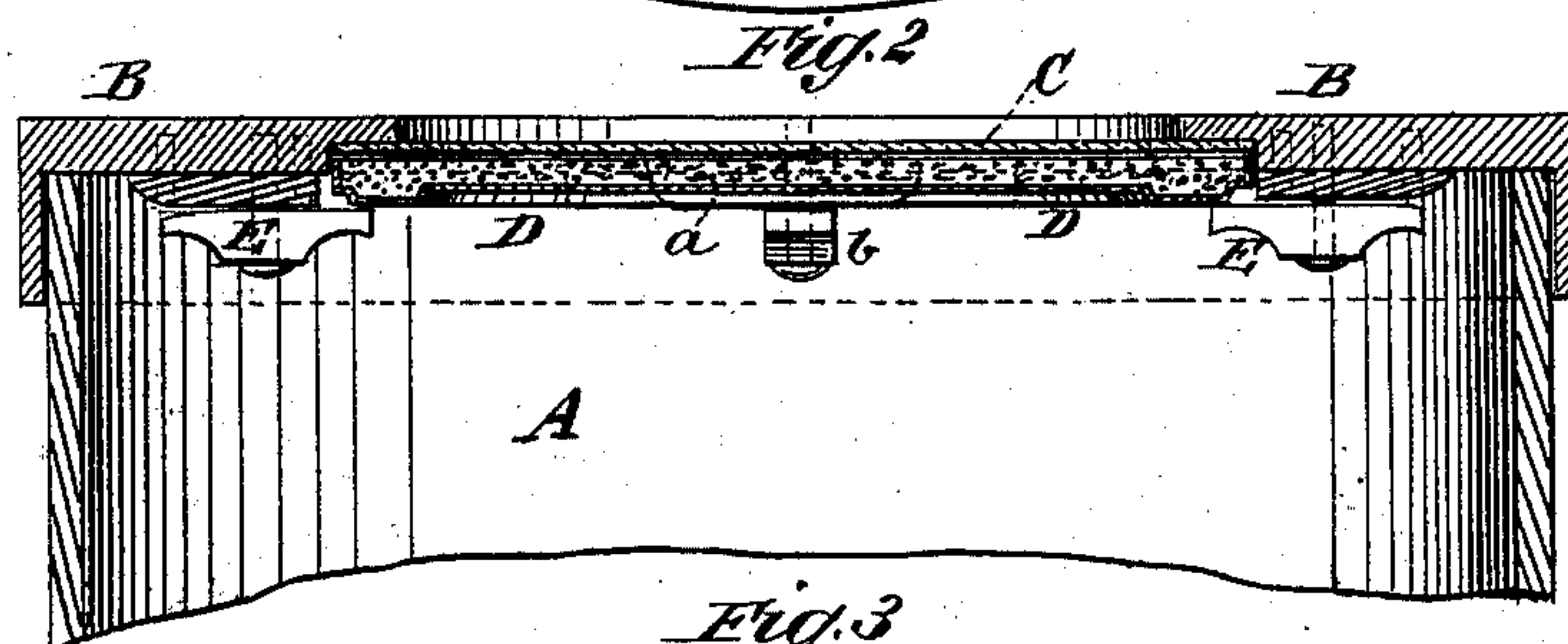
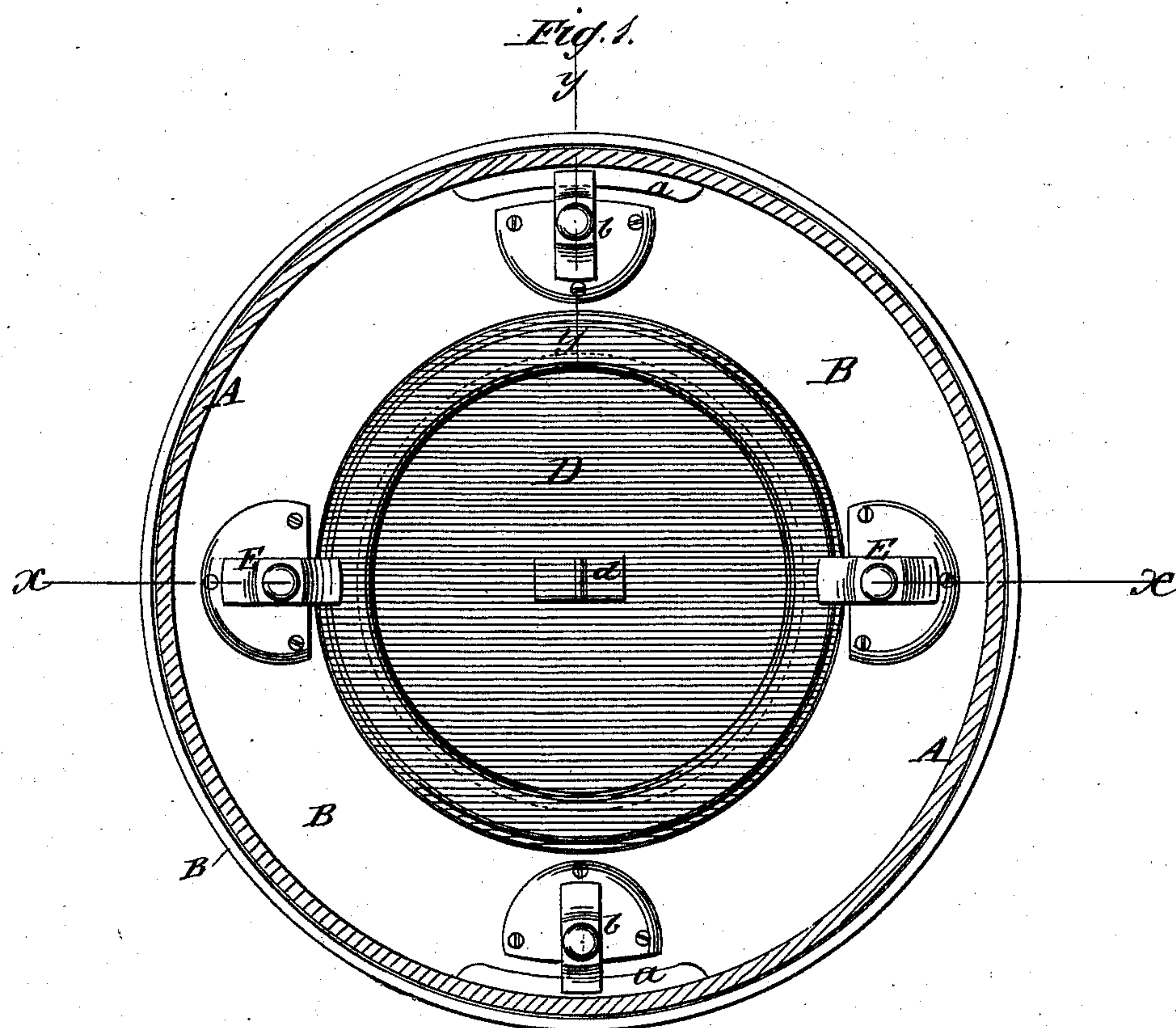


W. H. GRUBB.
Barrel-Top Show-Case.

No. 203,613.

Patented May 14, 1878.



WITNESSES:

Francis McOrtle,
C. Sedgwick

INVENTOR:

W. H. Grubb
BY *Mumford*

ATTORNEYS.

UNITED STATES PATENT OFFICE.

WILLIAM H. GRUBB, OF HANNIBAL, MISSOURI.

IMPROVEMENT IN BARREL-TOP SHOW-CASES.

Specification forming part of Letters Patent No. **203,613**, dated May 14, 1878; application filed March 27, 1878.

To all whom it may concern:

Be it known that I, WILLIAM H. GRUBB, of Hannibal, in the county of Marion and State of Missouri, have invented a new and Improved Barrel-Top Show-Case, of which the following is a specification:

The object of my invention is to enable dealers in dried fruits, groceries, and other merchandise kept for sale in barrels, to exhibit to the inspection of purchasers in the top of each barrel a sample of its contents, thus obviating the necessity of frequently opening the barrels to examine the goods.

The invention will first be described in connection with the drawing, and then pointed out in the claim.

In the accompanying drawing, Figure 1 represents the cross-section of a barrel and the under side of my show-case attached to it. Fig. 2 is a vertical section of the same, taken through the line *x x* of Fig. 1. Fig. 3 is a detail section through the line *y y* of Fig. 1.

Similar letters of reference indicate corresponding parts.

A is the barrel, provided on opposite sides with the inside cleats *a*. B is the cover or barrel-top, provided on its under side with two oppositely-placed buttons, *b*, so arranged that, by putting the cover on the barrel and turning it around until the buttons *b* come opposite to the cleats *a*, the said buttons will lock the cover onto the barrel by contact with the under side of the said cleats. The cover B is open in the center, and rabbeted on the inside around

the opening for the reception of the glass pane C.

D is a metallic dish or cup, made to fit in the said recess, with its upper edge close against the under side of the pane C, and is provided with a handle, *d*, to facilitate its insertion.

E E are buttons pivoted to the cover B on opposite sides of the receptacle D, in position to be turned in under the rim of the latter, to secure and tighten it to the cover.

To prepare the show-case, the cup D is held by the handle *d* and filled with the sample. The cover B is then placed in position over it, and both secured together by the pivoted buttons E. The cover B, with the cup D attached, is then secured to the barrel by the stationary buttons and cleats *b a*, as before stated.

I do not limit myself to the exact form and arrangement of the parts, as they may be varied without departing from my invention.

Having thus described my invention, I claim as new and desire to secure by Letters Patent—

The combination of the barrel-top B, provided with the transparent pane C and the interior buttons E *b*, with the sample-cup D and with a barrel, A, provided with the inside fastening-cleats *a*, substantially as and for the purpose set forth.

WILLIAM H. GRUBB.

Witnesses:

JAMES McKEY,
LLEWELLYN W. BOSWELL.