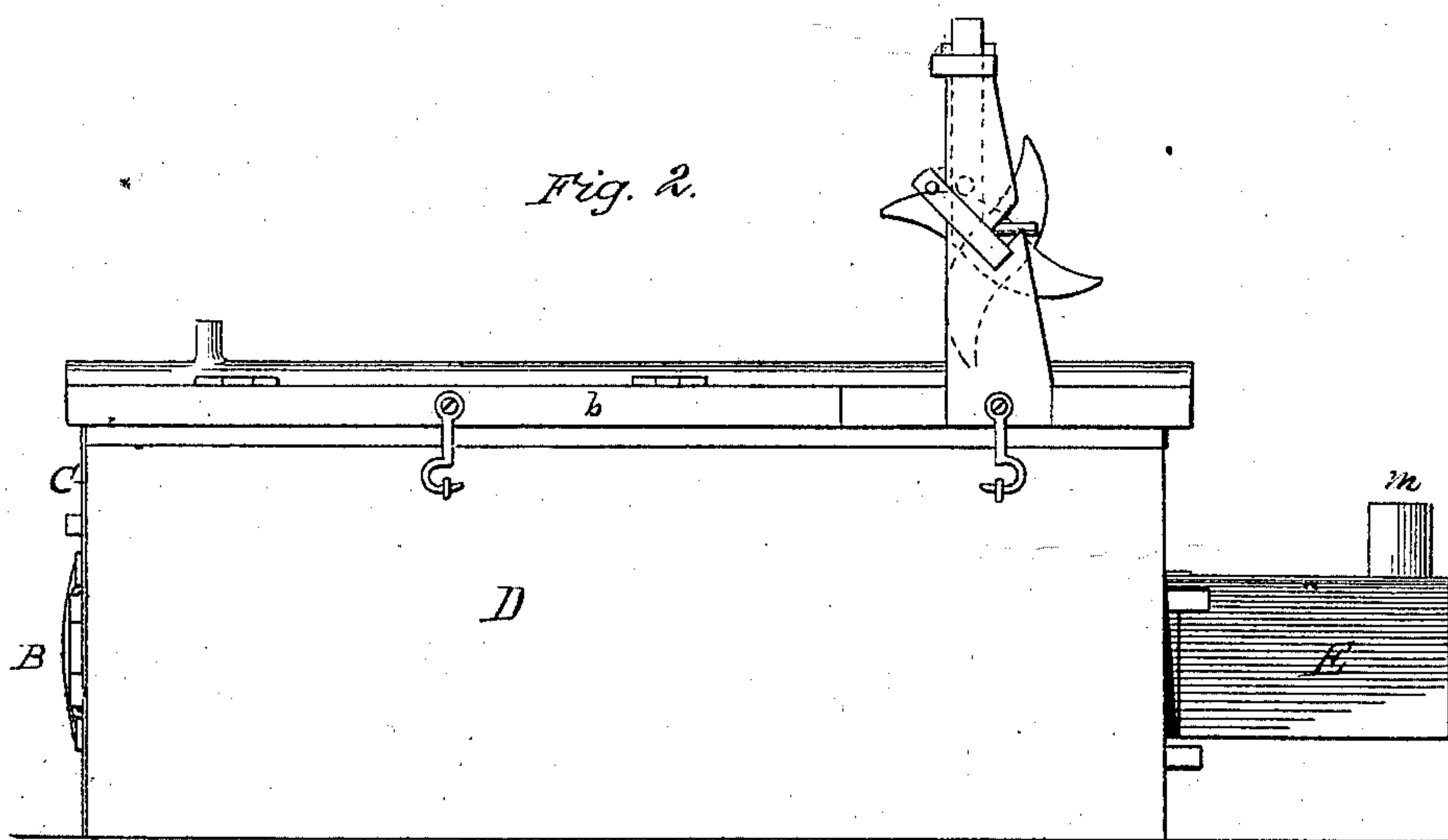
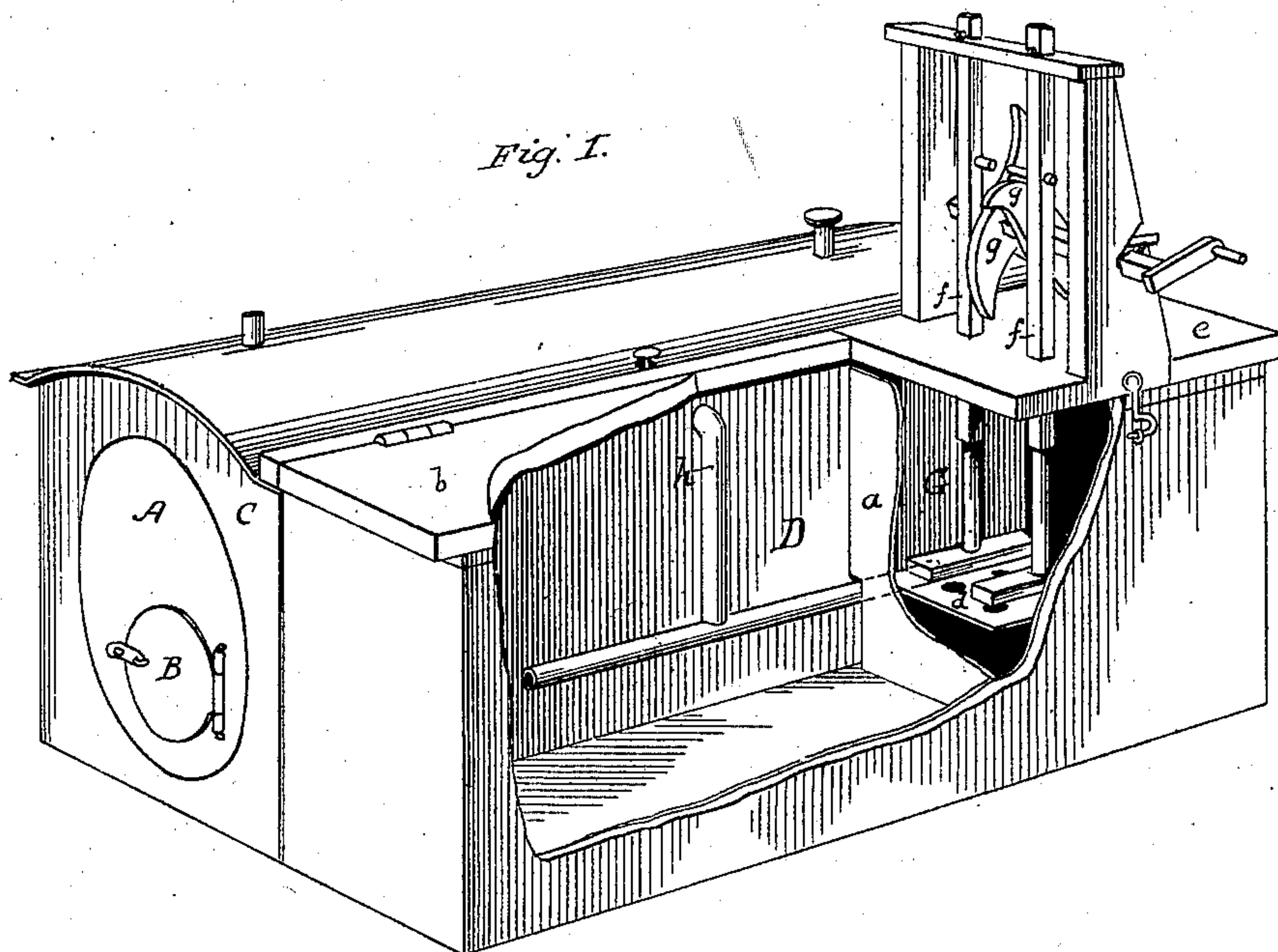


S. J. GORDON.
Laundry Apparatus.

No. 203,610.

Patented May 14, 1878.



WITNESSES:

C. Clarence Poole

W. H. Morrell.

INVENTOR:

Samuel J. Gordon

per Atty. A. H. Evans & Co.

S. J. GORDON.
Laundry Apparatus.

No. 203,610.

Patented May 14, 1878.

Fig. 3.

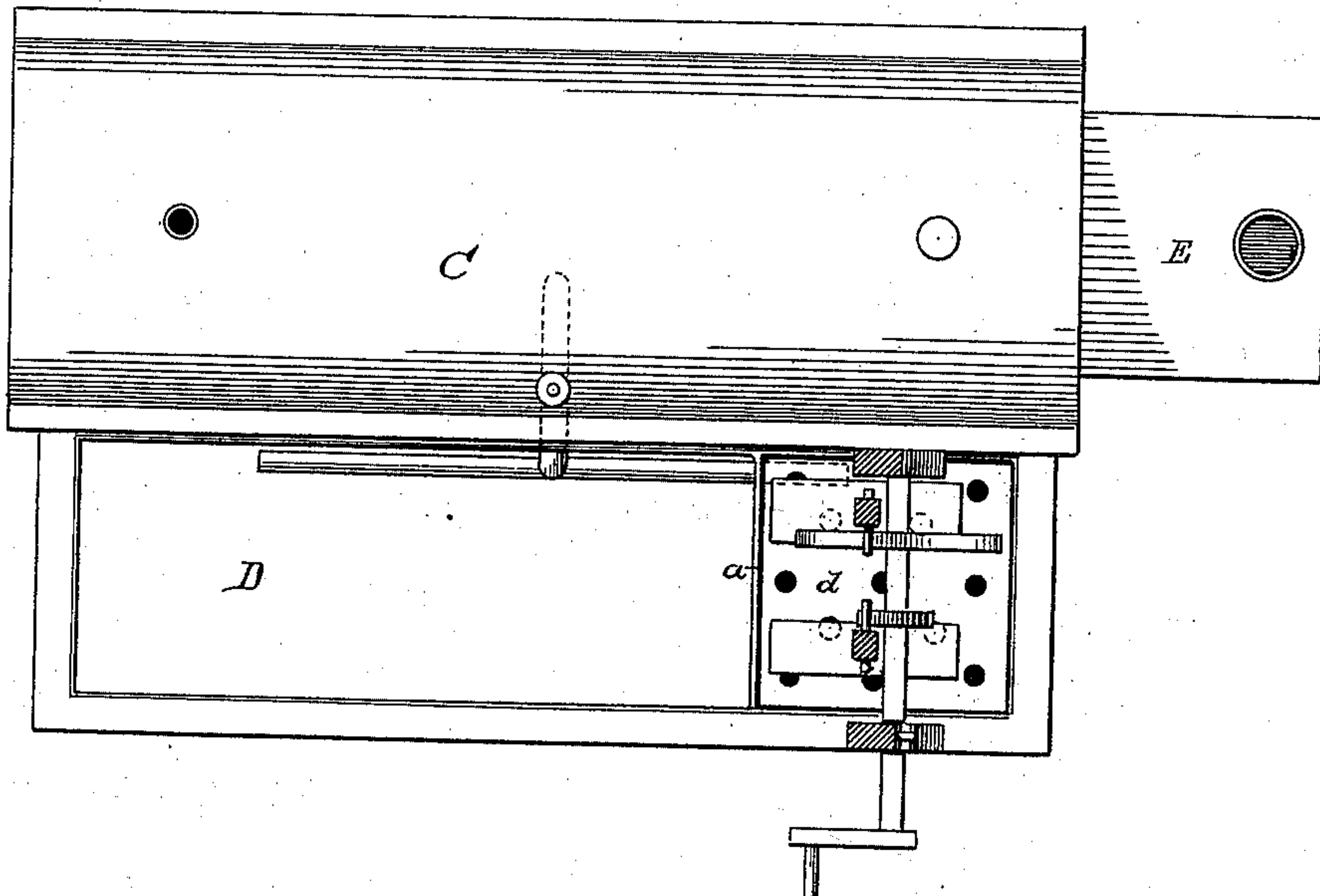
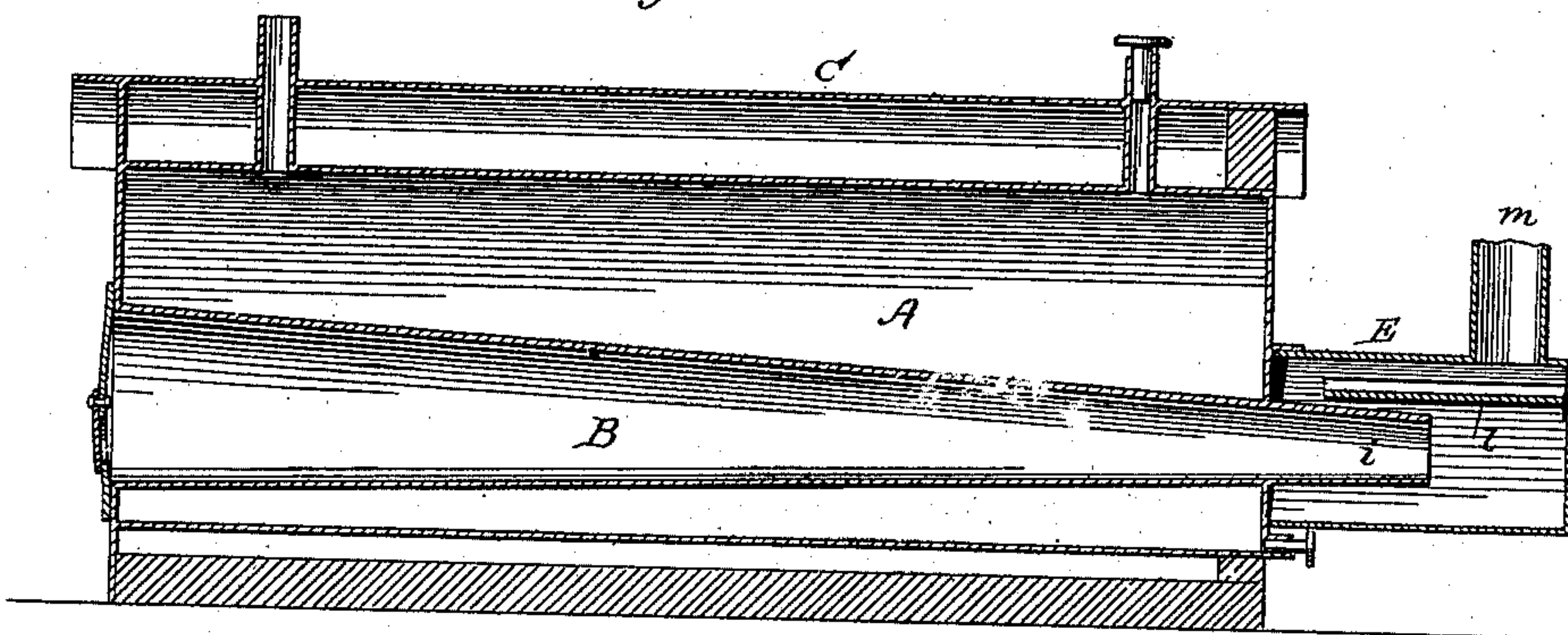


Fig. 4.



WITNESSES:

C. Clarence Poole

H. H. Morrill

INVENTOR:

Samuel J. Gordon

per attys.

A. H. Evans & Co.

UNITED STATES PATENT OFFICE.

SAMUEL J. GORDON, OF WINTERSET, IOWA, ASSIGNOR OF ONE-HALF HIS
RIGHT TO THERON SEYMOUR, OF SAME PLACE.

IMPROVEMENT IN LAUNDRY APPARATUS.

Specification forming part of Letters Patent No. **203,610**, dated May 14, 1878; application filed
February 9, 1878.

To all whom it may concern:

Be it known that I, SAMUEL J. GORDON, of Winterset, Madison county, and State of Iowa, have invented a new and Improved Laundry Device; and I hereby declare the following to be a full, clear, and exact description thereof, reference being had to the accompanying drawings, making part of this specification, in which—

Figure 1 is a perspective view, with a portion cut away. Fig. 2 is a side view. Fig. 3 is a plan view, with the covers of the water-tank and washing-machine removed; and Fig. 4 is a vertical cross-section.

The object of my invention is to provide a laundry device that is convenient and economical; and it consists of a horizontal single-flue boiler, placed alongside and communicating with a hot-water tank and washing devices.

In order that those skilled in the art may make and use my invention, I will proceed to describe the manner in which I have carried it out.

In the said drawings, A is a water-jacket, forming a boiler around the single flue B, which may have a longitudinal division-brace in its rear end, if desired, the whole being properly incased in a housing, C, which lies alongside a metal-lined compartment, D, provided with a partition, *a*, and for part of its length with a lid, *b*. The portion G cut off by partition *a* is provided with a perforated false bottom, *d*, and has a cover, *e*, in which are upright standards carrying vertical plungers *f* and operating mechanism *g g*. A pipe,

h, passes from the boiler over into the tank D, and near its bottom has a T-joint connecting with a cross-pipe, that allows the steam to escape at its ends, one of which passes through partition *a*, and the pipe continuously discharges into the compartments D and G. Projecting from the rear of the boiler-cylinder is a triangular drum, E, the flat top of which is for use as a medium to heat irons for ironing. The flue has an extension, *i*, which projects almost to the breast of the drum E, and there emits the products of combustion, which impinge against the breast of the drum, then start back and pass over a diaphragm, *l*, and out of the stack *m*, thereby intensifying the heat in the drum.

This laundry device combines in it all the necessary elements to furnish completely the requirements of laundrying clothes.

From the compartment D the water may be admitted to the compartment G, as desired, in any convenient way.

Having thus described my invention, what I claim as new, and desire to secure by Letters Patent, is—

The boiler A B, in combination with a compartment or tank, D, lying in the same plane, and the steam-pipe *h* and washing device *d, e f g*, placed beyond a partition, *a*, between compartments G and D, all arranged and operated as and in the manner set forth.

SAMUEL J. GORDON.

Witnesses:

CRIS YODERS,
G. W. HORNBECK.