

W. H. & W. N. PACKER.  
Station Indicator.

No. 203,491.

Patented May 7, 1878.

Fig. 1.




Fig. 2.

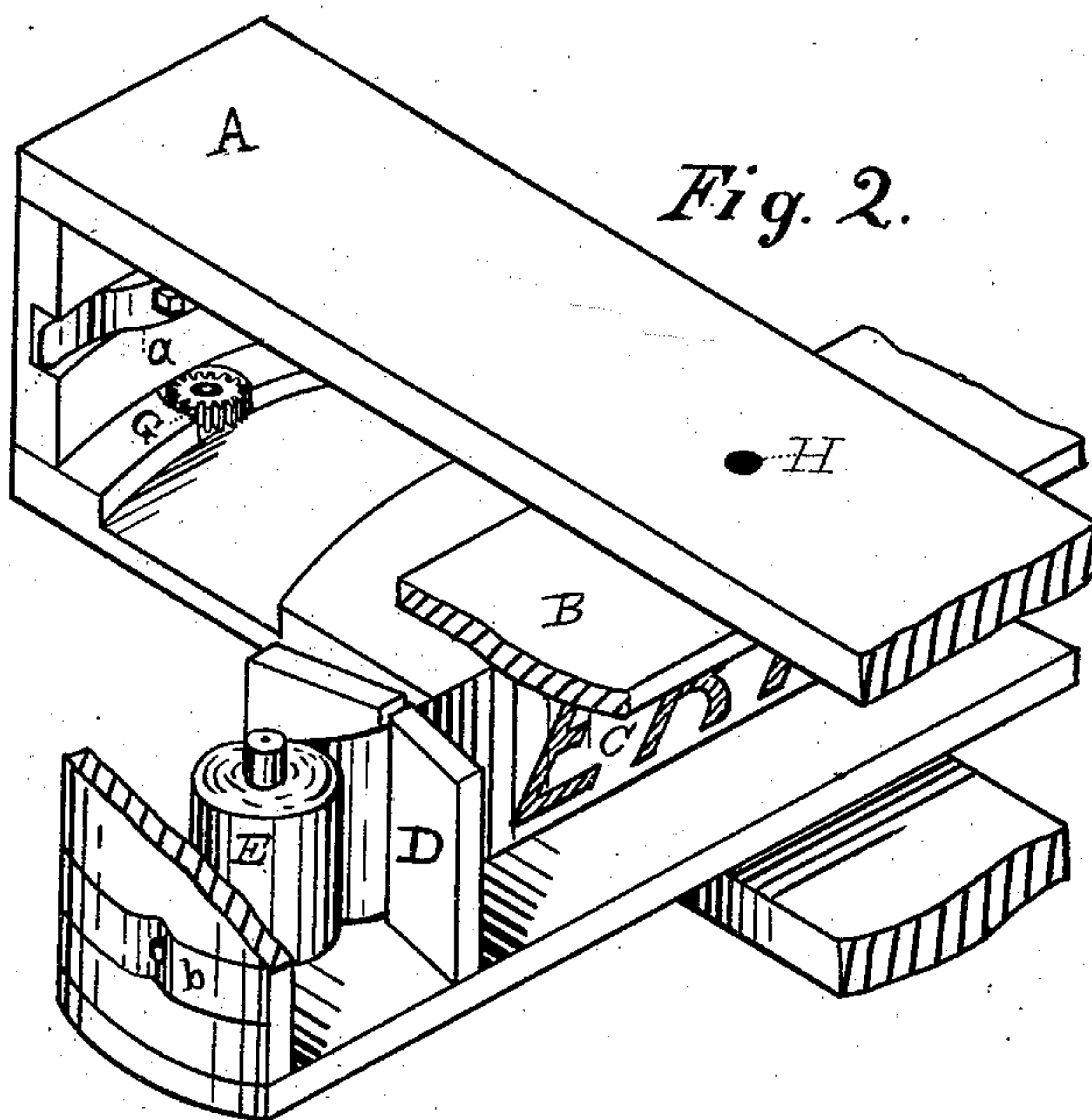
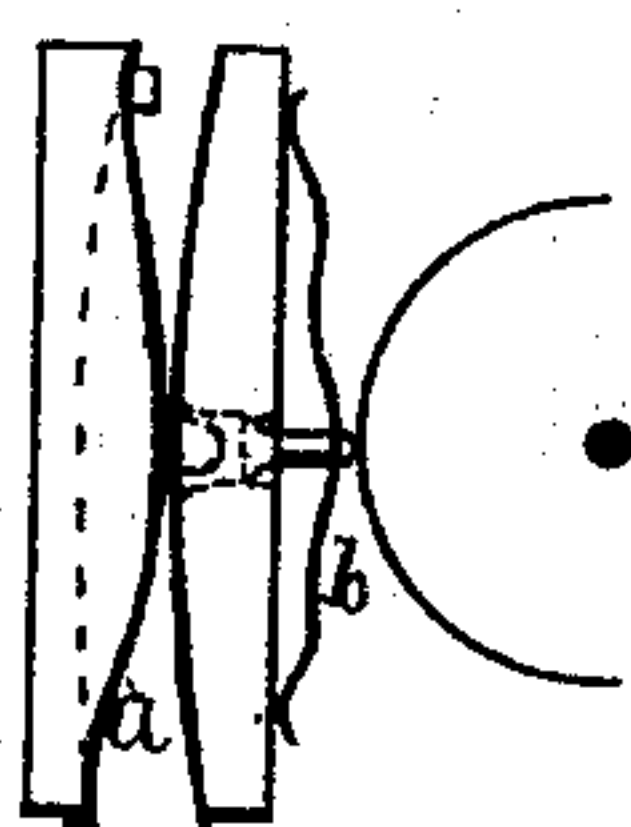


Fig. 3.



Witnesses:

Charles W. Moore.  
Oscar Balzer.

Wm. H. & Willard N. Packer, Inventors,  
By  
Geo. C. Tracy & Co., Attorneys.

# UNITED STATES PATENT OFFICE.

WILLIAM H. PACKER AND WILLARD N. PACKER, OF CLEVELAND, OHIO.

## IMPROVEMENT IN STATION-INDICATORS.

Specification forming part of Letters Patent No. 203,491, dated May 7, 1878; application filed February 9, 1878.

*To all whom it may concern:*

Be it known that we, WM. H. PACKER and WILLARD N. PACKER, of Cleveland, in the county of Cuyahoga and State of Ohio, have invented a new and Improved Street or Station Indicator; and we do hereby declare that the following is a full and exact description of the same, reference being had to the accompanying drawings, and to the letters of reference marked thereon.

This invention is intended to be attached to street or steam railroad-cars in such a manner as to indicate the streets or stations before the car or train arrives. It is so constructed as to work independently of any attention from a conductor or other employé, it being so connected with the running-gear that it will automatically cause the name of the street or station to appear upon the approach of the train or car to such street or station. It can be constructed to indicate any number of streets or stations, and, upon reaching its destination, it is simply necessary to turn the device upon its axis, when it will be ready for operation upon the return trip. As it is automatically thrown out of gear when the last station is reached, no injury can result to it, if, through carelessness, it is not turned or reversed.

In the drawings, Figure 1 is an elevation; Fig. 2, a sectional view with portions of frame broken away to show interior mechanism. Fig. 3 is a plan view of one end, showing the operation of springs.

In Fig. 1, A is the outer frame of the device. B is an inner frame having two drums, E E', upon which is wound the strip of cloth or other suitable material, having painted on either side the names of streets or stations, as shown by the word "Erie." D D' are guides through which the strip C passes, and are for the purpose of maintaining a tension upon the strip C. F F' are gear-wheels meshing into gear G, which is operated through connection with the shaft I by the turning of the axle of the car. H H' are pivots holding the frame B within the frame A, and allowing it to be reversed when necessary.

In Fig. 2 the inner frame B is shown partly reversed.

a is a spring attached to the upright end of frame A, having a projecting bolt or latch, which, when the device is in operation, is fitted into a recess in b, holding it in place. Motion being imparted to the drum E by the shaft I and gear G, the strip C will be coiled about it until increase in circumference causes it to press upon the spring b, disengaging the catch a from the recess in b. The lateral motion of G will then cause the frame B to be partially turned, disengaging the gears F G, and preventing further winding of the strip C upon the drum E. The frame B can then be turned completely around, and will operate in like manner as before.

The device is so arranged as to cause the name of each street to appear upon the approach of the car to such street, and in the spaces upon the strip appearing between these streets I propose to place such advertisements as may be desired.

In Fig. 3 the operation is shown of the drum E upon the spring b, for the purpose of disengaging the bolt of the spring a, and throwing the device out of gear.

Having thus described our invention, what we claim as new, and desire to secure by Letters Patent, is —

1. The combination of the frame A, having the inner frame B, the strip C, guides D D', drums E E', gears F G, and springs a and b, constructed as and for the purposes described and shown.

2. In a street or station indicator, the combination of the drums E E' and belt C, carried by the swinging frame, with the springs a b, operated by said drums, substantially as described and shown.

3. In a street or station indicator, the reversible frame B within the frame A, holding the strip C, as and for the purposes set forth and described.

This specification signed and witnessed this 14th day of January, 1878.

W. H. PACKER.  
W. N. PACKER.

Witnesses:

CHARLES H. MOORE,  
W. E. MORROW,