

H. F. NOYES.  
Carpet-Sweeper.

No. 203,489.

Patented May 7, 1878.

Fig: 1.

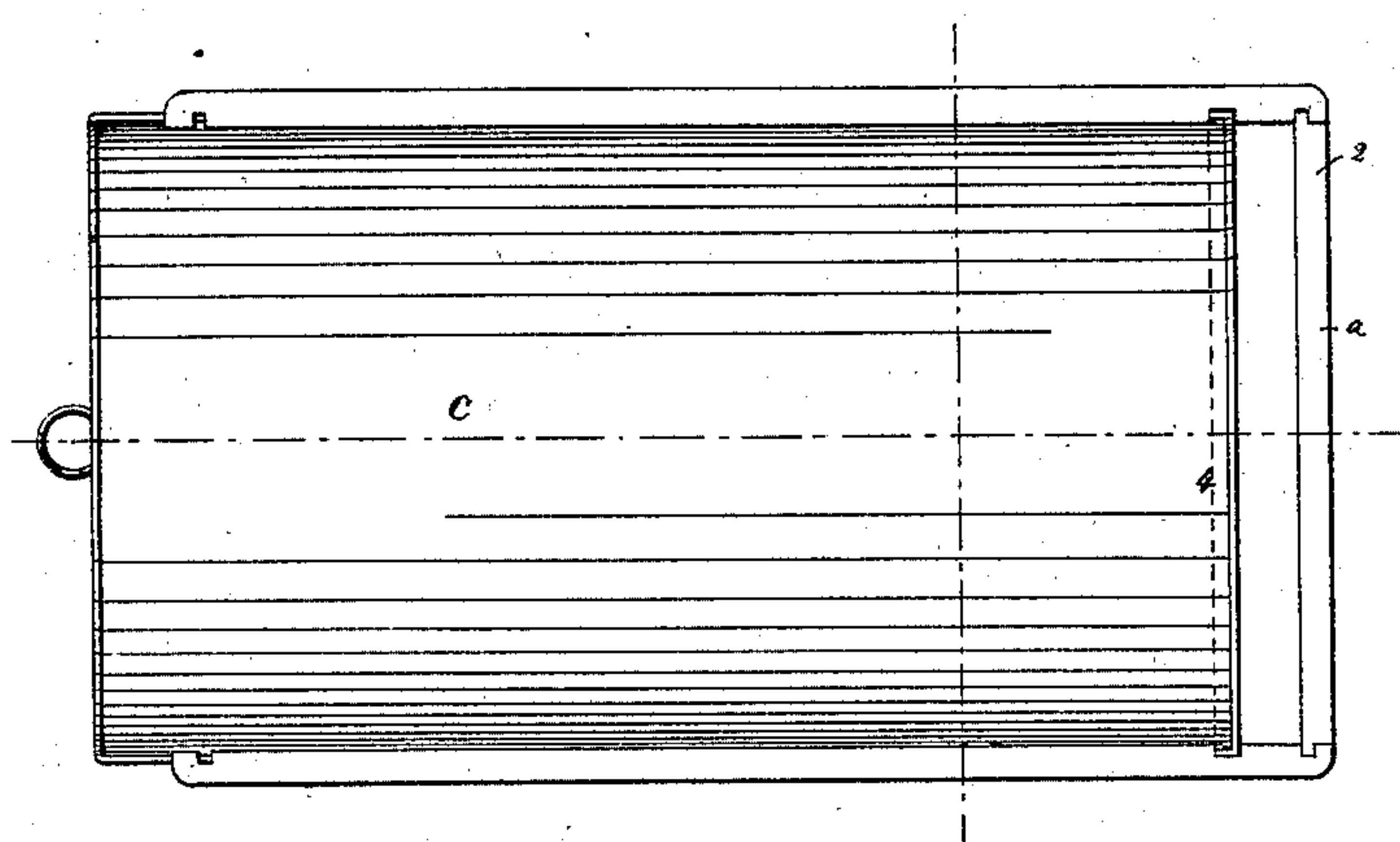


Fig: 2.

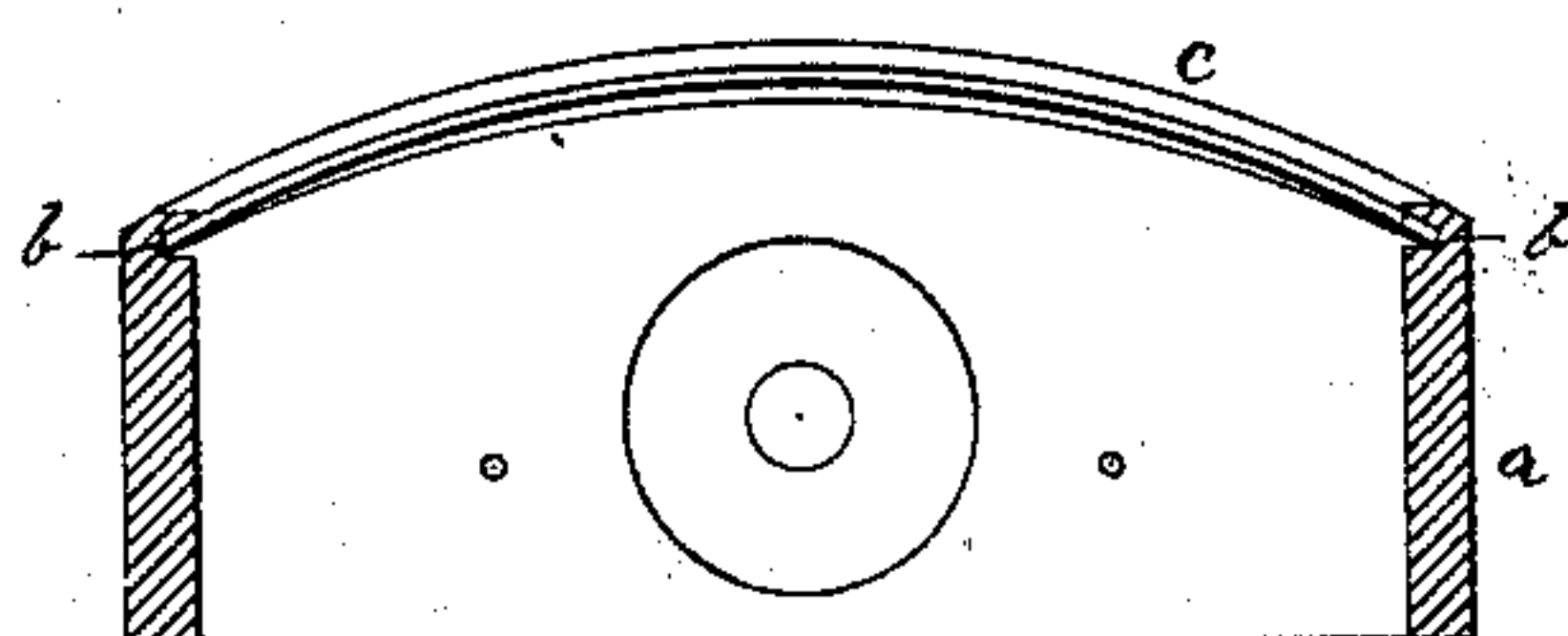
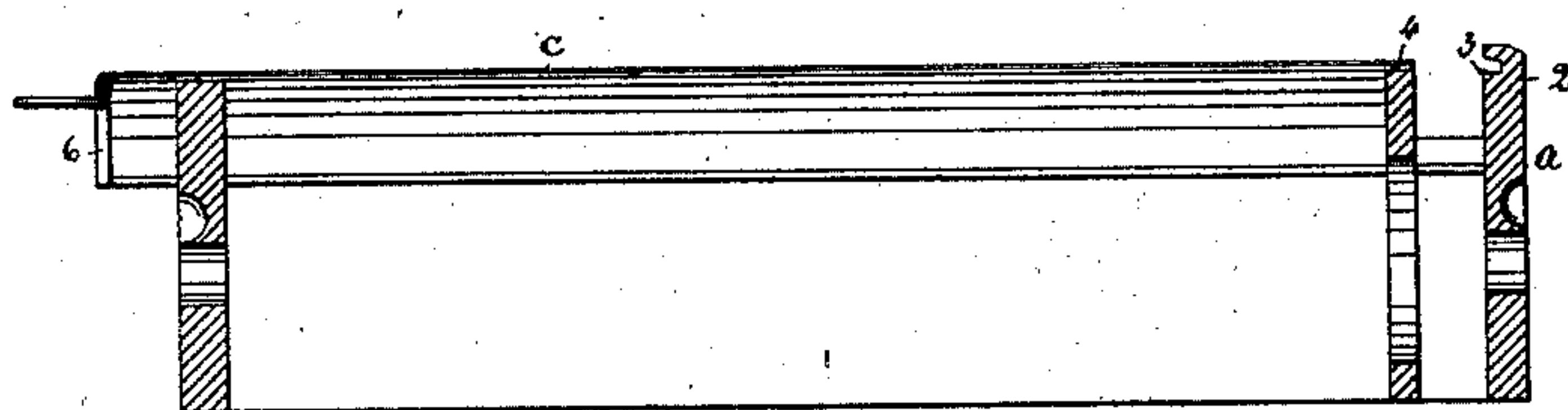


Fig: 3.



Witnesses.

*A. Hunsenwadel*

*A. C. Whitney*

Inventor.

*Henry F. Noyes*

*by Crosby & Gregory*

# UNITED STATES PATENT OFFICE.

HENRY F. NOYES, OF BOSTON, MASSACHUSETTS.

## IMPROVEMENT IN CARPET-SWEEPERS.

Specification forming part of Letters Patent No. 203,489, dated May 7, 1878; application filed January 5, 1878.

*To all whom it may concern:*

Be it known that I, HENRY F. NOYES, of Boston, in the county of Suffolk and State of Massachusetts, have invented an Improvement in Carpet-Sweepers, of which the following is a specification:

This invention relates to carpet-sweepers, and has special reference to the construction of the case, whereby the dust and air are prevented from escaping into the room from the top of the case next the cover.

In carpet-sweepers as heretofore constructed, wherein the lid or cover is applied by means of hinges, there is a gap between the cover and the sweeper case or box, through which air and dust may pass out into the apartment. By fitting the cover as a slide into grooves in the case, I am enabled to make a practically air and dust tight joint between the cover and case, which greatly lessens the amount of dust floating in the air of a room in which the sweeper is being operated.

I am aware that carpet-sweepers are shown having a door sliding in grooves in one end of the machine, and I am also aware that boxes and churns are provided with tops or covers sliding in grooves. As distinguished from these, my invention consists in providing a sweeper-case with grooves in its sides and one end, and adapted to slide dust-tight therein a curved metallic top having its edges turned to stiffen them, and having on its forward or outer end a rib projecting downwardly to fit closely to the case.

Figure 1 represents in top view a case or box of a carpet-sweeper; Fig. 2, a cross-section, and Fig. 3 a vertical section thereof.

The interior or dust-gathering portion of the sweeper or brush may be of any usual construction.

The case *a* is constructed substantially as shown and described in United States Letters

Patent, No. 187,186, heretofore granted to me, to which reference may be had. In that patent the cover is hinged, so as to shut down against and about the upper portions of the case; but in such construction the joint between the cover and case is not sufficiently tight for the best practical results.

In this my present invention I groove the side pieces *x* of the case longitudinally, as at *b*, and at the end 2 of the case I form a groove, 3. (See Fig. 3.)

The cover *c*, curved to the contour of the top of the case, and having its edges turned to stiffen them, is inserted into the grooves *b*, and the end 4 is made to enter the groove 3 in the end piece 2. The forward end of the cover has a downwardly-projecting rib, 6, to fit closely to the end of the case.

In sweepers having covers fitting over the tops of the cases, the metallic corners or portions of the cover strike the furniture and mar it. In this improved sweeper the metal slide-cover does not project over the corners, and such slide-cover cannot mar or injure the furniture. This slide-cover also cheapens the construction of the sweeper.

I claim—

In a carpet-sweeper case, the side grooves *b* and end grooves 3, in combination with a metallic curved top or cover, *c*, having its edges turned to stiffen them, and constructed with a downwardly-projecting rib, 6, whereby the cover of the case is rendered dust-tight, substantially as described.

In testimony whereof I have signed my name to this specification in the presence of two subscribing witnesses.

HENRY F. NOYES.

Witnesses:

G. W. GREGORY,  
L. A. BAXTER.