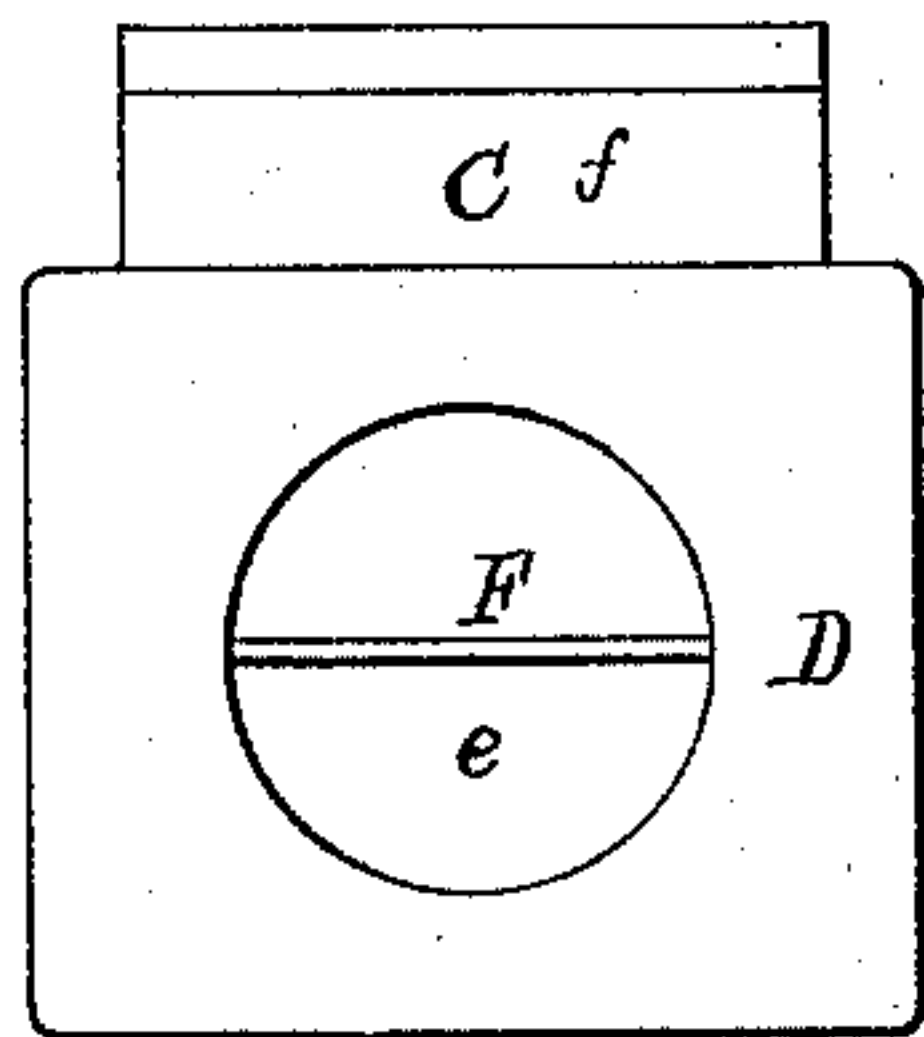


P. MIHAN.  
Stove-Pipe Thimble.

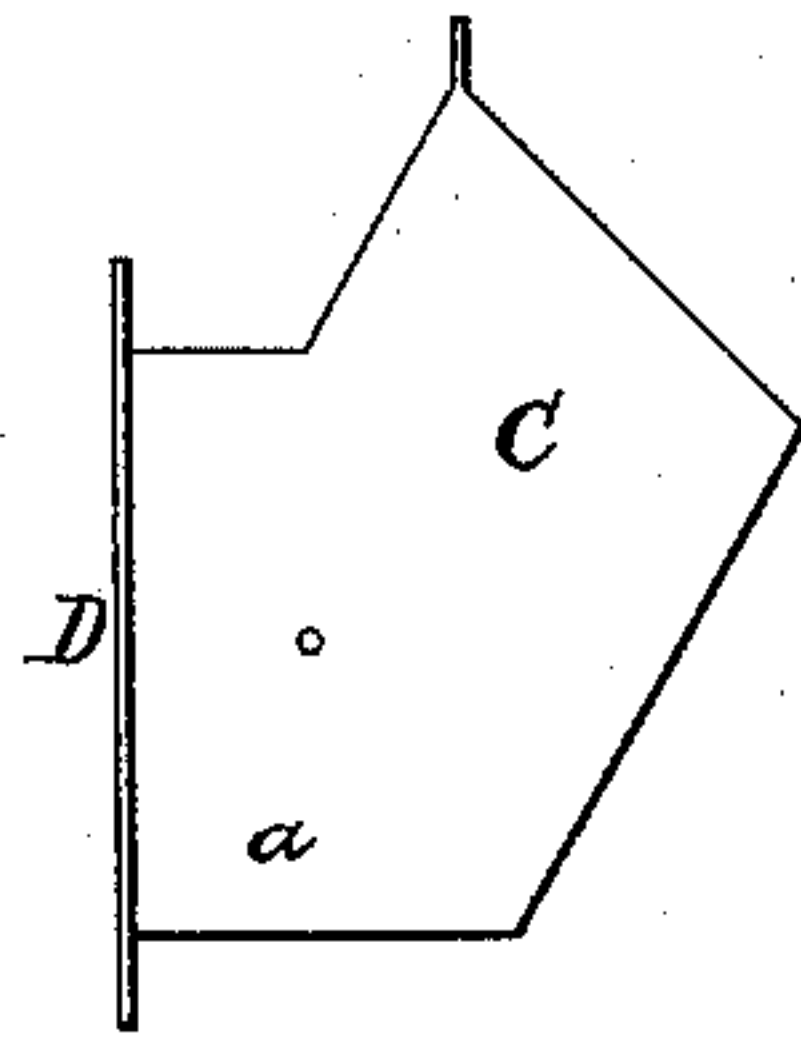
No. 203,478.

Patented May 7, 1878.

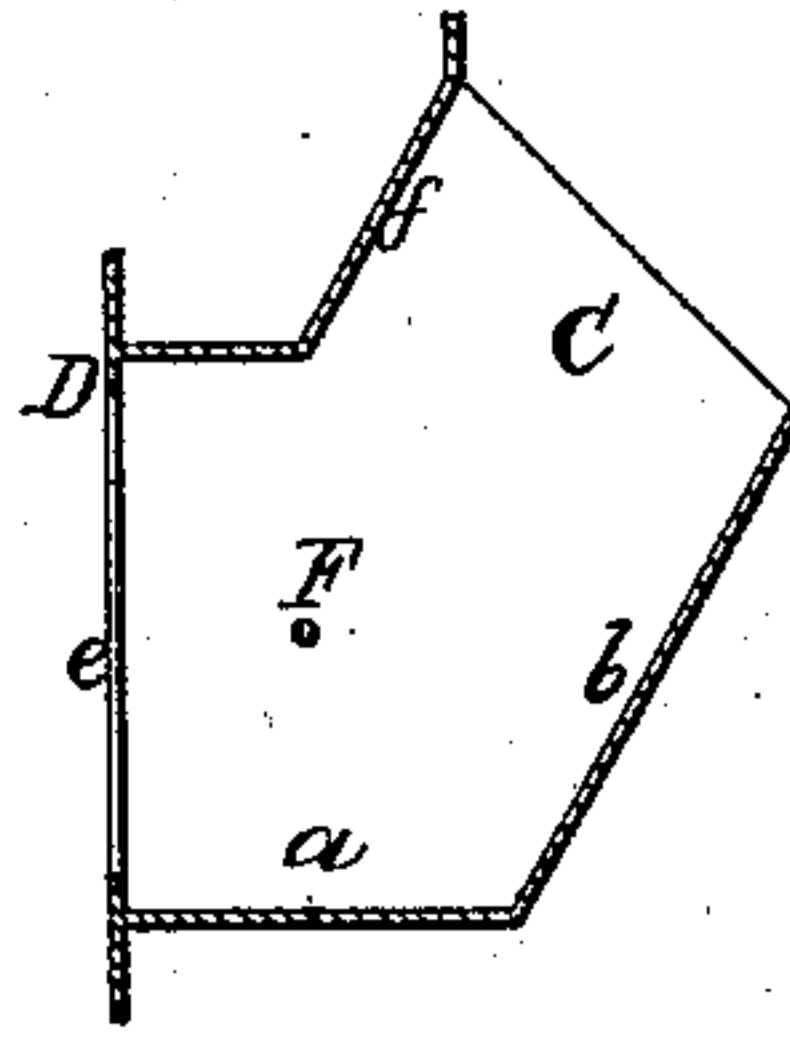
*Fig. 1.*



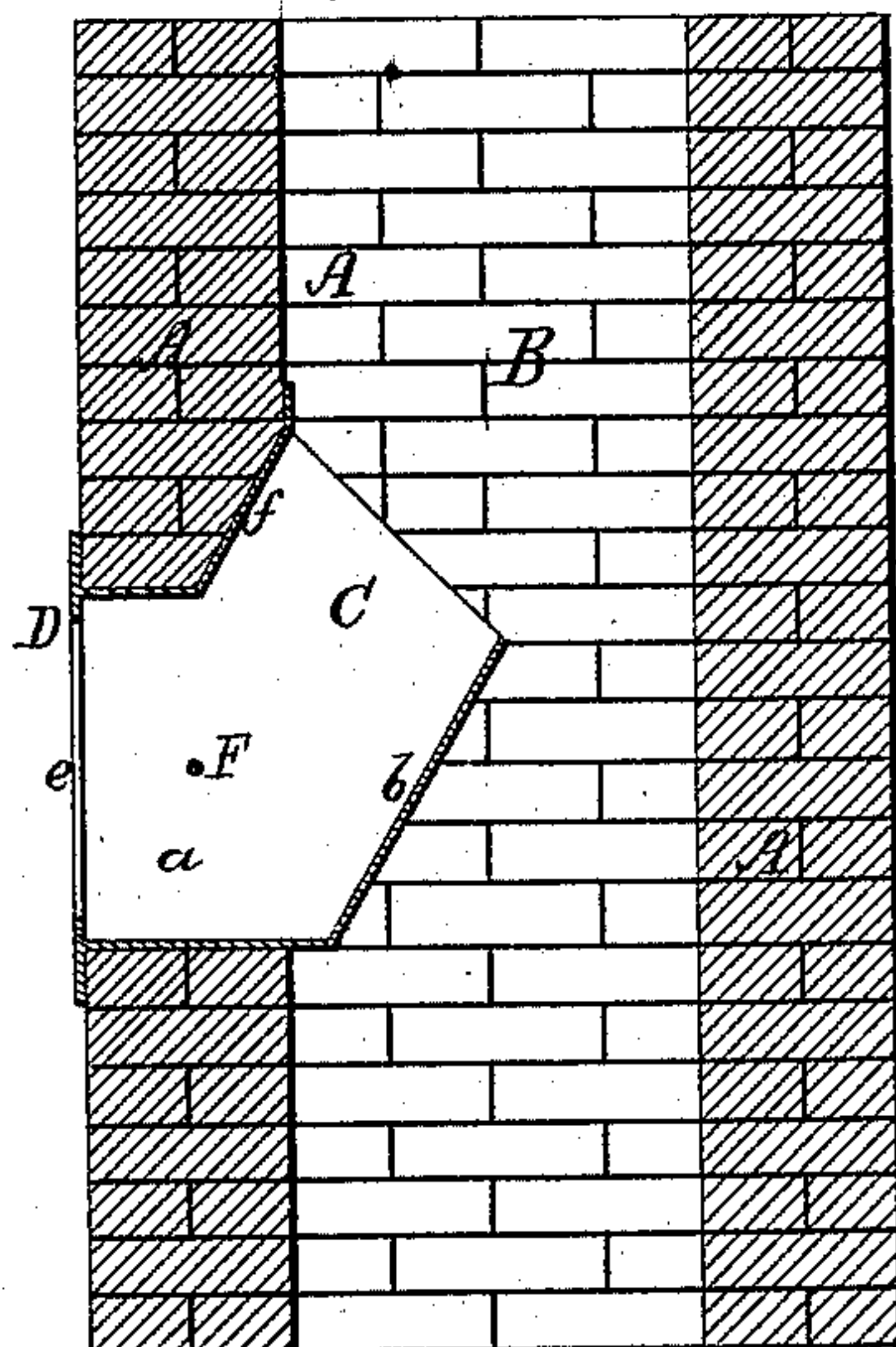
*Fig. 2.*



*Fig. 3.*



*Fig. 4.*



Witnesses.

S. R. Piper  
L. W. Möller

Inventor  
Patrick Mihan.

by his attorney.  
R. H. Eddy

# UNITED STATES PATENT OFFICE.

PATRICK MIHAN, OF CAMBRIDGEPORT, MASSACHUSETTS.

## IMPROVEMENT IN STOVE-PIPE THIMBLES.

Specification forming part of Letters Patent No. **203,478**, dated May 7, 1878; application filed January 2, 1878.

*To all whom it may concern:*

Be it known that I, PATRICK MIHAN, of Cambridgeport, of the county of Middlesex and State of Massachusetts, have invented a new and useful Improvement in Stove-Pipe Thimbles; and do hereby declare the same to be described in the following specification and represented in the accompanying drawings, of which—

Figure 1 is a front elevation, Fig. 2 a side view, and Fig. 3 a vertical and transverse section, of one of my improved articles. Fig. 4 is a section, showing its application to a chimney or a flue thereof.

It is specially designed for chimney-flues having two or more inducts, and is to prevent smoke arising from a lower induct from being deflected into the one next above it; and, besides, is to improve the draft of the latter.

In carrying out my invention, I provide the tubular part *a* of the thimble, which enters the brick-work of the chimney, with a deflector or inclined plate, *b*, which, when the thimble is in place in the chimney, is intended to project into the flue and upward therein, in manner as shown in Fig. 4, in which *A* is the brick-work, and *B* the flue, of the chimney. This deflector I also constitute one side or portion of an inclined tubular extension, *C*, of the tubular part *a* of the thimble, such part *a* being projected back from a plate, *D*, furnished with a round hole or mouth, *e*, for the reception of a stove-pipe.

The upper side *f* of the extension serves, with the upper part of the tubular portion *a*, to support the brick-work, as well as to enlarge the passage into the flue. Extending across

the thimble is a rod, *F*, which answers as a stop to prevent a stove-pipe from being inserted too far into the thimble.

A current of smoke passing up the flue will impinge against and be deflected by the plate *b*, and by it will be prevented from passing into the thimble; and besides this, the draft through the thimble into the flue will be improved by the deflector.

I make no claim to a stove-pipe thimble having a series of hooks to arrest the passage of a pipe into the thimble. Nor do I claim a stove-pipe having one end partially closed by an inclined plate to extend into the chimney. Nor do I claim a tubular thimble formed and provided with holes, as represented in the United States Patent No. 178,510.

What I claim as my invention is as follows:

1. The improved stove-pipe thimble, substantially as described, provided with the deflector *b*, and with the extension *C*, arranged therewith and with the top of the tubular portion *a*, as set forth, whereby the upper side of the extension and the upper part of the said portion *a* are adapted to sustain the breast-work of the chimney, and other advantage, as described, is attained.

2. The stove-pipe thimble provided with the rod *F*, extended across its portion *a*, as set forth, and also the tubular deflecting extension *C*, arranged with such rod and part *a*, as represented.

PATRICK MIHAN.

Witnesses:

R. H. EDDY,  
JOHN R. SNOW.