

D. E. DUTROW.
Tray for Egg-Case.

No. 203,431.

Patented May 7, 1878.

Fig. 1.

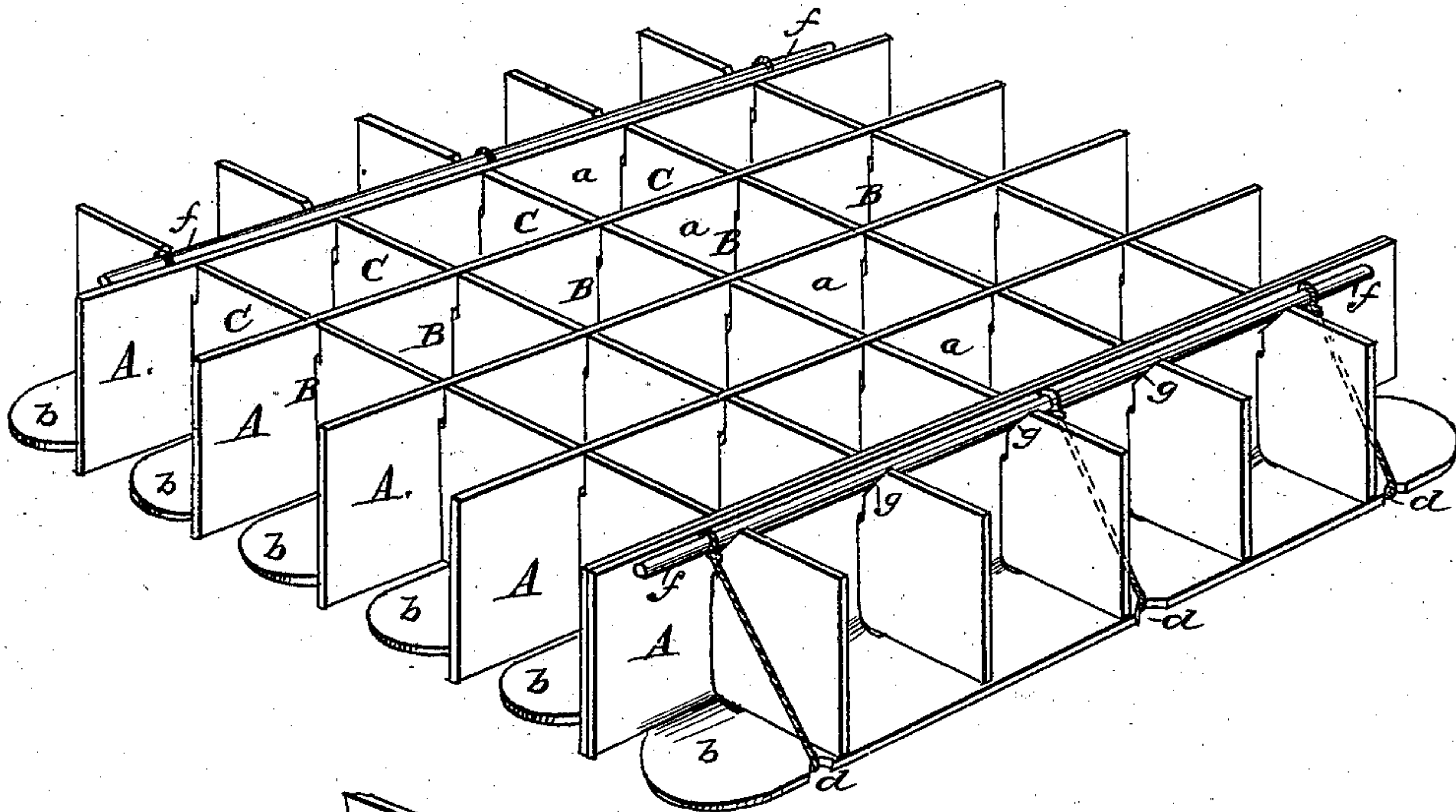


Fig. 2.

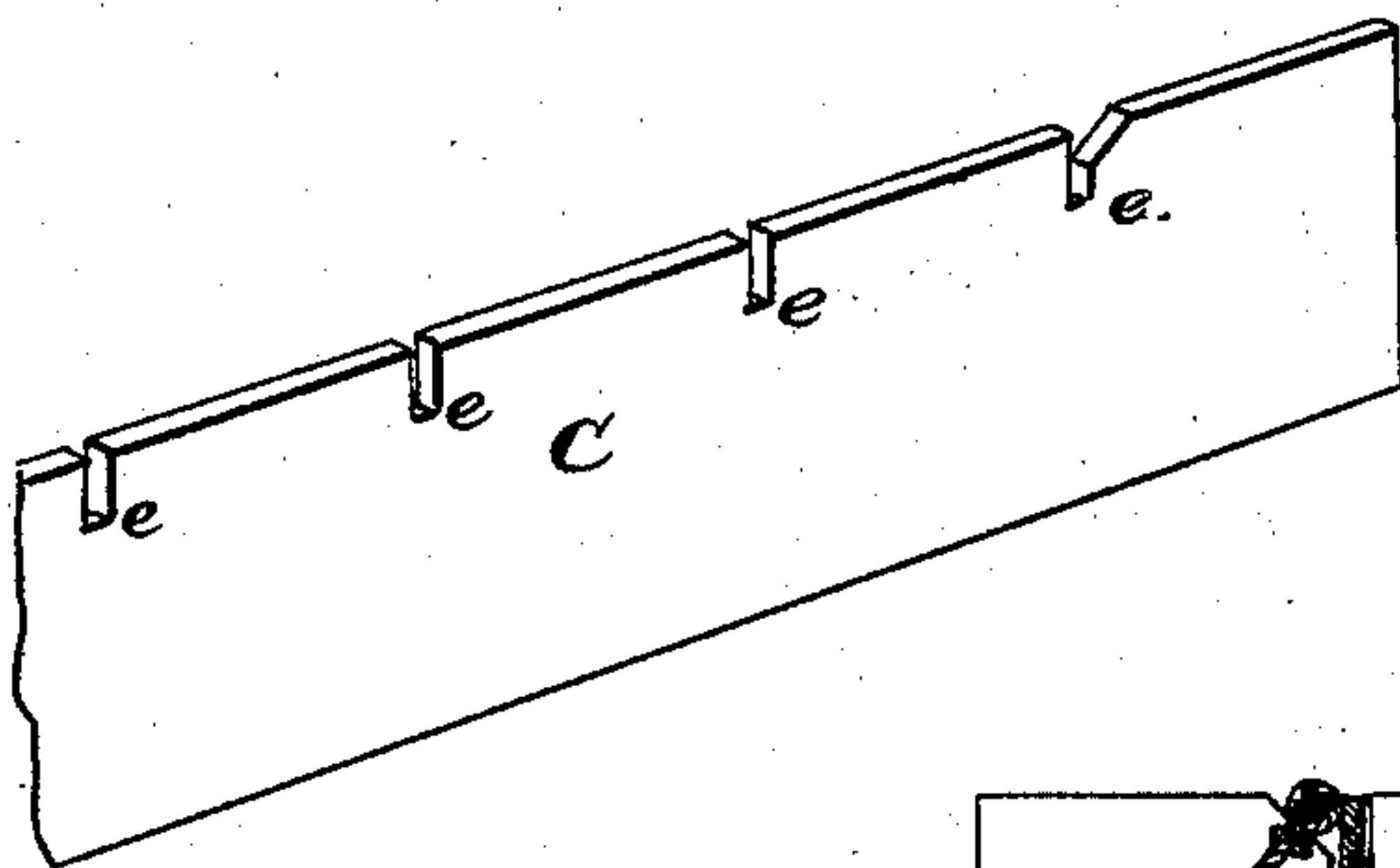
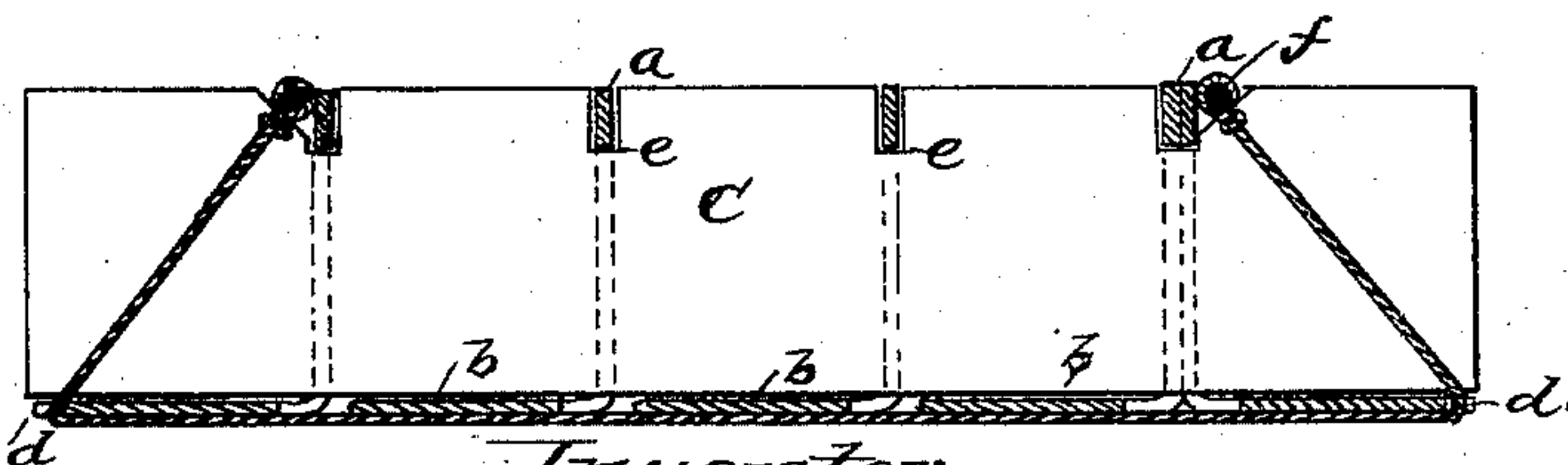


Fig. 3.



Attest:
H. L. Prime.
Daniel Breed

Inventor:
David E. Dutrow.
By: *Chas. Parks* Atty.

UNITED STATES PATENT OFFICE.

DAVID E. DUTROW, OF WASHINGTON, DISTRICT OF COLUMBIA.

IMPROVEMENT IN TRAYS FOR EGG-CASES.

Specification forming part of Letters Patent No. **203,431**, dated May 7, 1878; application filed April 18, 1878.

To all whom it may concern:

Be it known that I, DAVID E. DUTROW, of Washington city, District of Columbia, have invented an Improvement in Trays for Egg-Cases; and I do hereby declare the following to be a full and correct description of the same, reference being had to the accompanying drawings, in which—

Figure 1 is a perspective view. Fig. 2 is the strips detached; and Fig. 3 is a sectional view, showing the bottoms held closed by the cords.

My invention relates to a tray to be placed one upon another, in a case similar to the one granted for the purpose of packing eggs or other like merchandise for transportation; and it consists in interlocking strips of paper or other material by means of slots and notches, hereinafter described, in such a manner that they shall form the sides and bottoms of a series of cells, forming a tray to be placed in a case for transportation of eggs; and it also consists in an arrangement of cords under the bottom of said cells, whereby they are kept closed, and whereby the cells, by means of rods at the ends of the cords, may be removed from the cases.

In the drawing, A represents one strip of paper or other material, in which *a* is the side, and *b* the bottom, of the cell B. In the strips A are slots *c*, extending from nearly the top of the strips down to the angle made by the side *a* and bottom *b*, and for a short distance along the bottom *b*, the length of the slot being equal to the width of the side *a*. C is another strip, forming the other side of the cell B, and made of equal width of the side *a* of the strip A, and consequently of the width equal to the length of the slot *c*, and may pass through it. In the upper side of the strip C are notches *e*, equal in depth to the distance between the top of the slots *c* in the strip A, and the top of the side *a* so that when the strip C is passed through the slots *c*, and the top of the slot *c* is allowed to enter a notch, *e*, the top of the side *a* will be flush with the top of the side C. Passing underneath the

bottom *b* of the cells B are cords *d*, passing through notches in the bottom *b*, and secured to rods, which, when at rest, are deposited in the notches *g* in the sides of the outermost of the cells B.

The operation of my device is as follows: The strips C are thrust through the slots *c* in the strip A until a complete webbing is formed having cells B, and the bottom flaps *b* are folded up, forming a bottom to the cells B, and also by folding over a portion of the slot *c*, locking the sides *a* and C together, and the several cords *d* passing underneath, and the rods *f* at the sides forming handles to carry the tray. The whole is ready to be deposited in a suitable case, and be filled with eggs, fruit, or other goods.

In unpacking, the trays may be lifted out of the case by means of the rods *f* and cords *d*, and when carried to a suitable place the whole tray may be emptied by removing the cords, and thus releasing the bottoms.

Having thus fully described my invention, what I claim, and desire to secure by Letters Patent, is—

1. Removable trays in a case for transporting eggs or other goods, consisting of a series of cells, formed of dividing-strips interlocked by the folded-up bottom, substantially as described.

2. The combination of the strips A, having slots *c* extending partially through the bottom *b*, and the strips C, having notches *e*, whereby the folding up of the bottom *b* locks the sides together, substantially as described.

3. The series of cells B, having opening bottoms *b*, and provided with cords *d*, detachably secured to the tray, for keeping them closed for handling, substantially as described.

The above specification of said invention signed and witnessed, at Washington, this 12th day of April, A. D. 1878.

DAVID E. DUTROW.

Witnesses:

C. M. PARKS,

JOHN T. C. CLARK.

750 words.