

J. H. McCARREN.  
Egg-Carrier.

No. 203,356.

Patented May 7, 1878.

Fig. 1




Fig. 2

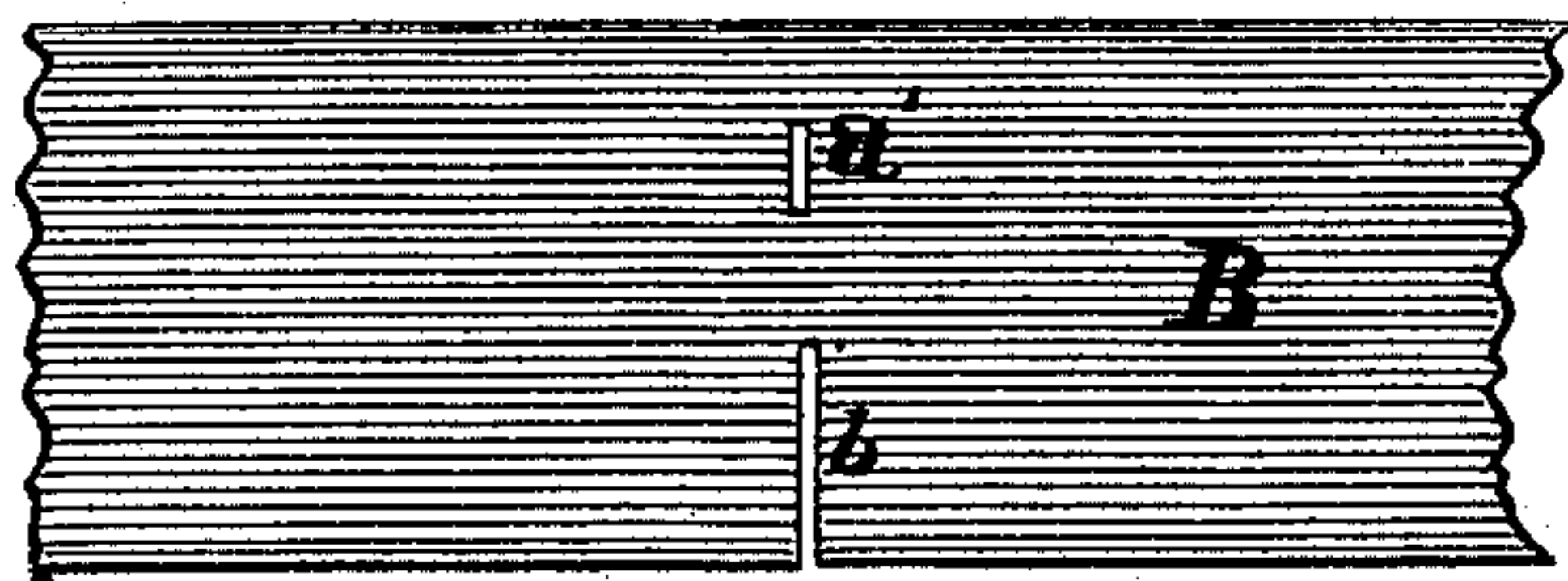


Fig. 3

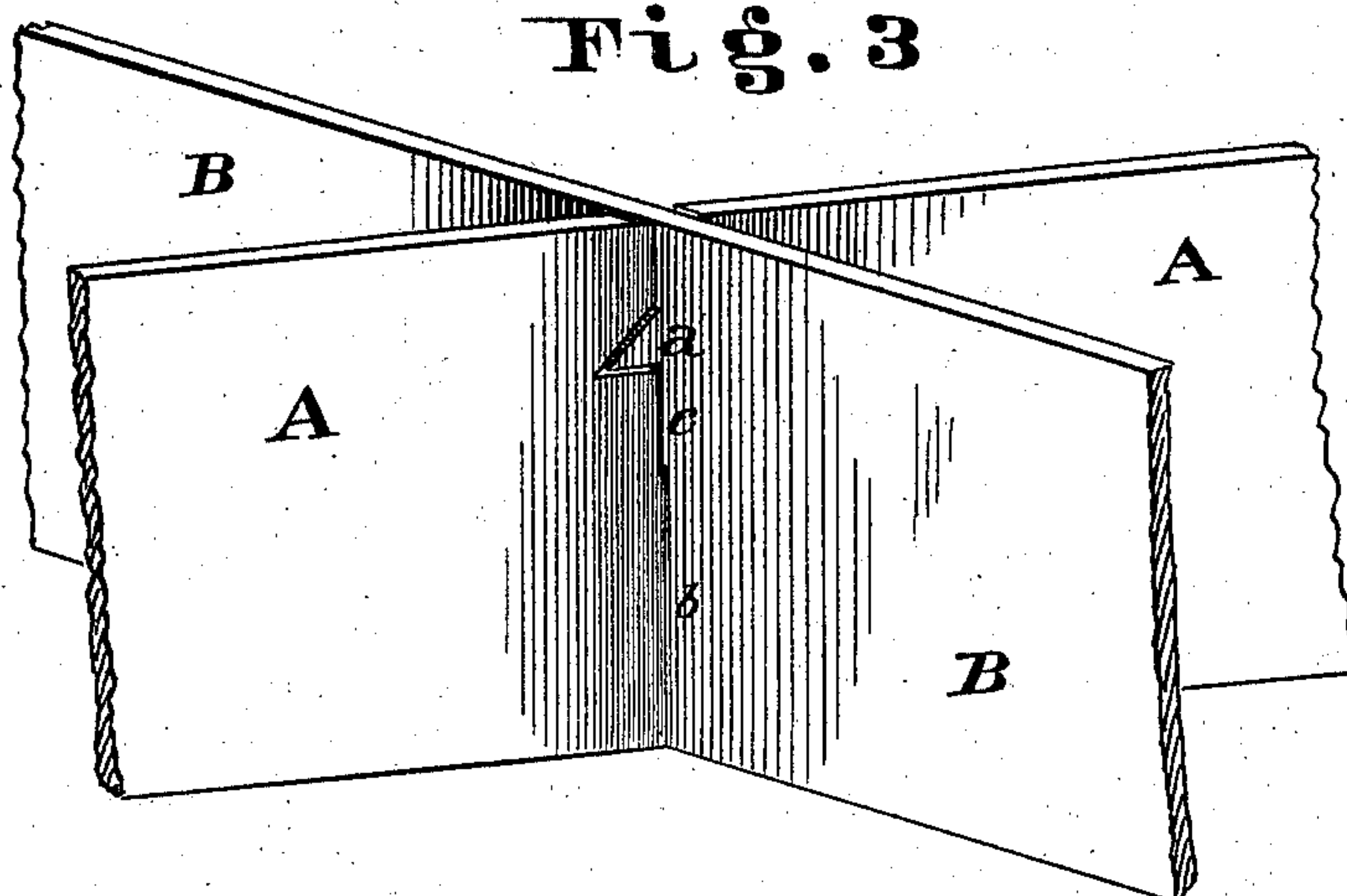


Fig. 4

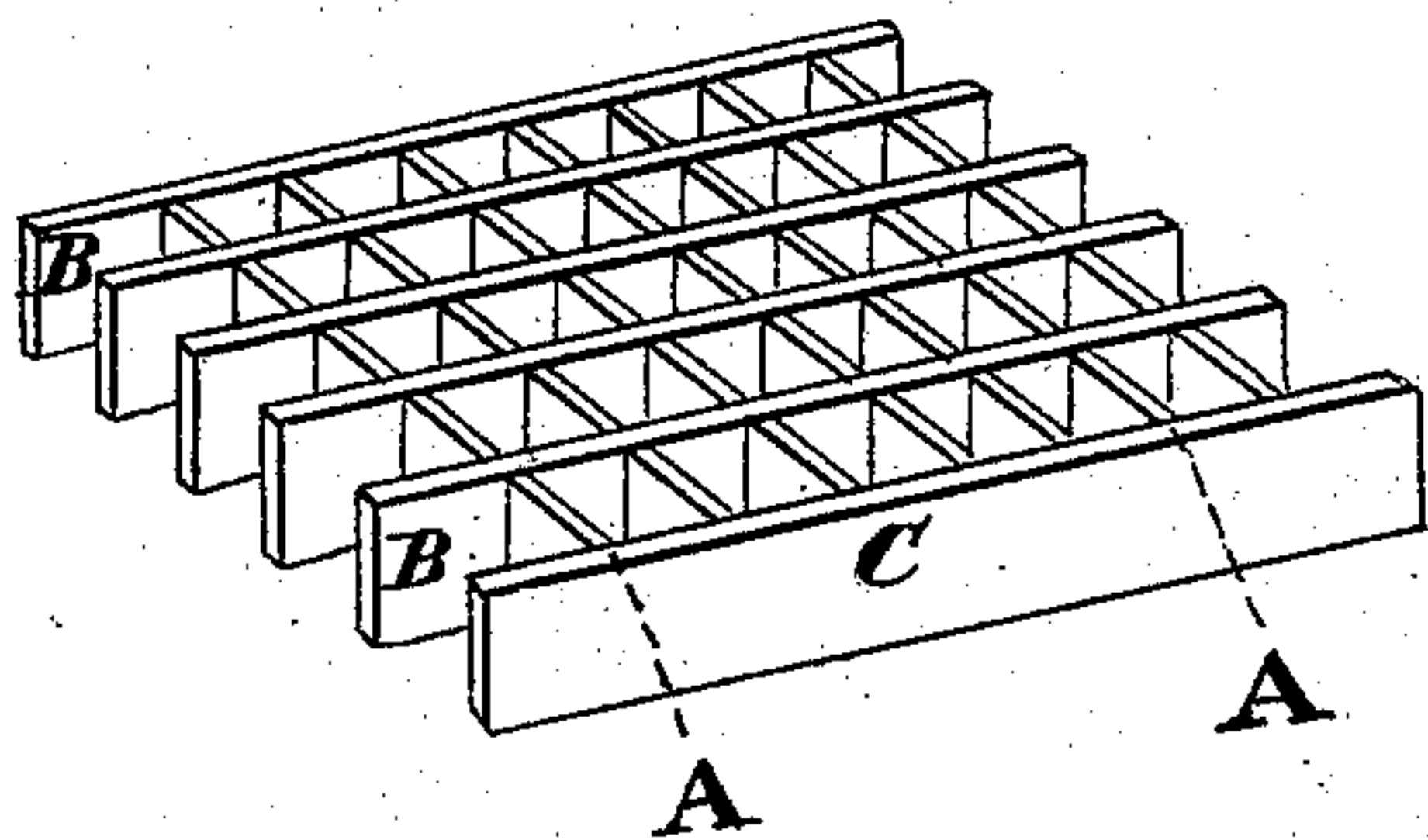
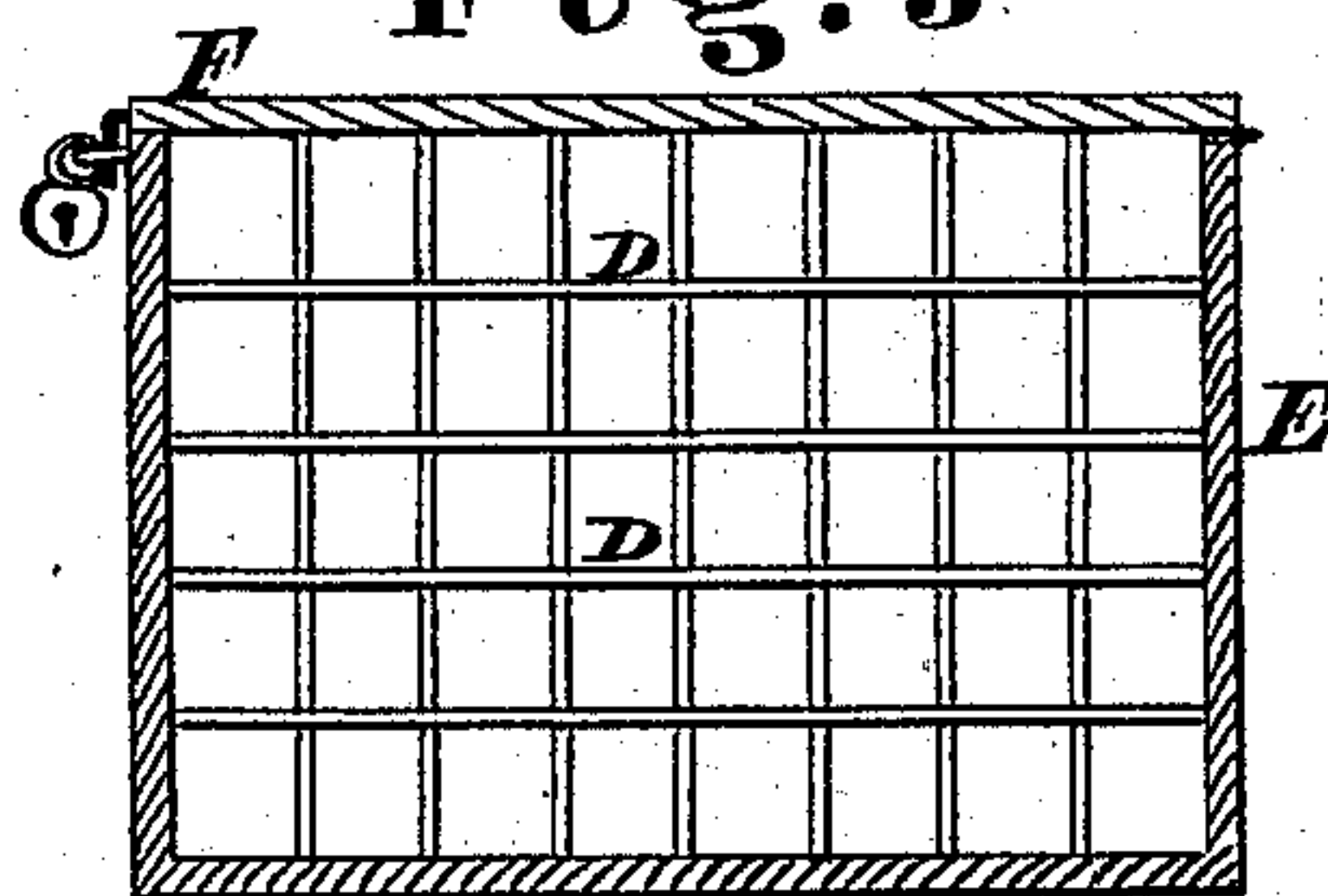


Fig. 5



Attest

W. F. Gohren  
A. A. Smiggett

John H. McCarren  
Inventor

by  
Henry Millward  
attorney

# UNITED STATES PATENT OFFICE.

JOHN H. McCARREN, OF CINCINNATI, OHIO, ASSIGNOR TO HIMSELF  
AND ALFRED P. LONGNECKER, OF SAME PLACE.

## IMPROVEMENT IN EGG-CARRIERS.

Specification forming part of Letters Patent No. **203,356**, dated May 7, 1878; application filed  
April 16, 1878.

*To all whom it may concern:*

Be it known that I, JOHN H. McCARREN, of Cincinnati, in the county of Hamilton and State of Ohio, have invented certain new and useful Improvements in Cases for Transporting Eggs, of which the following is a specification:

My invention relates to the class of cases for transporting eggs in which a series of bottomless receptacles are placed and located one above another, and separated by dividing-pieces in such a manner as provides a separate cell for each particular egg.

The object of my invention is to provide a more durable and suitable method of uniting the sides forming these bottomless cells, so that they can be readily put together, and, when once put together, be as secure in their union as if formed of one piece, and at the same time the sides can be instantly changed from a position suitable for the reception of the eggs to one in which all of the sides are nearly parallel without in the least affecting the security of their union. With this construction the difficulty often experienced when removing these bottomless cells from the case is obviated, as by lifting any one of the sides forming a layer of cells, the whole layer will be raised without a probability of a disunion.

My invention consists in the peculiar configuration of the incisions formed in the male and female sides forming the bottomless cells, more fully hereinafter described. A preliminary description is therefore deemed unnecessary.

In the accompanying drawings, Figure 1 is an elevation of a portion of one of the female sides forming these bottomless cells. Fig. 2 is a similar view of the male part of the same. Fig. 3 is a perspective view, representing two of the sides united. Fig. 4 is a perspective

view of a layer of bottomless cells as they appear when ready to be placed in the case; and Fig. 5 is a vertical sectional elevation of a case containing a series of the same.

Letters of like character represent corresponding parts in each of the figures.

In the drawing, the projecting piece *a*, formed in making the incision *c* in side A, fits into a corresponding slot, *a'*, in the side of B, Fig. 2, when the incision *b* in the side B accommodates the corresponding solid part of side A. To place the two together, the incisions *b* and *c* in the two sides A and B are brought together, with the aforesaid sides at right angles, or nearly so, to each other, and the one passed over the other, the flexibility of the material used in their construction permitting the projection *a* to spring away from the solid part of the side B until the slot *a'* is reached, into which it passes and locks the two sides securely together, the incisions on each of the sides accommodating the solid part of the other until the two edges of each are parallel. When the sides are thus united they form themselves into a series of bottomless cells, as represented in Fig. 4, and may be placed in a case, E, Fig. 5, with each succeeding layer divided by a loose bottom, D.

Having thus described my invention, what I claim as new, and desire to secure by Letters Patent, is—

The side A, having projection *a*, formed by making incision *c*, in combination with the side B, with its incision *a'* and *b*, substantially as and for the purpose specified.

In testimony whereof I have hereunto set my hand this 13th day of April, 1878.

JOHN H. McCARREN.

Witnesses:

HENRY MILLWARD,  
J. M. WRIGHT, Jr.