

J. E. CHENETTE.
Last.

No. 203,322.

Patented May 7, 1878.

Fig. 1

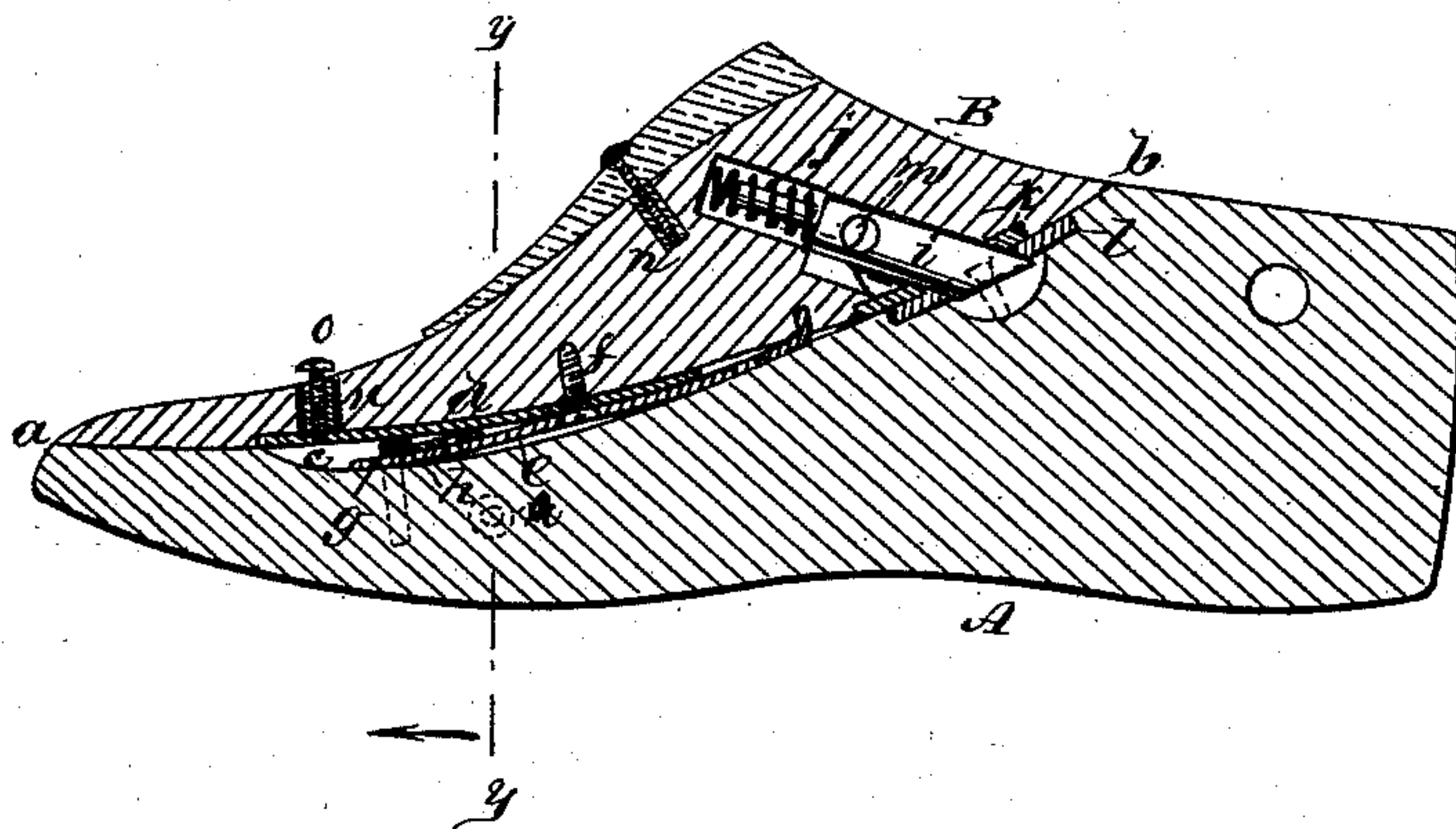


Fig. 2

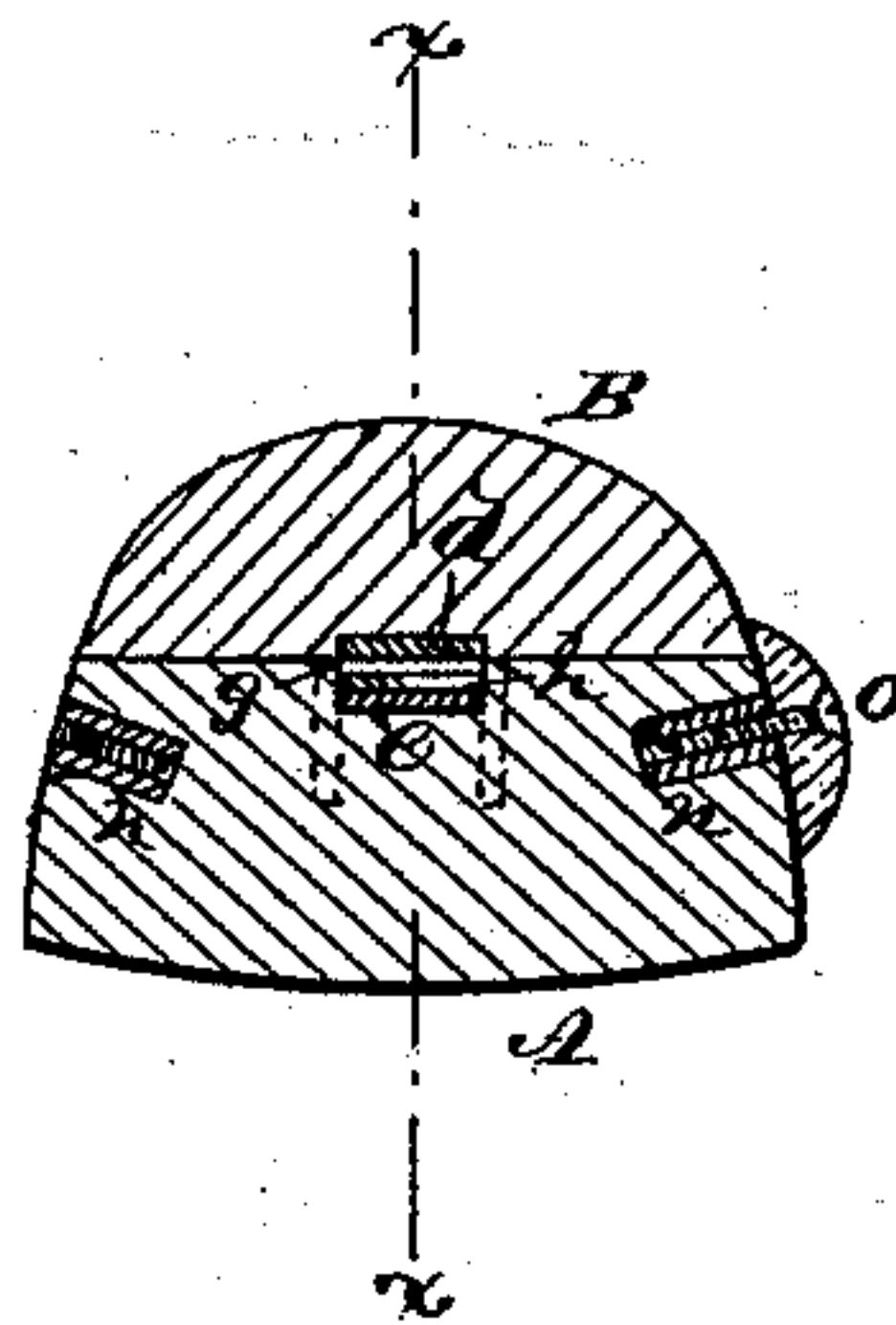
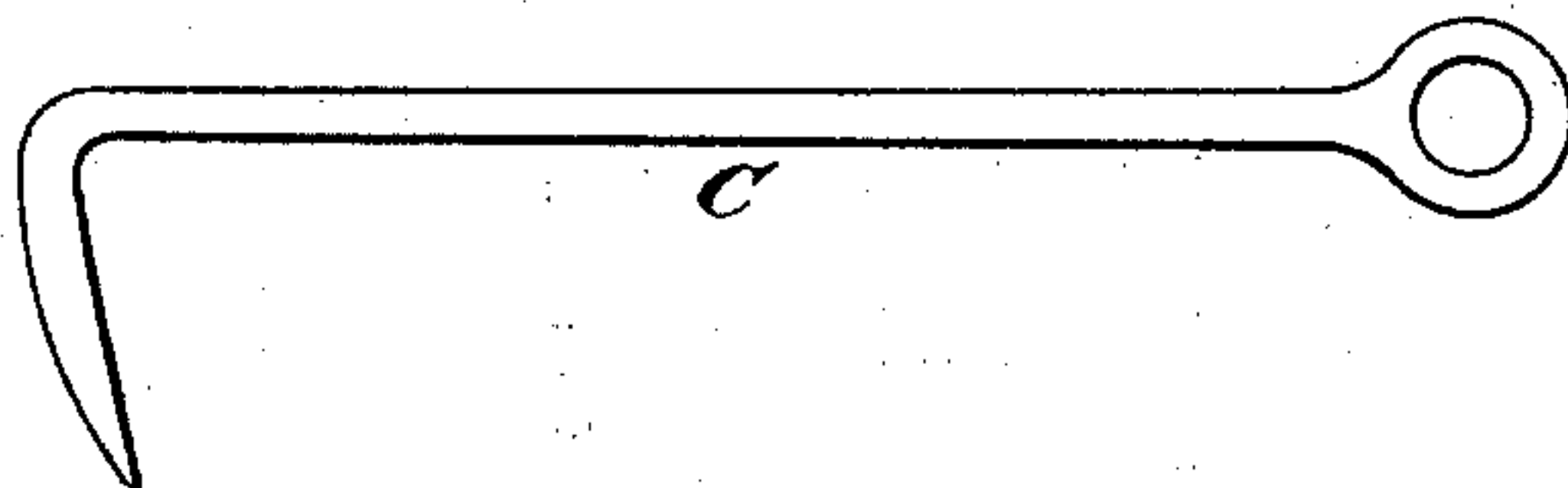


Fig. 3



WITNESSES:

C. Neveu
C. Sedgwick

INVENTOR:

J. E. Chenette
BY *Mumford*

ATTORNEYS.

UNITED STATES PATENT OFFICE.

JOSEPH E. CHENETTE, OF HILLSBOROUGH, OREGON.

IMPROVEMENT IN LASTS.

Specification forming part of Letters Patent No. **203,322**, dated May 7, 1878; application filed February 21, 1878.

To all whom it may concern:

Be it known that I, JOSEPH E. CHENETTE, of Hillsborough, in the county of Washington and State of Oregon, have invented a new and Improved Last, of which the following is a specification:

Figure 1 is a longitudinal section of my improved last, taken on line *x x* in Fig. 2. Fig. 2 is a transverse section taken on line *y y* in Fig. 1, looking toward the toe of the last. Fig. 3 is a detail view of the last-hook.

Similar letters of reference indicate corresponding parts.

The object of the invention is to facilitate the removal of the last from the shoe, and to avoid injury to the last by nailing to it pieces of leather for enlarging it at the instep and toe and at the ball of the last.

Referring to the drawing, A is the lower portion of the last, and B the upper portion, which extends to the toe of the last, and joins the lower portion on the curved line *a b*. A groove, *c*, is formed in the upper face of the lower part of the last for receiving the spring *e*, that is secured to the lower face of the upper portion of the last by the screw *f*. The upper end of the spring is turned up at right angles, and enters a slot in the upper part of the last, to prevent the spring from turning. A bar, *g*, is placed across the groove in lower part of the last, under which the spring *e* passes when the upper part of the last is secured to the lower part.

The spring *e* has upon its upper surface a stop, *h*, that prevents the upper part of the last from passing beyond the toe of the lower part. A plate, *d*, is secured to the under surface of the upper part, which bears on the bar *g*, and prevents the wearing of the upper portion of the last by contact with the bar.

In the upper portion of the part B there is a bolt, *i*, that is thrown forward by a spring, *j*. The outer end of this bolt is beveled, and

projects through a plate, *k*, that is secured to the under surface of the part B, and is received by an apertured plate, *l*, secured to the lower part A. The upper part B is provided with the usual transverse aperture *m* for receiving the last-hook. The bolt *i* intersects this aperture, and is itself apertured to receive the last-hook. When the bolt projects from its socket into the plate *l*, the aperture in the bolt and the aperture in part B will not coincide.

When it is desired to remove the last from the boot or shoe, the last-hook C, which has a pointed end, is inserted in the aperture *m*. The point of the hook draws the bolt back and releases the part B from the part A, when it may be readily drawn from the boot by means of the last-hook.

In the balls and toe of the last, and also in the instep, there are metallic sockets *n* for receiving screws *o*, by which pieces of leather may be attached to the balls and to the instep and toe to enlarge these portions of the last.

By employing this method of fastening the pieces of leather, the destruction of the last by the use of nails or pegs is avoided, and by extending the upper portion of the last to the toe, the removal of the lower portion of the last from the boot or shoe is facilitated.

Having thus described my invention, what I claim as new, and desire to secure by Letters Patent, is—

1. A last split out to the toe, the upper section receiving in groove a stop-spring, *h e*, whose turned-up end passes under a cross-bar of slot, as shown and described.

2. The combination of the screws *o* with the last having sockets *n*, substantially as and for the purpose specified.

JOSEPH EZEKIL CHENETTE.

Witnesses:

T. W. PITTENGER,
CHAS. T. TOZIER.