

C. B. VERONEE.  
Apple-Corer and Slicer.

No. 203,221.

Patented April 30, 1878.

Fig. 1.

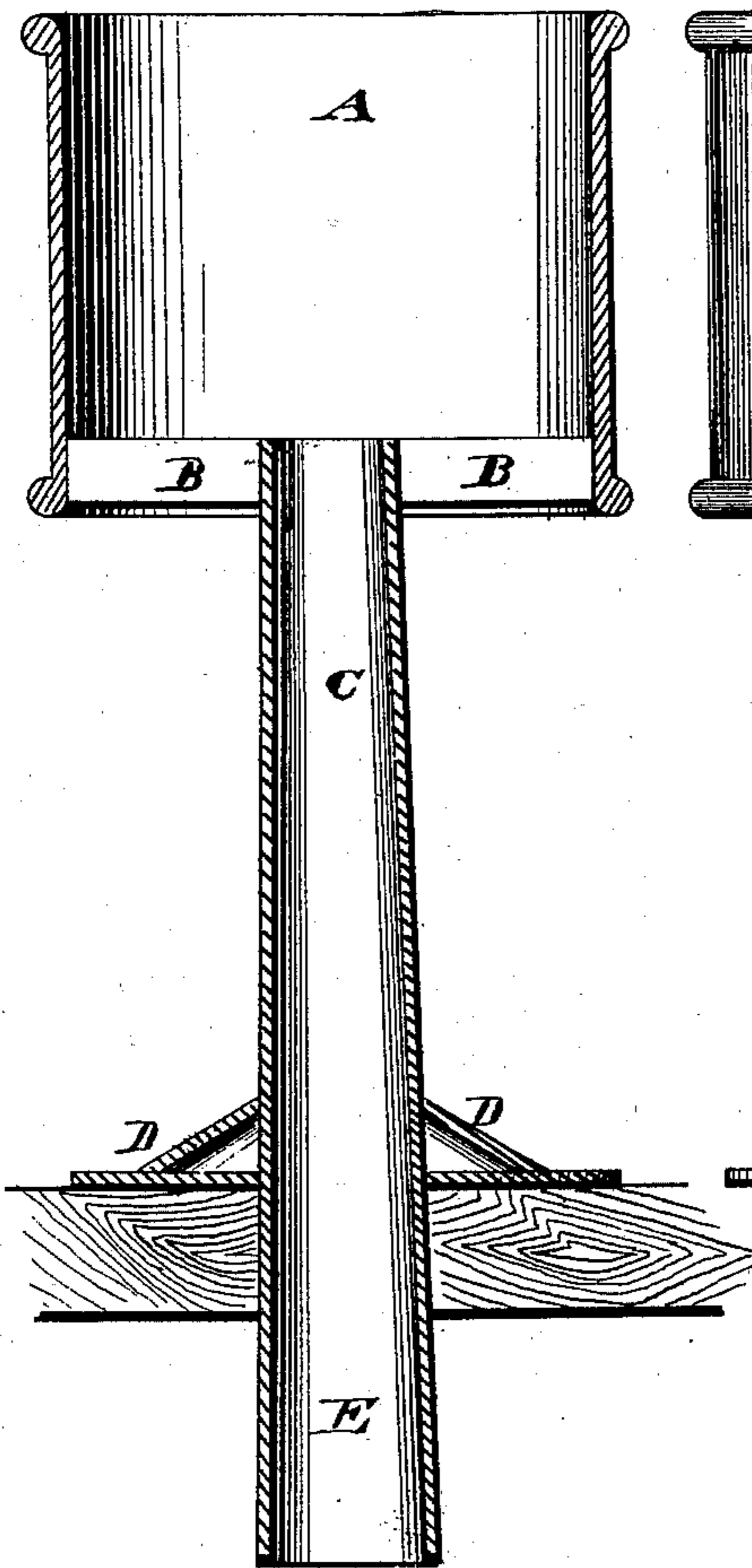


Fig. 2.

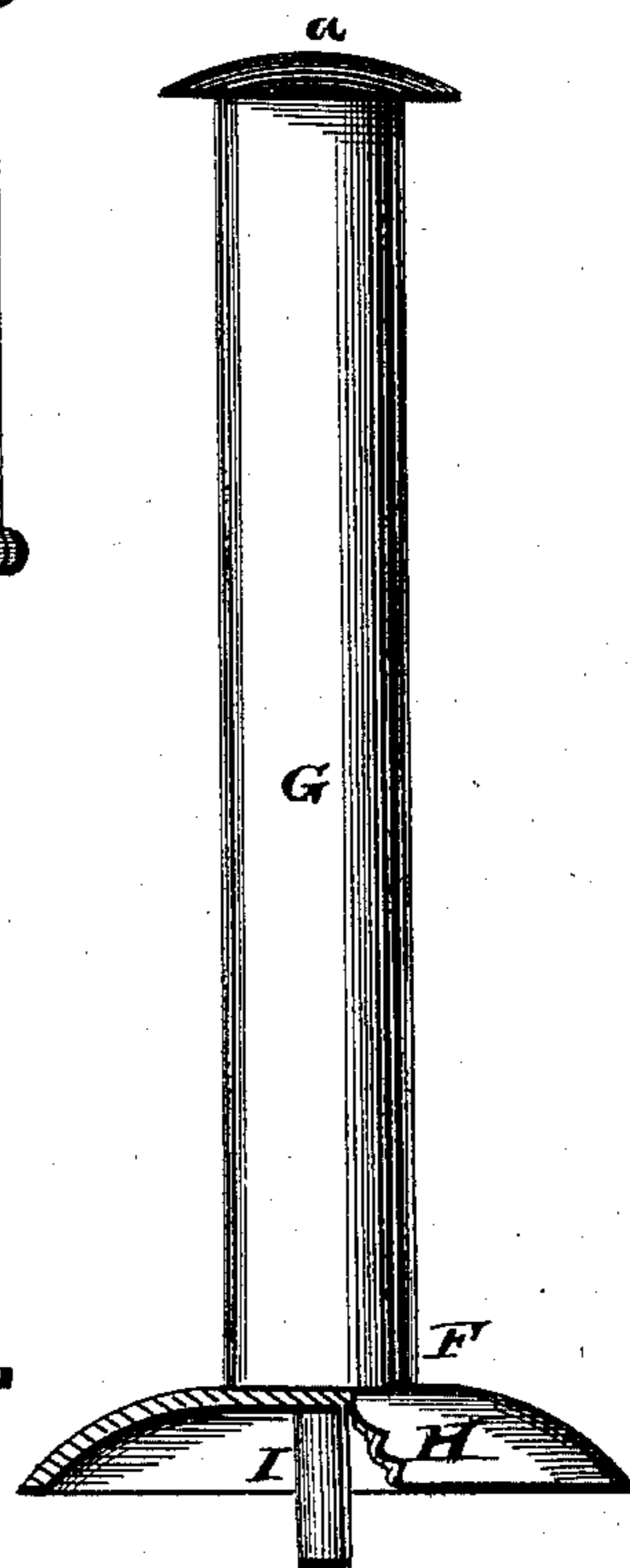
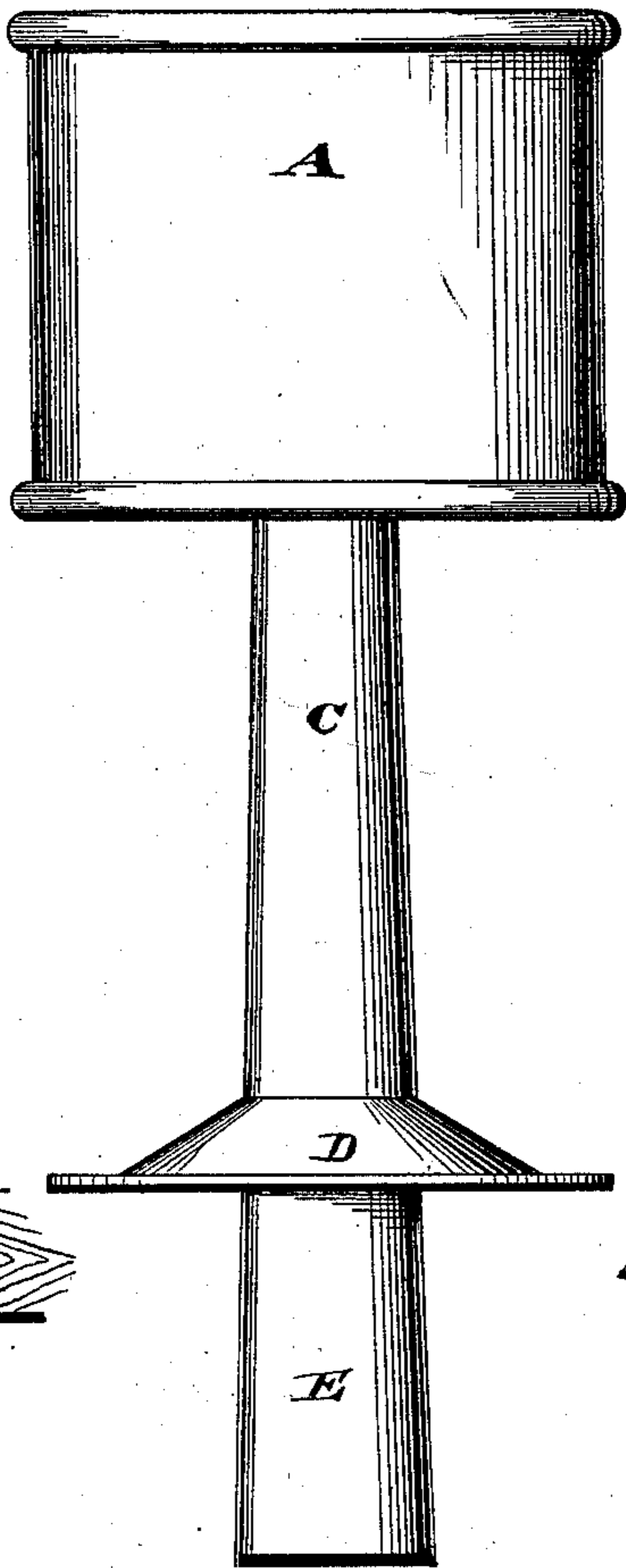
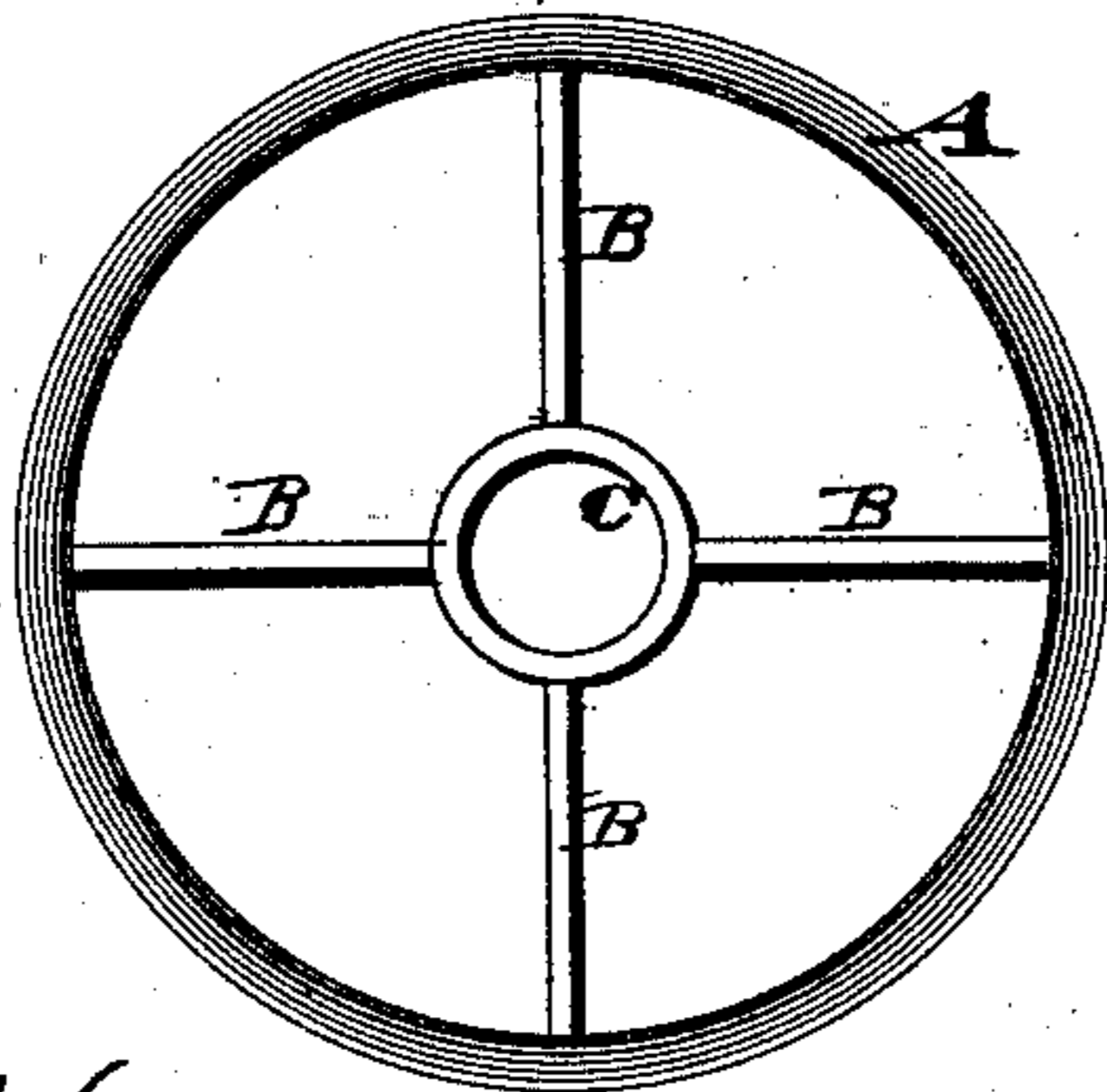


Fig. 3.



WITNESSES

Ed. J. Nottingham  
A. M. Bright

INVENTOR

C. B. Veronee,  
By Seagitt & Seagitt,  
ATTORNEYS

# UNITED STATES PATENT OFFICE.

CORNELIOUS B. VERONEE, OF ATHENS, GEORGIA.

## IMPROVEMENT IN APPLE CORERS AND SLICERS.

Specification forming part of Letters Patent No. **203,221**, dated April 30, 1878; application filed January 28, 1878.

*To all whom it may concern:*

Be it known that I, CORNELIOUS B. VERONEE, of Athens, in the county of Clarke and State of Georgia, have invented certain new and useful Improvements in Apple Corers and Slicers; and I do hereby declare the following to be a full, clear, and exact description of the invention, such as will enable others skilled in the art to which it pertains to make and use it, reference being had to the accompanying drawings, which form part of this specification.

My invention relates to an improvement in apple corers and slicers, the object being to provide a combined corer and slicer of such construction that different-sized apples may be readily cored and sliced at a single operation, and the core or refuse portions of the apple be deposited in any receptacle located beneath the table or stand to which the device may be secured.

My invention consists in an improved apple corer and slicer consisting, essentially, in the combination, with a coring-tube adapted to be inserted in an opening in a stand or table, and held in an upright position by means of a horizontal supporting-plate attached to said tube, of a cylinder attached to one end of said tube by any desired number of slicing-knives.

My invention further consists in the several details of construction and combination of parts, as will be hereinafter described, and pointed out in the claim.

In the accompanying drawings, Figure 1 represents a vertical section of my invention. Fig. 2 is a side elevation of the corer and slicer, and also the plunger; and Fig. 3 is a plan view of the corer and slicer.

A represents a cylinder of sufficient size to receive different sizes of apples. The lower end of cylinder A is provided with any number of knives, B, which are arranged vertically with respect to the cylinder. The outer ends of knives B are secured in any desired manner to the lower portion of the cylinder, while their inner ends are attached to the upper end of the coring-tube C. A horizontal supporting-plate, D, is secured to the coring-tube C, and serves to support the same in a vertical position. Part E of tube C, which ex-

tends below the supporting-plate, is of sufficient length to extend through a table or standard, as shown in Fig. 1. F represents a plunger, the same consisting of a handle, G, having a rounded top, *a*, and concave pressure-face H, the latter being provided with a central prong, I.

The operation of the device is as follows: The lower part E of the coring-tube C is inserted in a hole formed in a table or stand, and as the horizontal supporting-plate has full lateral bearing on the upper surface of said table, the device is held in an upright position while it is being used. The operator grasps the handle of the plunger F, and forces the prong I into either end of the core of an apple, thus causing the apple to adhere to said plunger. The apple is then inserted into cylinder A, and downwardly forced against the slicing-knives B and upper and sharpened end of the coring-tube C. This operation serves to force the core of the apple into the coring-tube C, while the remaining portion of the apple is divided into as many parts as there are knives in the cylinder. The slices or quarters of the apple fall onto the table, while the cores are continually being forced through the coring-tube, and are received in any suitable receptacle placed beneath the table.

It is evident that many slight changes in construction may be devised without evading the essential features of my invention, and hence I do not limit myself to the exact construction shown and described; but

Having fully described my invention, what I claim as new, and desire to secure by Letters Patent, is—

The combination, with the guide-cylinder A, having knives B, and coring-tube C secured to its lower end, of an independent plunger provided with a central prong, substantially as set forth.

In testimony that I claim the foregoing I have hereunto set my hand this 24th day of January, 1878.

CORNELIOUS B. VERONEE.

Witnesses:

LAMAR COBB,  
I. M. KENNEY.