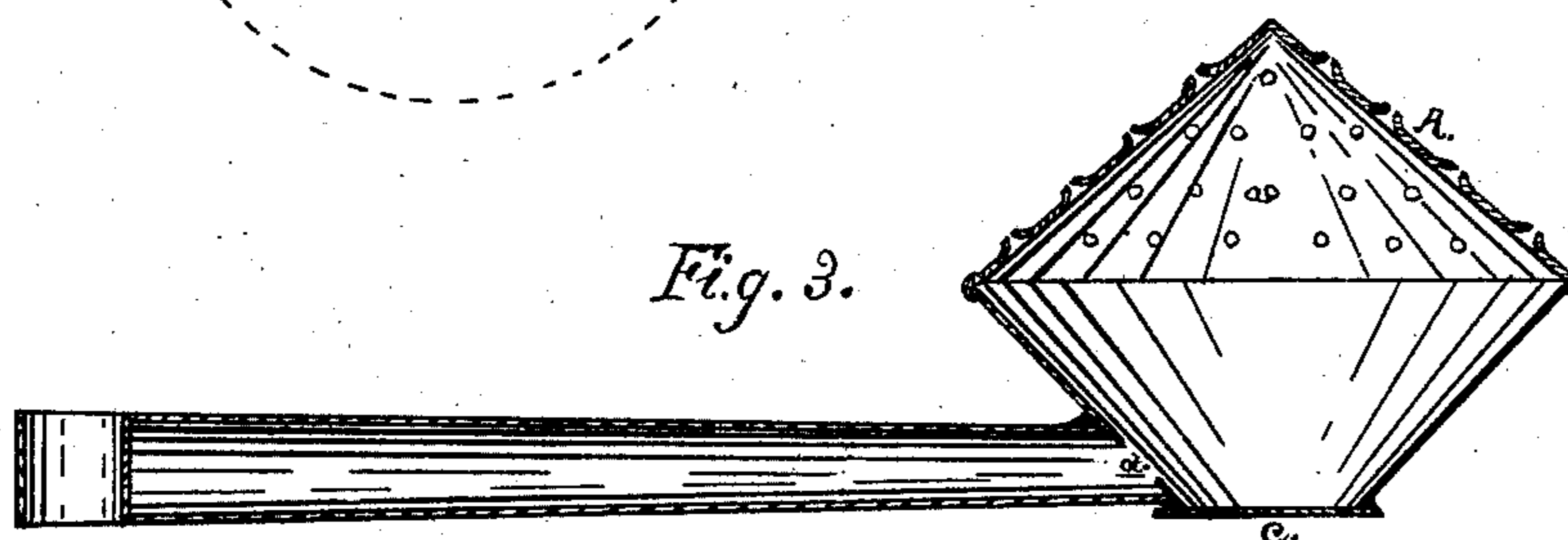
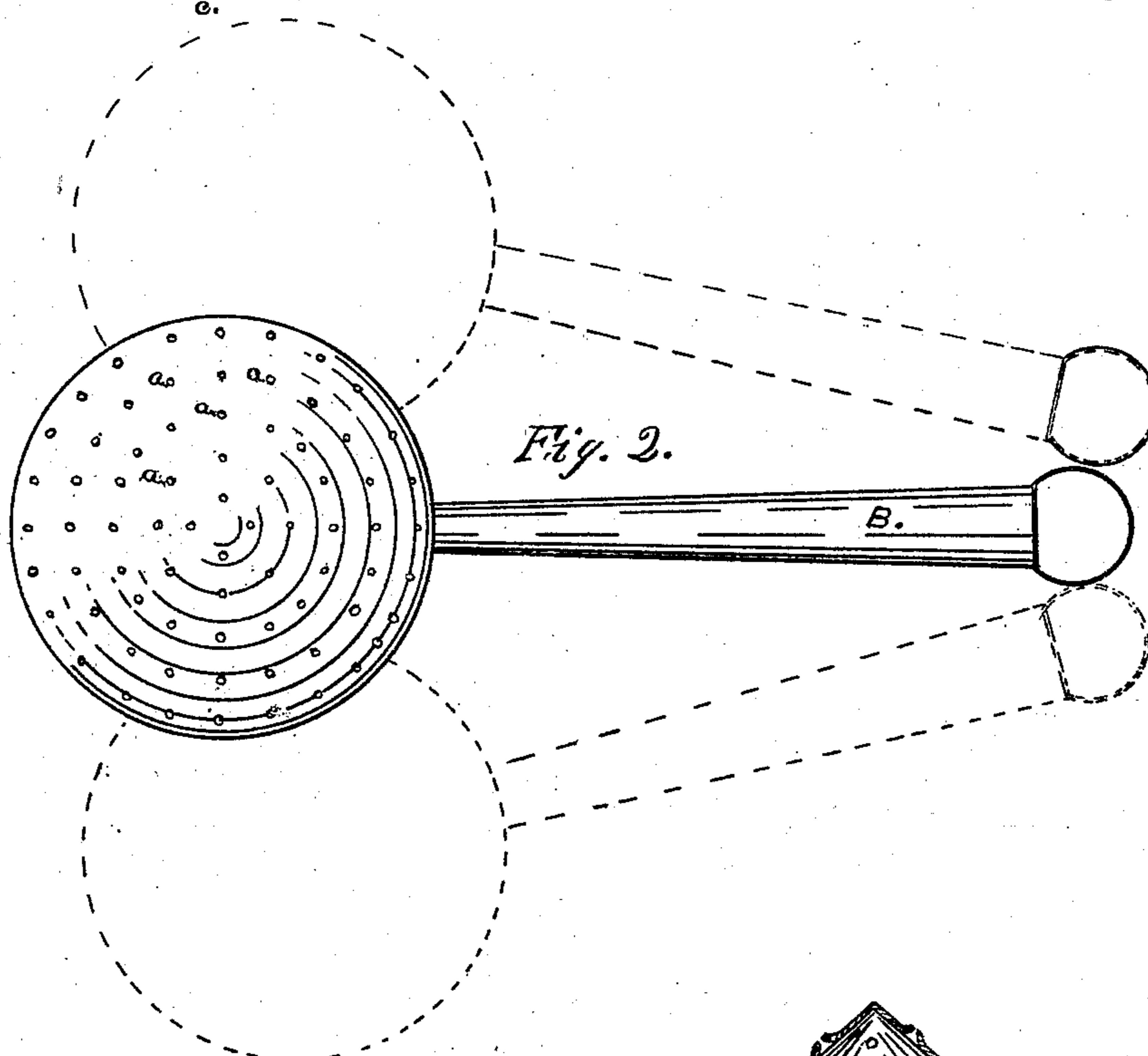
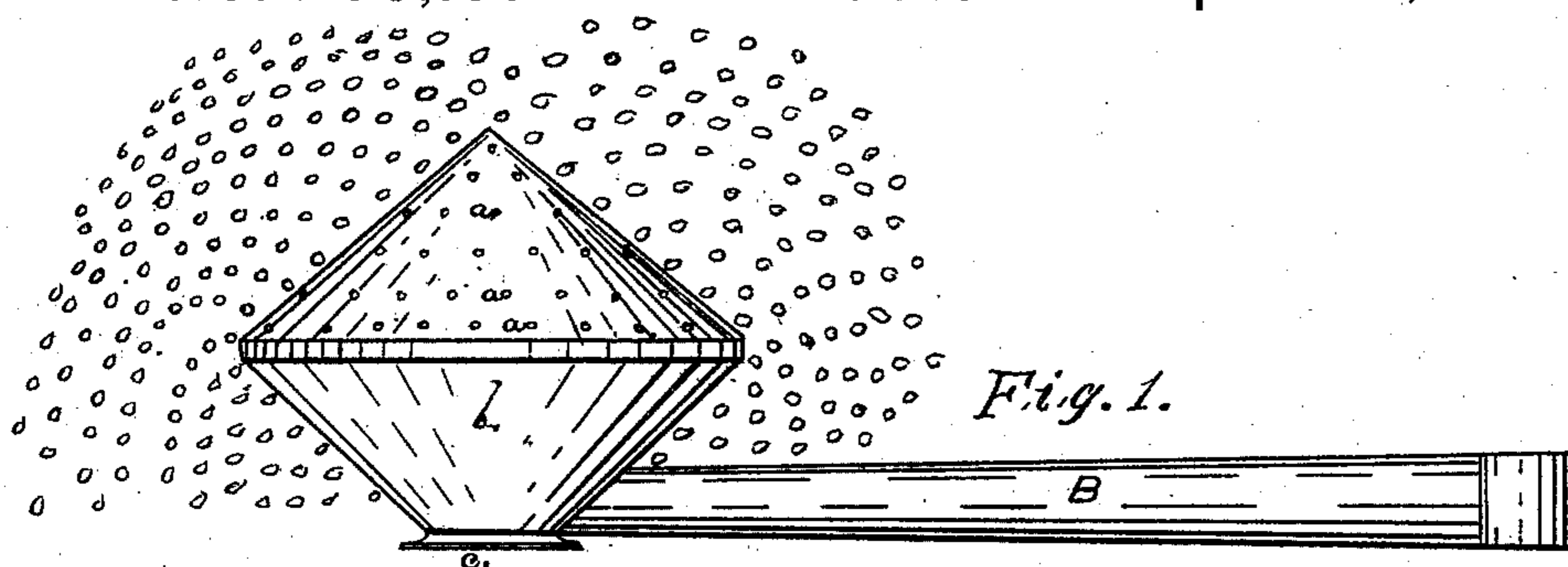


J. E. NEW.
Clothes-Sprinkler.

No. 203,187.

Patented April 30, 1878.



Witnesses;
Eleazer Osborn
J. J. Lacey.

Inventor;
James E. New
Per Atty J. C. Rohrer

UNITED STATES PATENT OFFICE.

JAMES E. NEW, OF BINGHAMTON, NEW YORK.

IMPROVEMENT IN CLOTHES-SPRINKLERS.

Specification forming part of Letters Patent No. 203,187, dated April 30, 1878; application filed October 3, 1877.

To all whom it may concern:

Be it known that I, JAMES E. NEW, of Binghamton, in the county of Broome and State of New York, have invented a new and useful Improvement in Sprinklers for Clothes or other purposes, which improvement is fully set forth in the following specification, reference being had to the accompanying drawing, in which—

Figure 1 is a side elevation. Fig. 2 is a plan view of the same, with dotted lines for showing the movement of the device when in use; and Fig. 3 is a vertical longitudinal section.

The object of my invention is to furnish a device by which the sprinkling may be accomplished by an equal distribution of drops or spray of water over the surface of the clothes in a convenient and expeditious manner; and the invention consists in the attachment of a handle to a vessel, made in the form of the ordinary rose for sprinklers, in such a manner that by a quick side movement of the rose the water shall impinge the upper perforated face of the rose, and be ejected upward and over the edges of said vessel in the form of drops or spray.

The construction and operation of the device will hereinafter be fully described.

A is the rose or vessel, which is made in the usual form. The face *a* is perforated for receiving and discharging the water, and the lower sections for holding it.

B is the handle, which is attached near the apex *c*, at a right angle with the axis of the body of the rose A, as shown by Fig. 1 in the drawing. This handle is made hollow, having a communication, *d*, with the interior of the vessel, which allows of a larger space for the water without increasing the size of the body of the rose. The handle should be made of sufficient length to give the required vibratory movement to the rose A.

When I use the device, I first fill it by inserting it vertically into a vessel of water, which enters the vessel through the perforations in the face *a*. I then take it by the han-

dle B, holding it in a horizontal position, with the face *a* upward. It is then rapidly vibrated laterally, which causes the water to impinge upon the perforated sides of the rose, and to be discharged in the form of drops or spray over the surface of the work, as shown by Fig. 1 in the drawings.

I am aware that sprinklers dependent upon a perpendicular vibration of the rose have been used; but by my device, dependent upon a horizontal movement, the operation is much more effective, owing to the ejection of the water by each motion, while by the downward motion it is only ejected by one motion.

I do not claim, broadly, a hand-sprinkler with a perforated rose or face, for I am aware that such are in use, having the ordinary handle for operating them, and having relatively larger holes than the perforations through which the water is ejected for admitting it into the vessel, as in the patent dated March 19, 1867, No. 63,107, also January 18, 1859, No. 22,669. In the latter case the vessel is filled by pouring in the water through an orifice, which is then closed by the action of a spring.

My device simply consists of a double conical vessel, A, having a perforated face for receiving and ejecting the water, dispensing with additional openings for the reception of the water, and the hollow handle B, as before described.

Having thus described my invention, what I claim as new, and desire to secure by Letters Patent, is—

The double conical clothes-sprinkler A, having a perforated face for receiving and ejecting the water without additional openings, provided with a hollow handle, B, connecting with the interior of the vessel A, constructed and operated as herein described, for the purpose set forth.

JAS. E. NEW.

Witnesses:

JAMES W. ELLIS,
J. C. ROBIE.