

Shears for Marking Stock.

No. 203,098.

Patented April 30, 1878.

Fig. 1

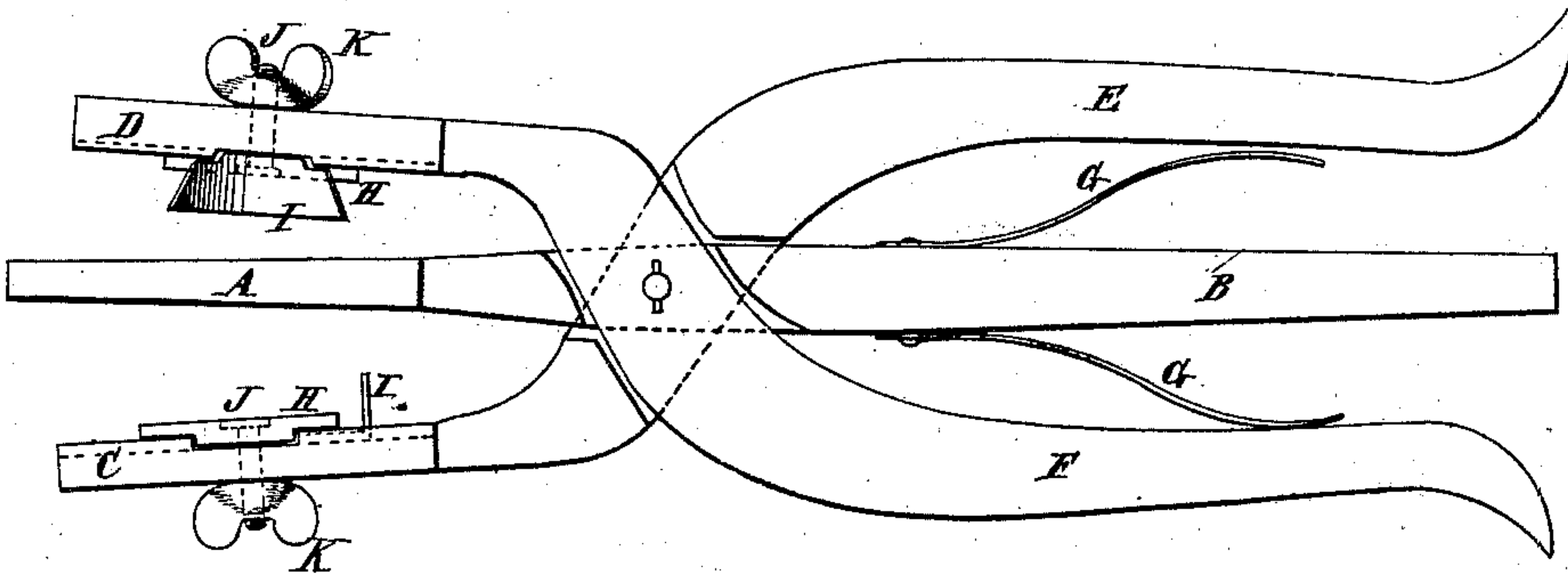


Fig. 2

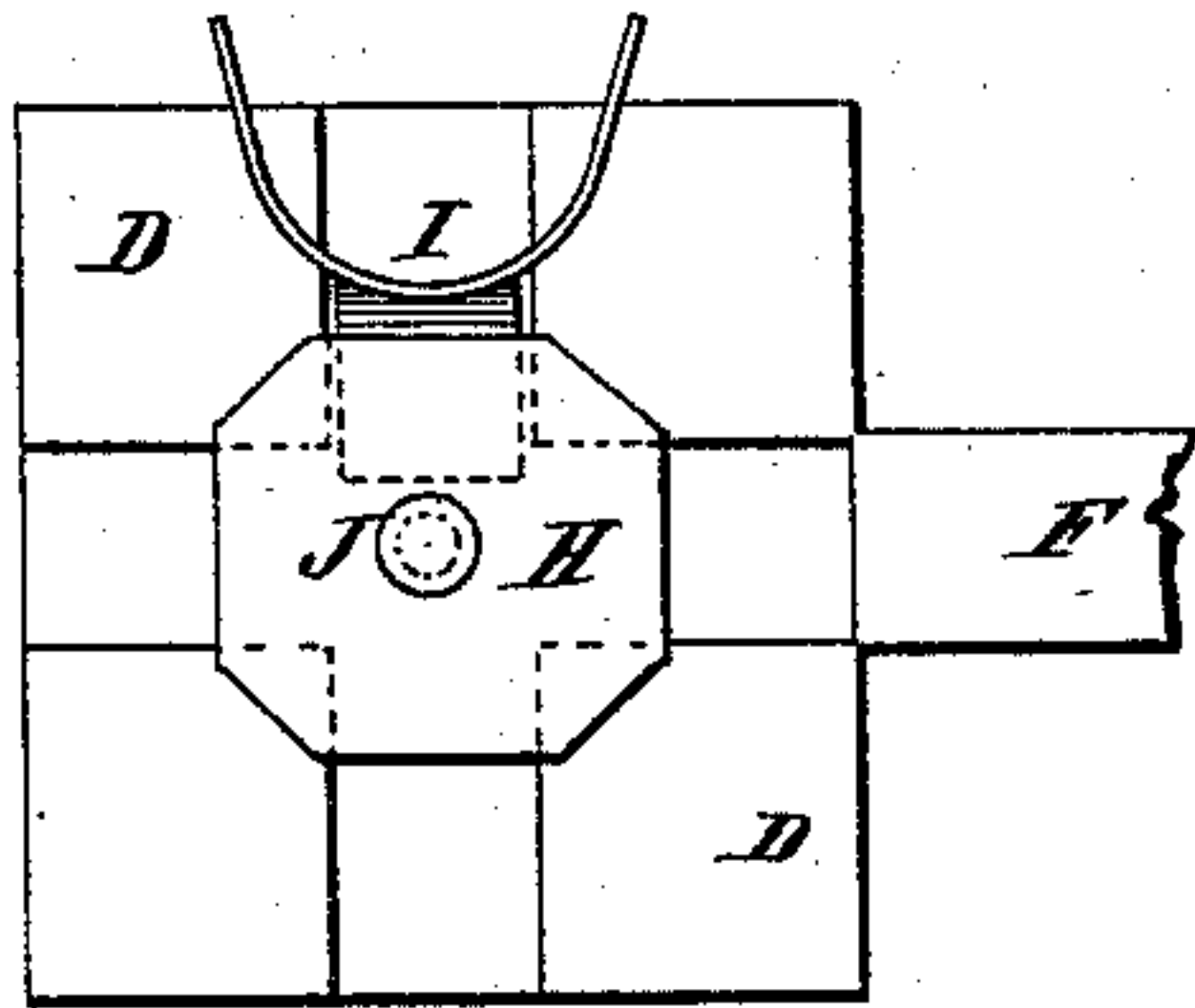
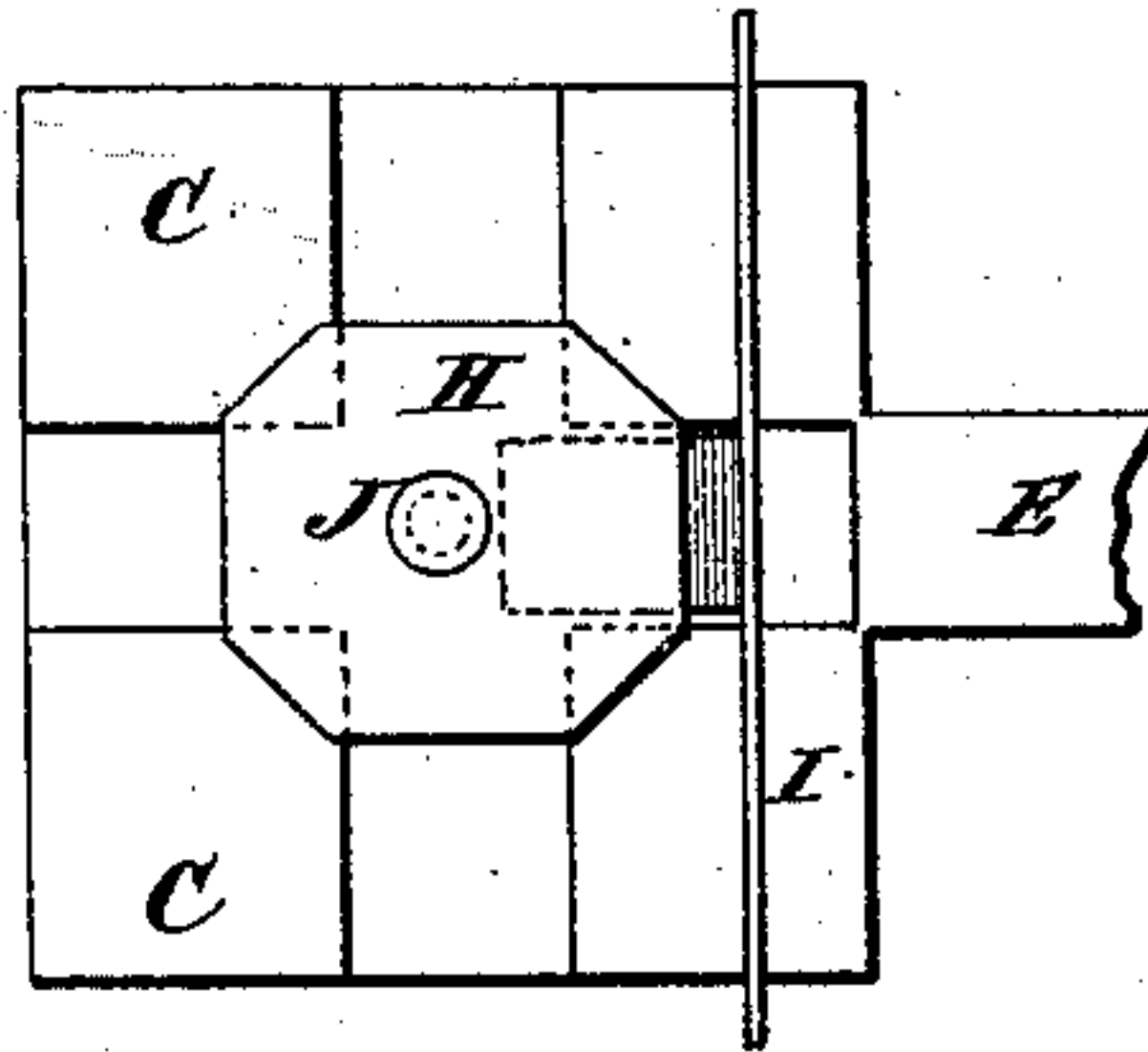


Fig. 3.



WITNESSES:

A. W. Amqvist
J. H. Scarborough.

INVENTOR:

W. Wright.
BY Albert.

ATTORNEYS.

UNITED STATES PATENT OFFICE.

WILLIAM WRIGHT, OF WARRIOR STATION, ALABAMA.

IMPROVEMENT IN SHEARS FOR MARKING STOCK.

Specification forming part of Letters Patent No. **203,098**, dated April 30, 1878; application filed October 6, 1877.

To all whom it may concern:

Be it known that I, WILLIAM WRIGHT, of Warrior Station, in the county of Jefferson and State of Alabama, have invented a new and useful Improvement in Stock-Marking Shears, of which the following is a specification:

Figure 1 is a side view of my improved marking-shears. Fig. 2 is a face view of one of the jaws and its cutter. Fig. 3 is a face view of the other jaw and its cutter.

Similar letters of reference indicate corresponding parts.

The object of this invention is to furnish an improved instrument for marking the ears of cattle, calves, sheep, goats, hogs, &c., to enable them to be identified, which shall be simple in construction and convenient in use, and which will mark the ears neatly and accurately.

The invention consists in an improved marking-shears, formed of the three plates or jaws, the three handles, the springs, the holding blocks, bolts, and nuts, and the cutters, as hereinafter fully described.

A is a plate, which is made flat and smooth upon both sides, and is provided with a straight stem or handle, B. C and D are two plates or jaws, which are provided with stems or handles E F. The stems or handles E F are bent or curved so as to cross the handle B and extend back along its opposite sides, and are held out, holding the jaws C D away from the plate A, by two springs, G, attached to the

center handle B, and bearing against the inner sides of the outer handles E F. The handles E F are pivoted to the handle B at the point of crossing.

Upon the faces of the jaws C D are formed wide and shallow cross-grooves to receive the blocks H, by which the cutters I are held in place. The holders H are secured to the jaws C D by bolts J, which pass through the centers of the said jaws C D, and have hand-nuts K screwed upon their outer ends. The cutters I may be made straight to crop the ears, as shown in Fig. 3; or they may be curved to cut notches or slits, as shown in Fig. 2, or of any other desired form; or their positions upon the jaws C D may be changed, so as to make different marks with the same cutters; or the shears may be so held as to make different marks with the same cutters secured in the same positions.

Having thus described my invention, I claim as new and desire to secure by Letters Patent—

An improved marking-shears formed of the three plates or jaws A C D, the three handles B E F, the springs G, the holding blocks, bolts, and nuts H J K, and the cutters I, substantially as herein shown and described.

WILLIAM WRIGHT.

Witnesses:

HIRAM H. WILLEY,
J. BRAKE.