

A. K. HEBARD.
Device for Holding Coils of Wire.

No. 203,037.

Patented April 30, 1878.

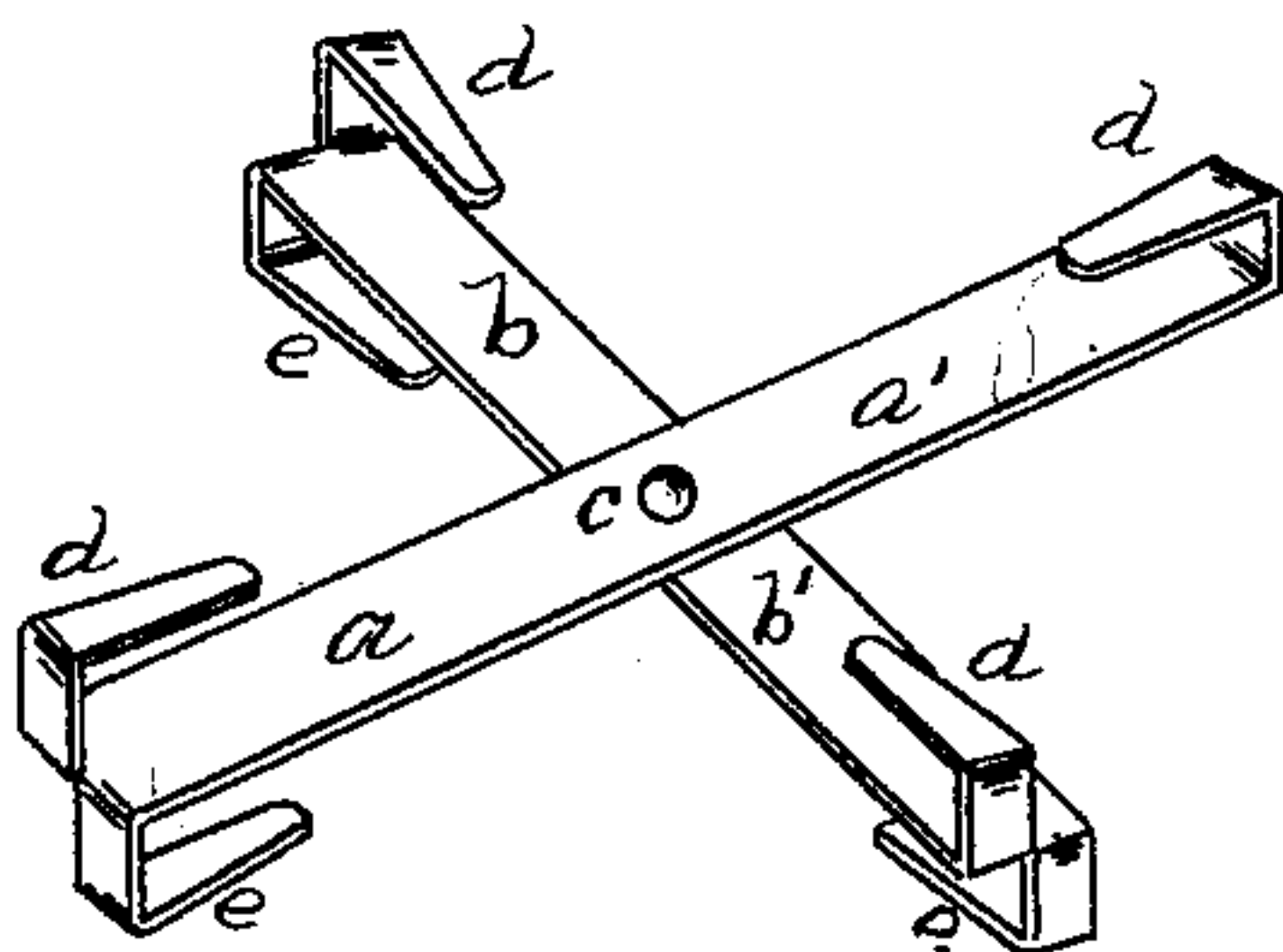


Fig. 1.

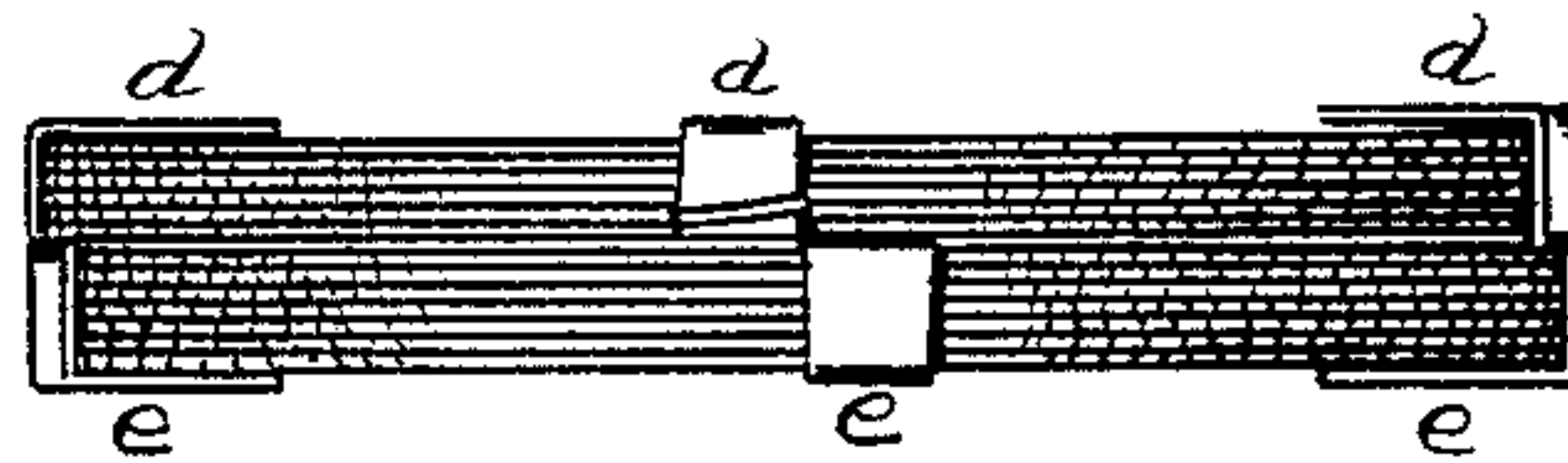


Fig. 2.

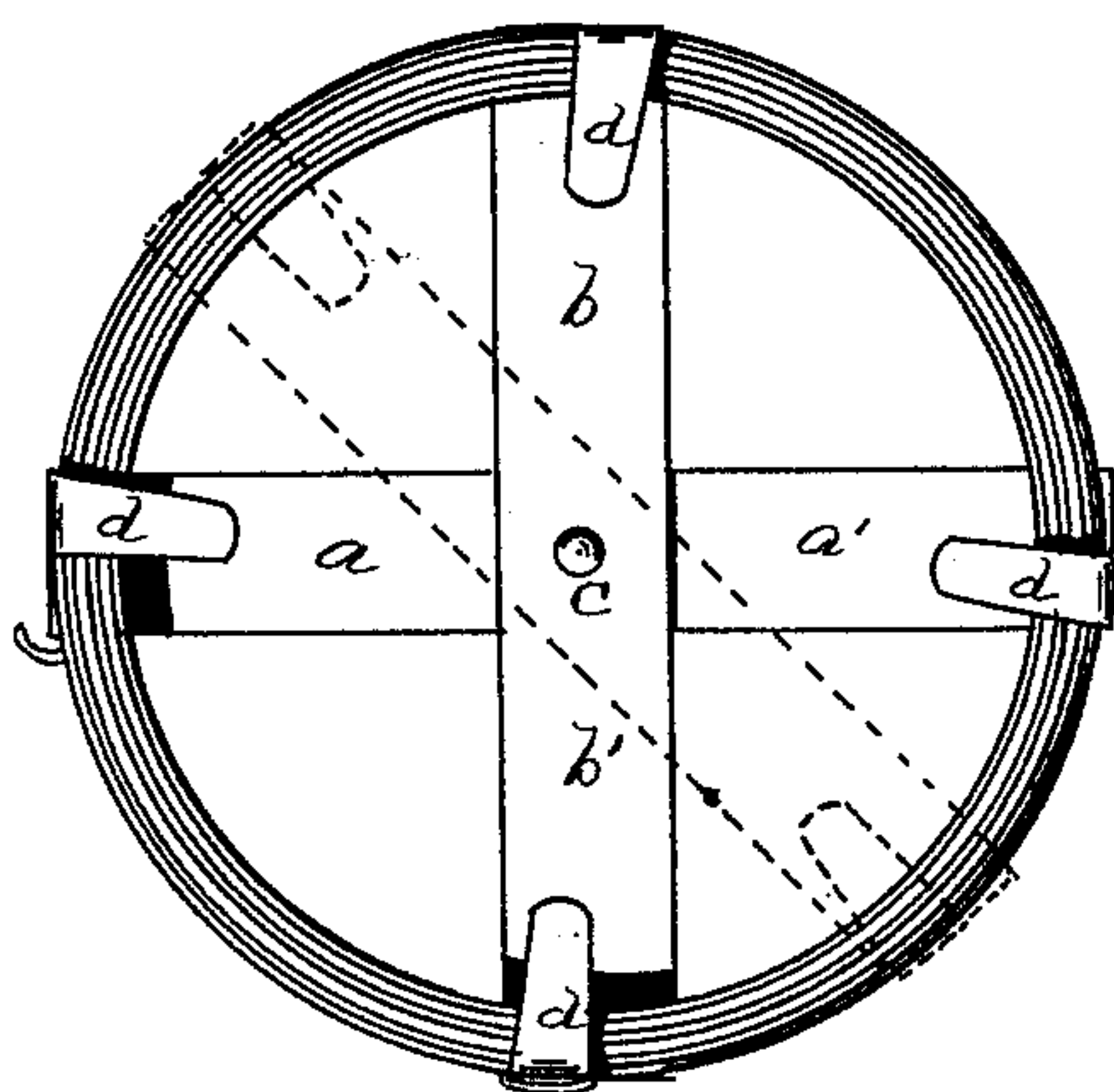


Fig. 3.

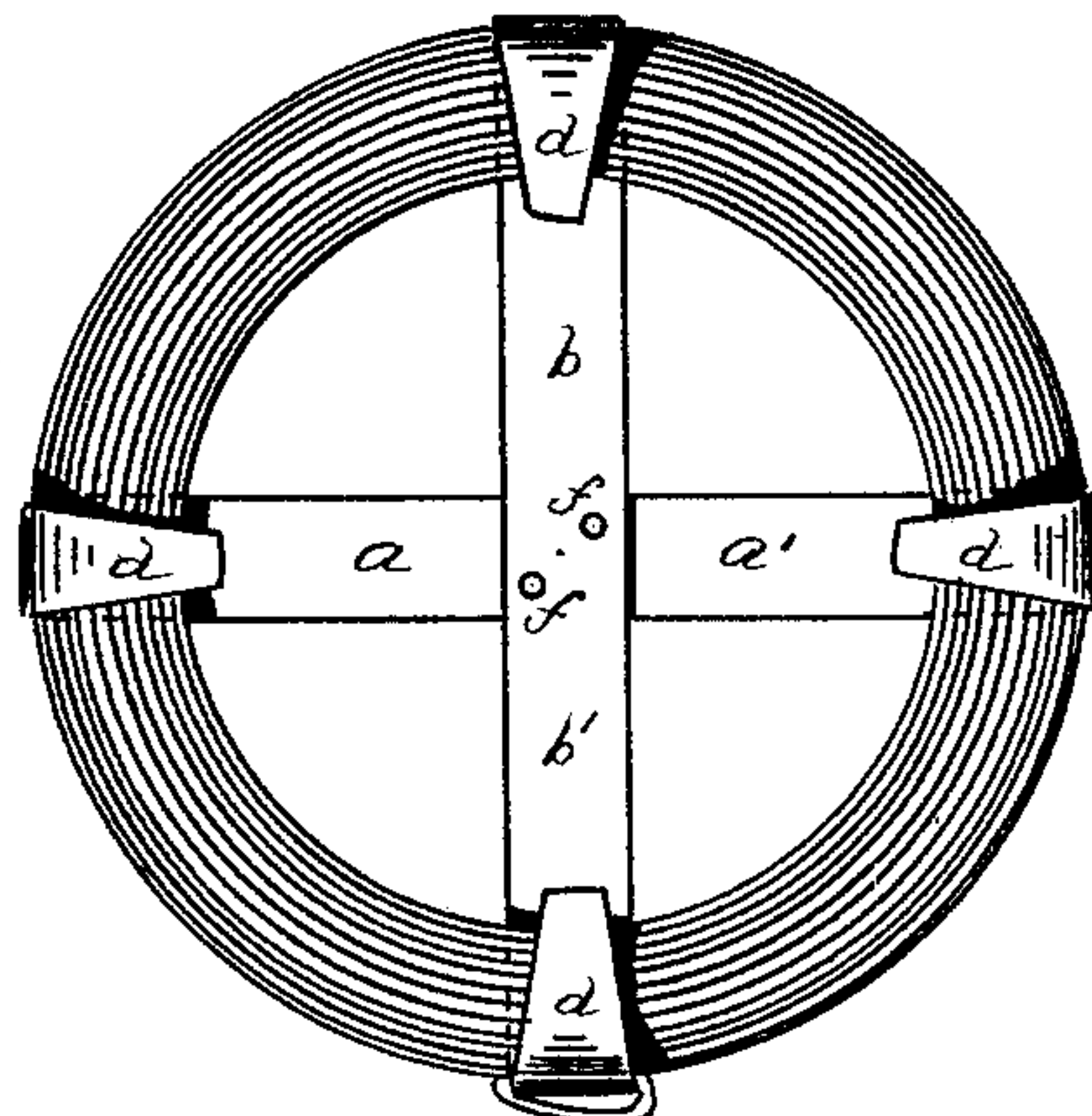


Fig. 4.

WITNESSES

B. W. Williams

Albert K. Hebard

INVENTOR

By his Attys.

John E. Truwing

Henry W. Williams & Co

UNITED STATES PATENT OFFICE.

ALBERT K. HEBARD, OF CAMBRIDGE, MASSACHUSETTS, ASSIGNOR TO
STEDMAN & MORSE, OF SAME PLACE.

IMPROVEMENT IN DEVICES FOR HOLDING COILS OF WIRE.

Specification forming part of Letters Patent No. **203,037**, dated April 30, 1878; application filed
April 1, 1878.

To all whom it may concern:

Be it known that I, ALBERT K. HEBARD, of Cambridge, in the county of Middlesex and State of Massachusetts, have invented a new and useful Improvement in Devices for Holding Coils of Wire, of which the following is a specification:

Many persons engaged in certain lines of trade are obliged or find it convenient to carry coils of wire about their persons. Pianoforte tuners, for instance, invariably carry coils of wire when engaged in their regular calling. For the benefit of such persons, and also for the benefit of any others to whom it may be useful, I have invented a simple device for holding one or more coils of wire, wire cord, or similar material.

The invention consists in a piece or pieces of metal or suitable material, having three or more radiating arms, each of which is so constructed at its outer extremity as to hold the coil or coils of wire in place and prevent it from spreading or dropping out.

In the accompanying drawing, in which similar letters of reference indicate like parts, Figure 1 is a perspective view of my device; Fig. 2, a sectional view of the same when filled with wire. Fig. 3 is a plan of the same, and Fig. 4 is a plan of a modification adapted to hold but one coil, and having its arms fixed immovably by rivets.

a a' and *b b'* are four radiating arms, the two former being cut out in one piece, and the two latter in a separate piece, the pieces being connected by a pivot, *c*, or similar device in the center, so that, when not in use, the two pieces may be shut together. All four arms might be cut out in a single piece, thus dispensing with the pivot *c*; or the device might be made with three, five, or more arms, if desired. Each arm is bent back at *d*, so as to provide a suitable place for the wire coil to rest in securely. In order that the same holder may provide for two coils of wire instead of one, I usually bend a portion of each arm down and

back, as at *e*, as well as up and back, as at *d*. This is a convenience, but not a necessary feature of the invention. Of course there may be one or more of the prongs *d*, as deemed desirable.

By means of this device it will be seen that one or more coils of wire may be securely carried or kept, without any danger of their becoming loose or uncoiled, at a very slight expense.

In Fig. 4, which is adapted for a single coil, the arms are immovably fixed at their centers by means of rivets *f f*, instead of making the four arms in a single piece, as above mentioned. The whole device may be fitted and secured in a suitable box, for convenience in pocket transportation, if desired.

Having thus fully described my invention, what I claim, and desire to secure by Letters Patent, is—

1. A frame or device for holding a coil or coils of wire provided with three or more radiating arms bent back at their outer ends to clamp and hold the wire, all substantially as shown and described.

2. A device for holding a coil of wire provided with three or more arms, *a a'*, each arm being bent back at its end into one or more prongs or clamps *d*, substantially as set forth.

3. A device for holding coils of wire provided with three or more arms, *a a'*, each arm being slit at its end, and bent back upon its upper and lower sides into prongs or clamps *d* and *e*, substantially as shown.

4. The hereinbefore-described device for holding coils of wire, consisting of the arms *a a'* and *b b'*, and pivot or similar device *c*, all arranged and combined, substantially as and for the purpose hereinbefore described and set forth.

ALBERT K. HEBARD.

Witnesses:

N. J. MESERE,
G. H. STEDMAN.