

W. RIKER.
Finger-Ring.

No. 202,588.

Patented April 16, 1878.

Fig. 1.

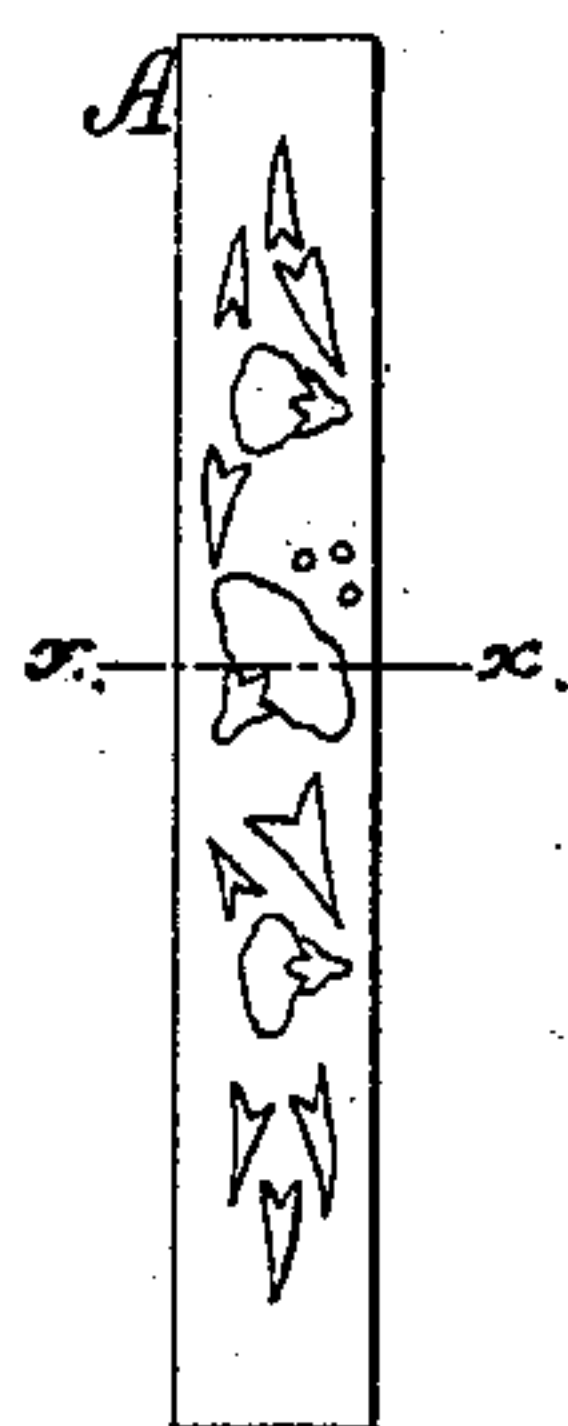


Fig. 2.

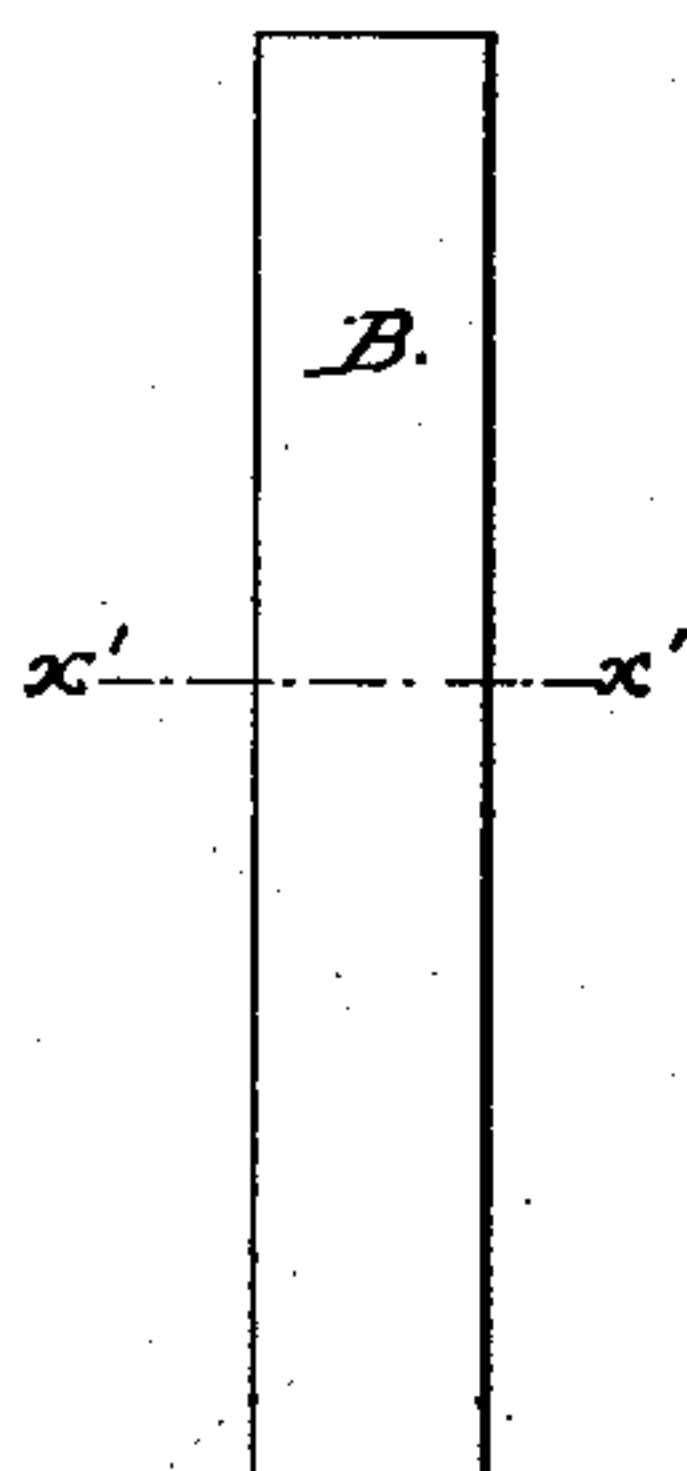


Fig. 5.

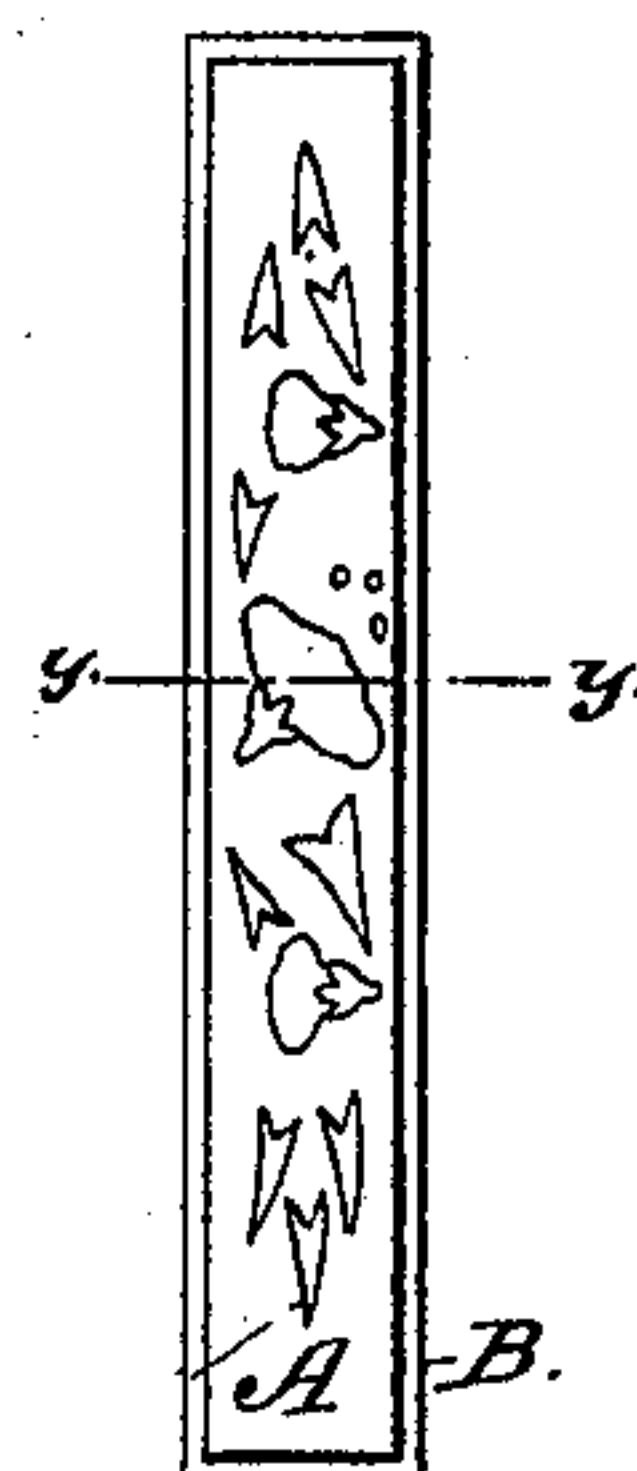


Fig. 3.



Fig. 4.



Fig. 6.



Fig. 7.



Fig. 8.

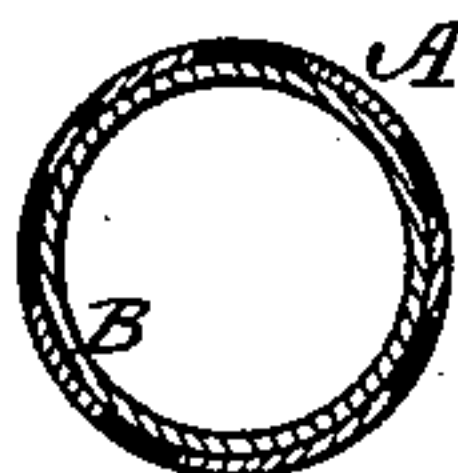
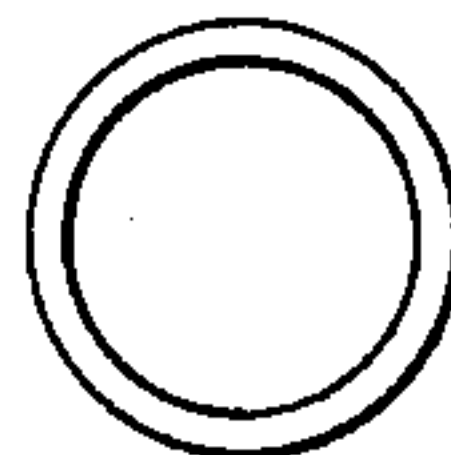


Fig. 9.



WITNESSES:

S. P. Hollingsworth.
Edw. W. Byrre

INVENTOR:

William Riker

BY

Russell & Co

ATTORNEYS.

UNITED STATES PATENT OFFICE.

WILLIAM RIKER, OF NEWARK, NEW JERSEY.

IMPROVEMENT IN FINGER-RINGS.

Specification forming part of Letters Patent No. 202,588, dated April 16, 1878; application filed March 2, 1878.

To all whom it may concern:

Be it known that I, WILLIAM RIKER, of Newark, in the county of Essex and State of New Jersey, have invented a new and Improved Method of Ornamenting Finger-Rings; and I do hereby declare that the following is a full, clear, and exact description of the same, reference being had to the accompanying drawing, in which—

Figure 1 is a face view of the inlaid strip. Fig. 2 is a face view of the plain strip; Fig. 3, a transverse section through line $x x$ of Fig. 1; Fig. 4, a transverse section through line $x' x'$ of Fig. 2; Fig. 5, a face view of the two strips soldered together; Fig. 6, a transverse section of Fig. 5 through line $y y$; Fig. 7, a side view of the completed ring as inlaid and engraved; Fig. 8, a section through the same at $y' y'$; and Fig. 9, an edge view of the completed ring.

The object of my invention is to provide a solid gold finger-ring having inlaid designs of different colors of gold, while its groundwork, edges, and internal periphery are of uniform color and quality.

To this end my invention consists in forming the body of the ring in two thicknesses of the same metal, and inlaying the outer thickness while in flat-strip form by cutting through the same with dies or saws, and inserting corresponding pieces of the color and quality desired, then soldering to the inlaid piece a solid uniform backing, and then bending the same into a hoop, uniting the edges and finishing, as hereinafter fully described.

In producing a band ring, I first make two distinct parts—the face or outside portion A, and the back or inside portion B. The face I make of gold of any suitable quality and thickness—say, yellow gold of fourteen carats and one-thirty-second of an inch in thickness. By any of the known methods of inlaying—viz., by the use of saws or cutters—I now ornament the piece A with any suitable inlaid design, extended through the strip, and flush with its outer edges—for example, with a pattern of “morning glory” in gold of different colors and in silver, as seen in the drawing. I make the back B of the same quality as the face—in this case of yellow gold of fourteen carats,

and of a thickness such that when joined to the face it will give to the ring the thickness desired. The pieces thus formed I now solder together, and bend the solid piece thus produced into a hoop, and unite its edges to form the ring.

In thus bending the two soldered sections of the strip together, it will be seen that the backing re-enforces the inlaid portion, and prevents the opening of cracks about the soldered joints of the emblems, thereby making a neater finish than if the inlaid piece were bent separately. I may, however, bend the inlaid piece first, and then insert a plain hoop to form a backing, the joints of the emblems being closed and tightened by hammering.

The face and back, being of the same quality and color, and of a suitable thickness, may be so soldered together as to leave no trace of a dividing-line, and the effect produced will be that of a ring formed from a single solid piece, into which a design in gold, silver, or platinum, as the case may be, has been sunk.

The ring produced by the process differs from all rings heretofore produced, or which may be produced by known methods of ornamentation, in that it is a solid ring made of two pieces of the same quality and color, presenting on its face an inlaid design, and on its back or inside a solid gold surface of the same quality as the face, producing the effect heretofore described.

Other methods of ornamentation which might be used:

First, the band might be made of one solid piece, and the inlaid design inserted by cutting part way through the ring, and inserting pieces in the apertures thus formed.

The objections to this method are that, while the back and edges of the ring possess all the advantages secured by my method, the inserting of the design on the face becomes very difficult, the expense is thus increased, and the finish is less perfect.

Another method which may be used is to make the ring in one solid piece, and to inlay it with saws or cutters, cutting through the entire piece, simple or bimetallic pieces being used for inlaying.

First. When simple pieces or pieces of one

metal are used, the same colors will show on the inside as on the face, thus injuring the finish.

Second. When bimetallic pieces (as described in Patent No. 199,580, January 22, 1878) are used.

The objection to this method when applied to rings is that it is difficult to cut stock of a thickness suitable for a band ring, and when cutters are used it is substantially impracticable.

What I therefore claim as my invention, and desire to secure by Letters Patent, is—

1. The method herein described of ornamenting solid finger-rings, which consists in inlaying a strip for the exterior of the ring,

and applying to the same, by soldering, a separate back of plain solid gold, the said strip being bent to form a ring, substantially as described.

2. As a new article of manufacture, a solid finger-ring made in two circumferential pieces, having the outer piece cut through and inlaid, and having an inner piece or backing soldered to the same, and made of the same quality and color of metal as the groundwork of the outer piece, as set forth.

WILLIAM RIKER.

Witnesses:

CHAS. A. PETTIT,
SOLON C. KEMON.