

A. L. THURSTON.
Coin Pocket-Book.

No. 202,486.

Patented April 16, 1878.

Fig. 1

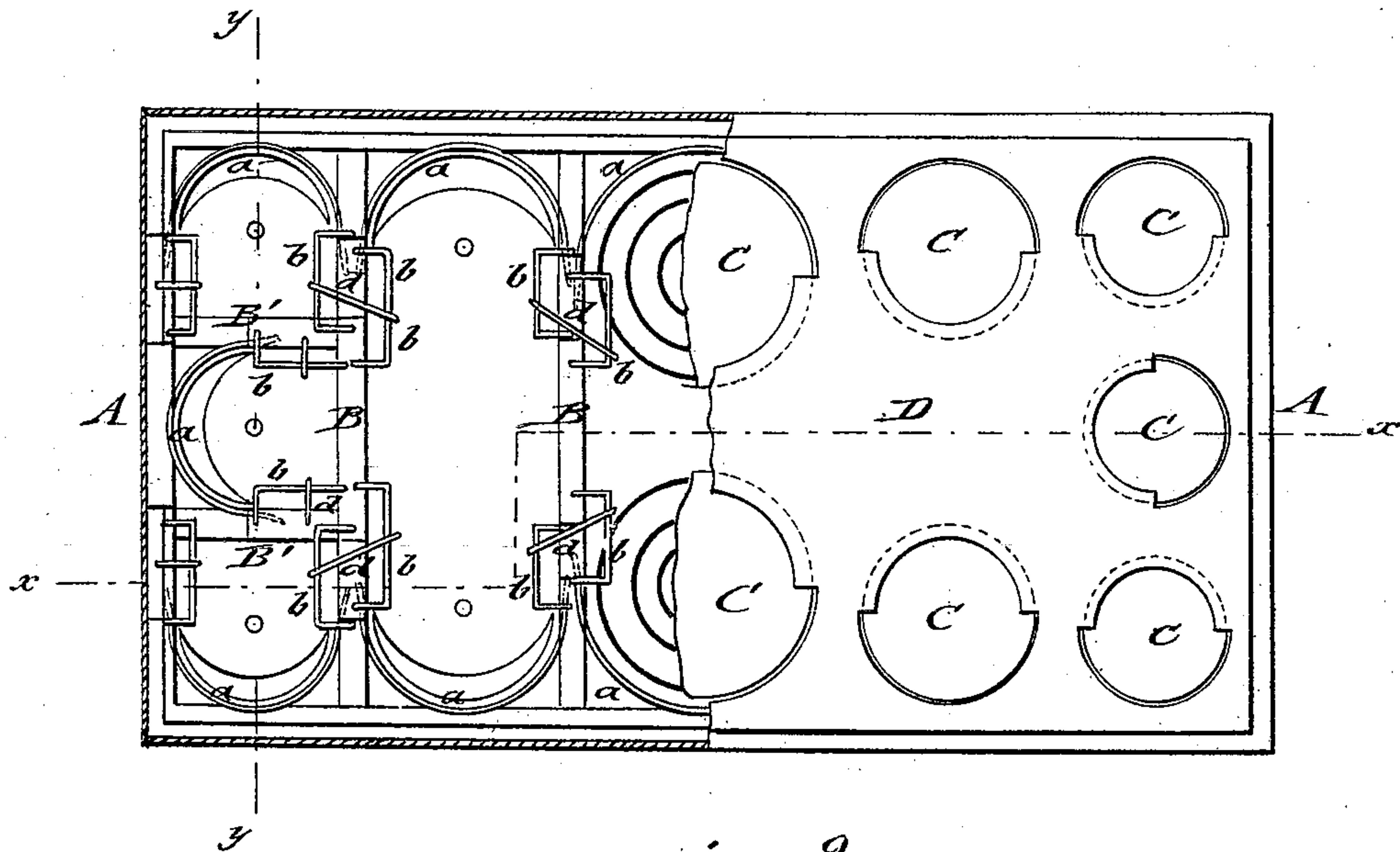


Fig. 2

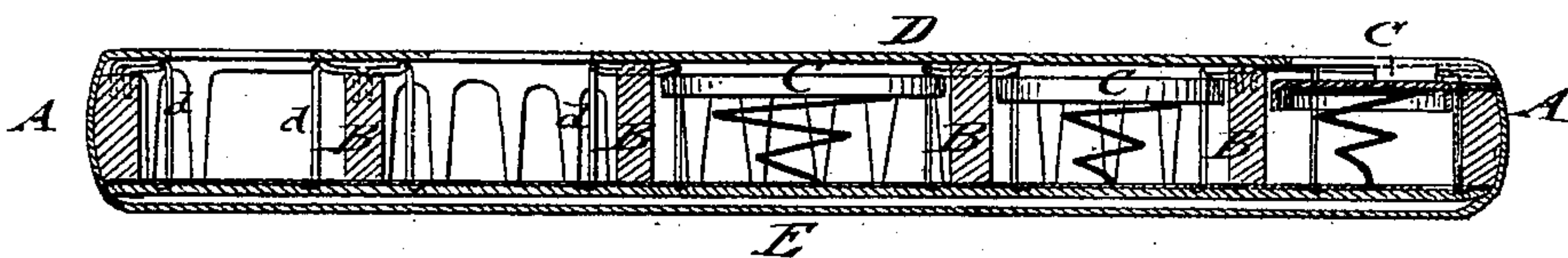
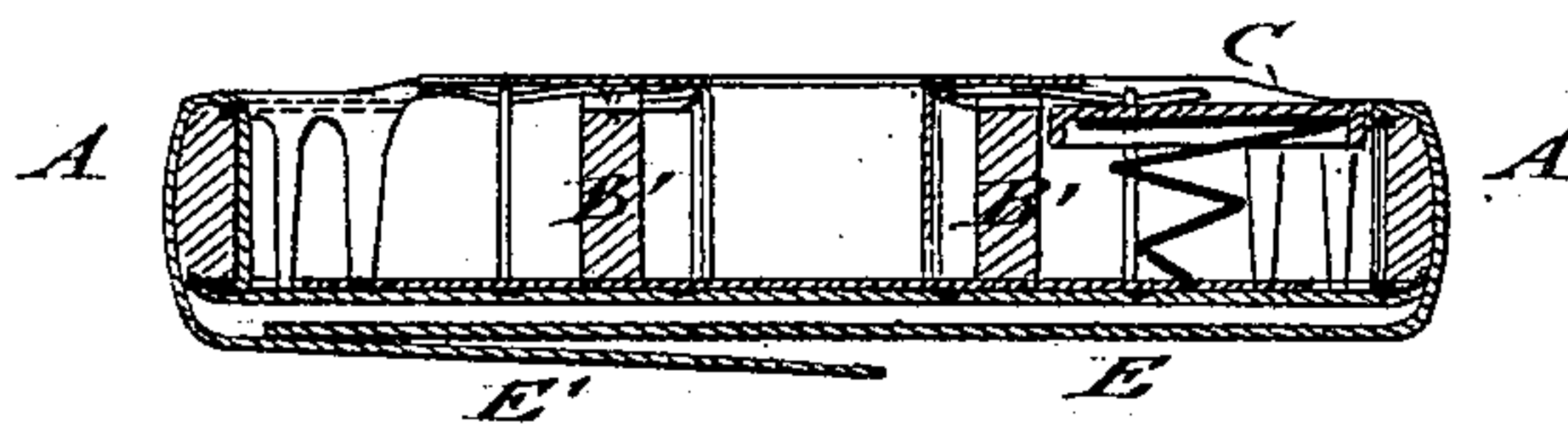


Fig. 3



WITNESSES:

C. Nerva
C. Sedgwick

INVENTOR:

A. L. Thurston

BY

Munn & Co

ATTORNEYS.

UNITED STATES PATENT OFFICE.

ALLFO L. THURSTON, OF WEST SALEM, WISCONSIN.

IMPROVEMENT IN COIN POCKET-BOOKS.

Specification forming part of Letters Patent No. 202,486, dated April 16, 1878; application filed February 5, 1878.

To all whom it may concern:

Be it known that I, ALLFO L. THURSTON, of West Salem, in the county of La Crosse and State of Wisconsin, have invented a new and Improved Coin Pocket-Book, of which the following is a specification:

In the accompanying drawing, Figure 1 represents a top view of my coin pocket-book, with parts broken off to show construction below; and Figs. 2 and 3 are vertical, longitudinal, and transverse sections of the same, respectively, on lines *x x* and *y y*, Fig 1.

Similar letters of reference indicate corresponding parts.

This invention relates to an improved coin pocket-book, in which coins of different denominations may be stored and retained in convenient manner, they being readily inserted and removed, the device being of compact shape and convenient in use.

The invention consists of a coin pocket-book formed of a flat frame having recesses corresponding to the different denominations of coin, and spring-cushioned caps moving therein and working in connection with catches that retain the coins at one side, but allow them to be slipped out easily at the opposite side.

Referring to the drawings, A represents an oblong frame, which is made of hard wood and suitable thickness, and divided by lateral division-strips B into sections of greater or less width. The corners of the frame A are preferably rounded off, and the outer edges beveled, so as to be conveniently carried in the pocket.

The bottom of the frame A is covered with tin, and the cross-strips mortised into the sides of the frame. The end sections formed by the strips are again divided by two strips, B', into smaller compartments, for the smaller denominations of coin, the larger coins being preferably arranged at the center of the frame. Semicircular wires *a* are clinched into the division-pieces, so as to be tangential, at a point midway between the clinched ends, to the sides of the frame A. These wires are made slightly larger than the coins which are to be fitted into the recesses to be formed thereby. A leather covering is then stretched over the wires and glued to the bottom of the compartments, under the tin covering.

In place of the division-pieces and semicircular wires, socket recesses or indentations that correspond to the number of coins, but are slightly larger than the different coins, are cut into the solid piece of wood, and the whole then covered with leather.

At the inside of the coin-recesses are arranged catch-wires *b*, which are strengthened by cross-wires *d*, driven down into the bottom of the recesses. The catch-wires project over the inner half of the circumference of the coins, and retain them in connection with spring-cushioned caps C, that are arranged in each recess. The spiral cushioned springs of the caps are attached to the bottom of the recesses. The catches are covered by a leather facing, D, that is cut to correspond with the recesses for the coins, the coins being readily inserted by depressing the cap and pushing the coins under the retaining catch-wires until the recess is filled with coin.

For taking out a coin, the coins and cap are slightly depressed by the finger, and the coin then slipped out by moving it toward the outer open part of the recess.

At the opposite side of the coin-tray is arranged a leather pocket, E, with closing-flap E', for bank-notes and currency.

The whole device furnishes thus a convenient coin-tray for pocket use, by which change may be made in convenient manner and without loss of time.

Having thus described my invention, I claim as new and desire to secure by Letters Patent—

1. A coin pocket-book made of a frame or tray having recesses of different sizes for the various denominations of coins, spring-acted caps, and retaining catch-wires projecting at one part of the circumference of the recesses, substantially as and for the purpose set forth.

2. The combination of the recessed coin frame or tray, having spring-cushioned caps in the recesses, and retaining catch-wires, with a bank-note pocket and closing-flap at the opposite side of the frame, substantially as and for the purpose specified.

ALLFO L. THURSTON.

Witnesses:

M. C. CRONK,
GEO. CHASE.