

D. L. STILES.  
Stove Door and Window.

No. 202,296.

Patented April 9, 1878.

Fig. 1.

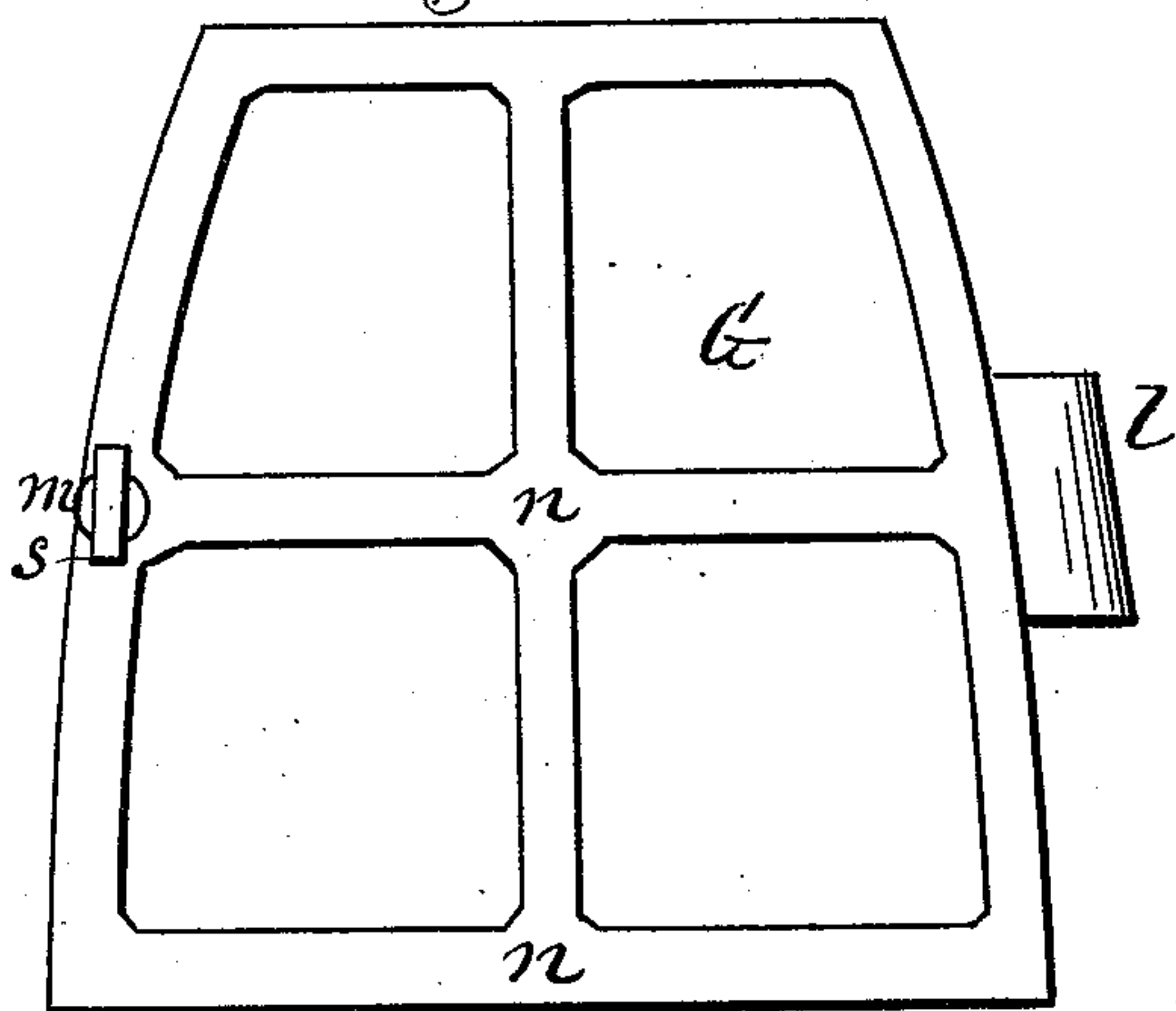


Fig. 2.

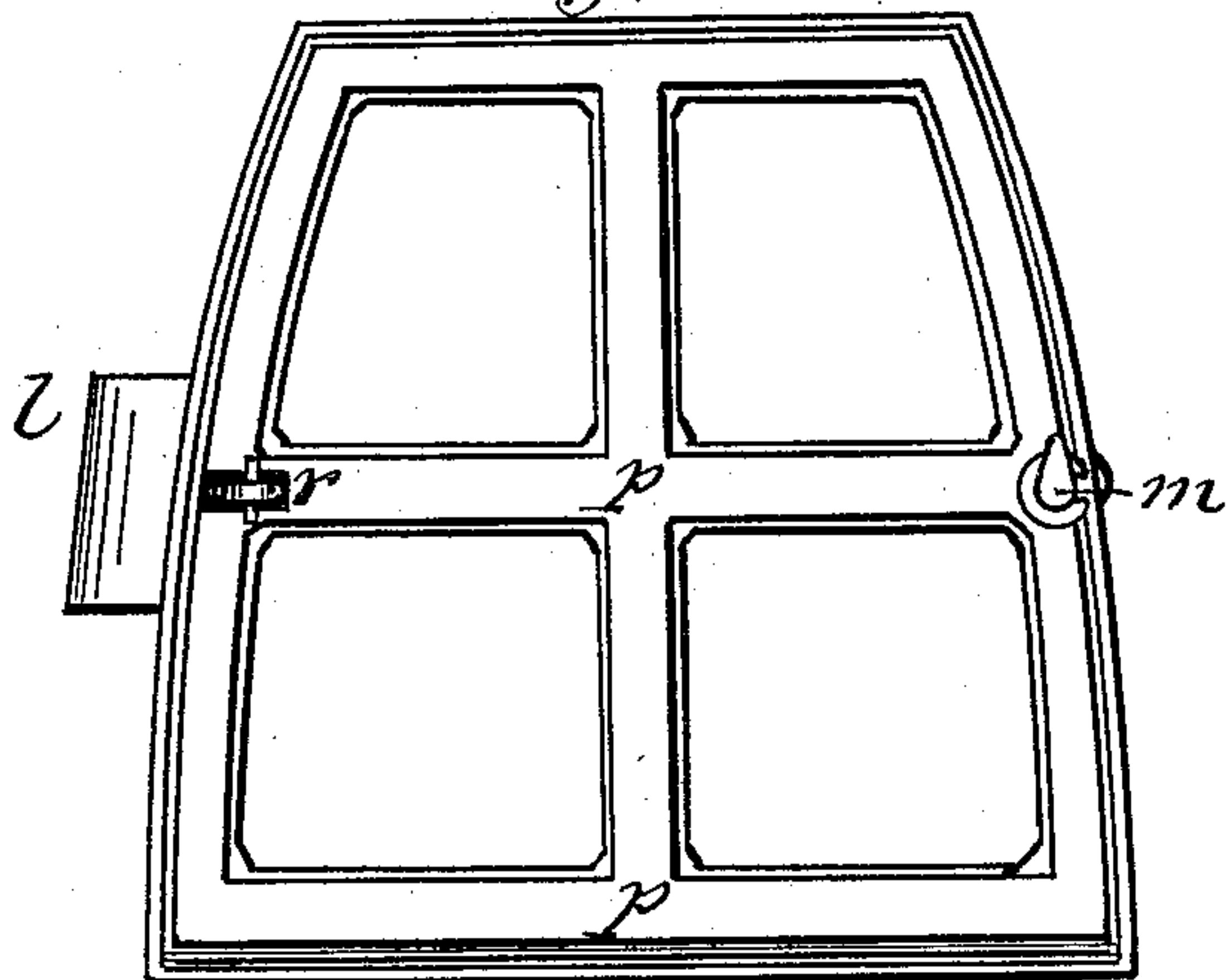


Fig. 4.

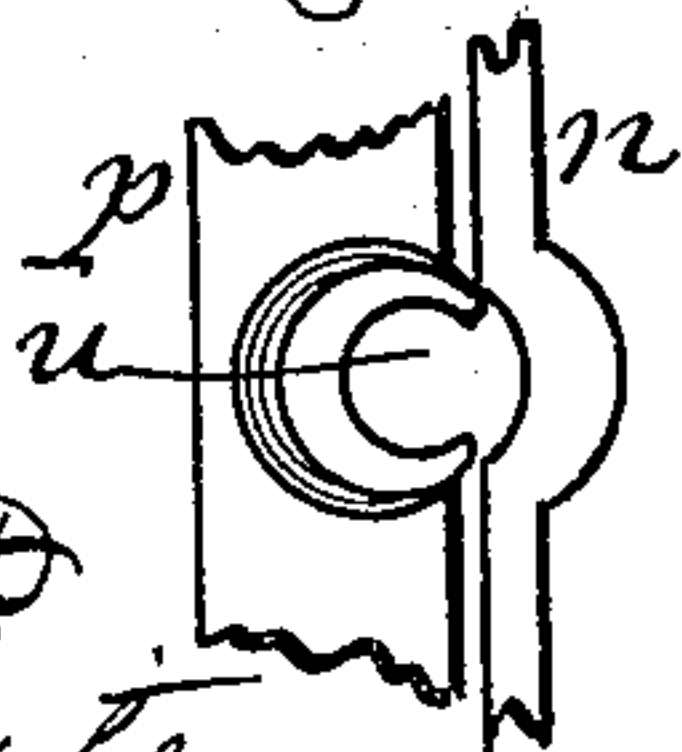



Fig. 5.



Attest.  
Edwin Scott  
R. E. White

Inventor.  
David L. Stiles.  
By R. F. Osgood,  
Atty.

# UNITED STATES PATENT OFFICE.

DAVID L. STILES, OF ROCHESTER, NEW YORK.

## IMPROVEMENT IN STOVE DOORS AND WINDOWS.

Specification forming part of Letters Patent No. 202,296, dated April 9, 1878; application filed March 20, 1878.

*To all whom it may concern:*

Be it known that I, DAVID L. STILES, of the city of Rochester, in the county of Monroe and State of New York, have invented a certain new and useful Improvement in Stove Doors and Windows; and I do hereby declare that the following is a full, clear, and exact description of the construction and operation of the same, reference being had to the accompanying drawing, in which—

Figure 1 is a front elevation of a stove-door, showing my improvement. Fig. 2 is a rear or inner elevation of the same. Fig. 3 is a horizontal section. Figs. 4 and 5 are detail views.

My improvement relates to those doors and windows in parlor-stoves which open upon hinges and in which mica lights are used. In such stoves an inner lining or thickness is employed to clamp the lights in place, and at the swinging end of the door or window a turning button or key is employed for locking the door or window to the jamb when closed. In such case the button or key has usually been made a fixture with the door, being in some cases made in two or more parts, for the purpose of being inserted in the door.

My invention consists in the combination of the mica lining and the key, in such a manner, as hereinafter described, that the lining serves to hold the key in place.

G is one of the mica doors or windows, of which several are used in a stove. These doors are hung on hinges *l l*, so as to swing open, and are provided at the opposite end with a turning button or key, *m*, securing the door to the jamb. Each door consists of an exterior frame, *n*, and an interior lining, *p*, between which the mica lights are clamped and held in position. The lining is secured to the exterior frame by lugs *r r* at each end, which project from the frame through slots of the lining, and are provided with pins.

At the end of the door where the button or key is located the end of the mica lining is provided with a seat, *u*, by which the said button or key is held in place. The key is

constructed with the usual external thumb-piece *s*, by which it is operated. It also has a shaft, *t*, passing through the door, and on the inner end a bit, *w*, which is elongated to form the button, which strikes behind the jamb to hold the door in place. At the inner or back end of the bit is a flange, *v*, which projects over the seat of the mica lining.

The face of the seat *u* is plane and flat and rests under the bit of the key, and at its outer edge it is made open, as shown in Fig. 4.

The key is first passed through the hole in the outer frame of the door. The mica lining is then inserted in place by passing the slotted seat *u* under the flange *v* of the key, then passing the slots of the lining over the lugs *r r* of the frame, and inserting the pins therein. This makes the lining a fixture of the door. In this condition the key is held firmly in place by reason of the seat *u* resting under its bit, and is as securely attached as the ordinary keys in stoves. It can be removed at any time by simply removing the lining. It obviates the necessity of making the key in two parts and riveting them together, and enables the key to be inserted or removed at any time.

The seat *u* of the lining may be made of other forms than that shown, and still perform the same office of holding the key in place, and permitting its ready insertion and removal.

What I claim herein as new is—

The combination, in a stove door or window, of the seat *u* of the mica lining *p* with the bit *w* of the key *m*, whereby said key is seated and held in position, said key being removable by removing the lining, as herein shown and described.

In witness whereof I have hereunto signed my name in the presence of two subscribing witnesses.

DAVID L. STILES.

Witnesses:

R. F. OSGOOD,  
CHAUNCEY NASH.