

J. MYERS.
Weight for Horseshoes.

No. 201,937.

Patented April 2, 1878.

FIG. 1.

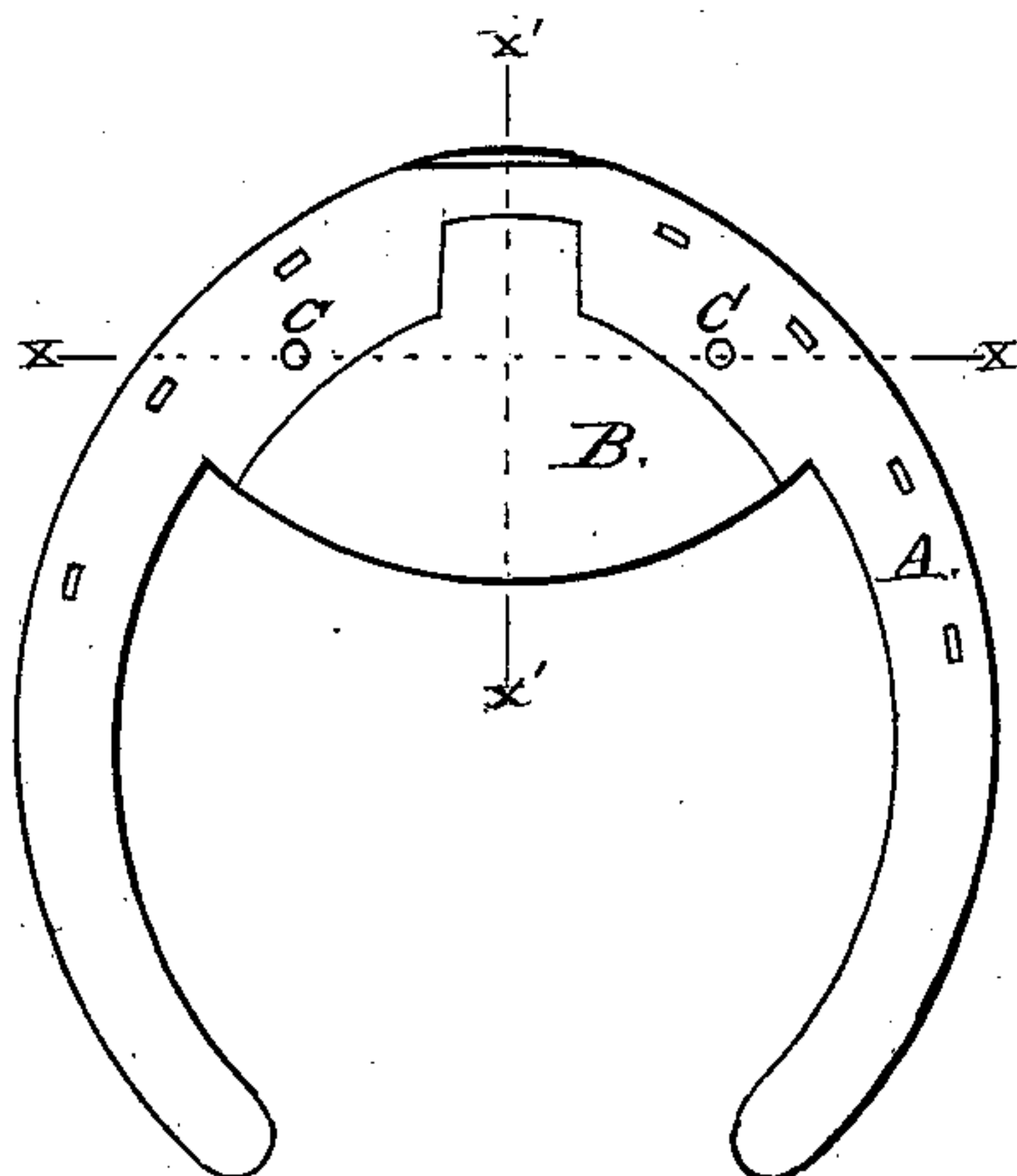


FIG. 2.

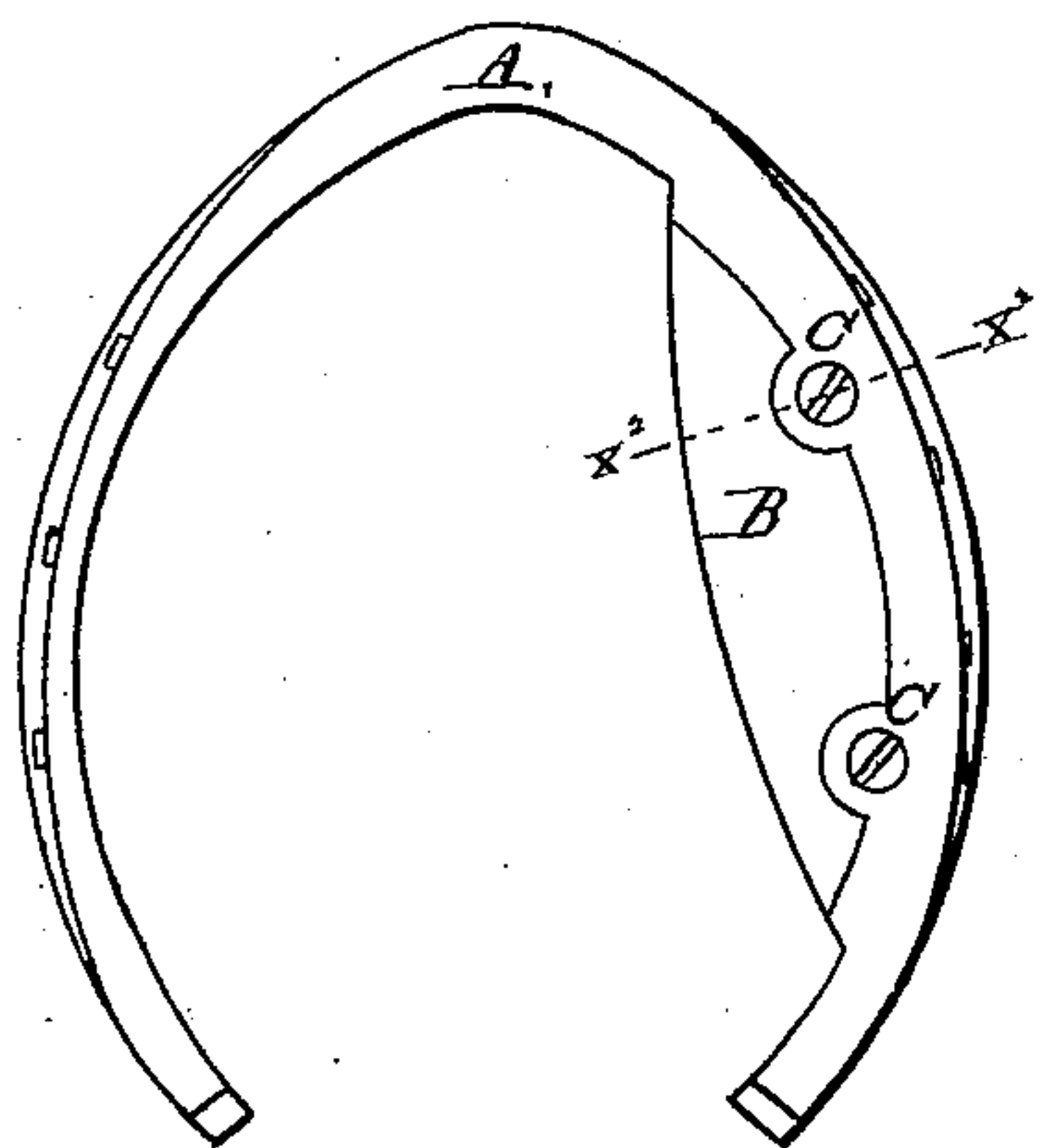


FIG. 3.




FIG. 4.

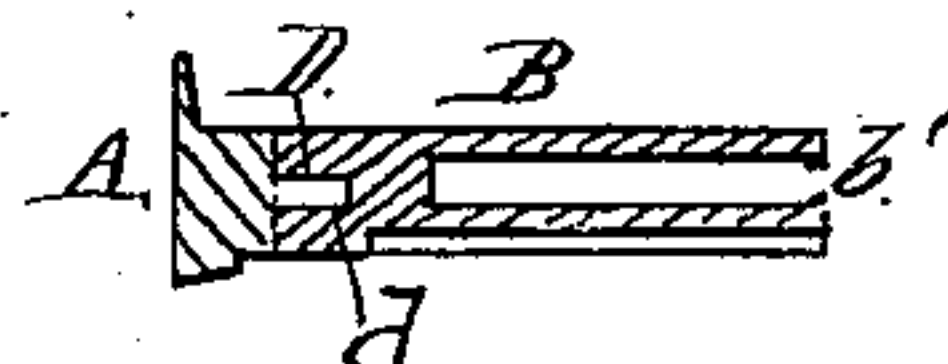
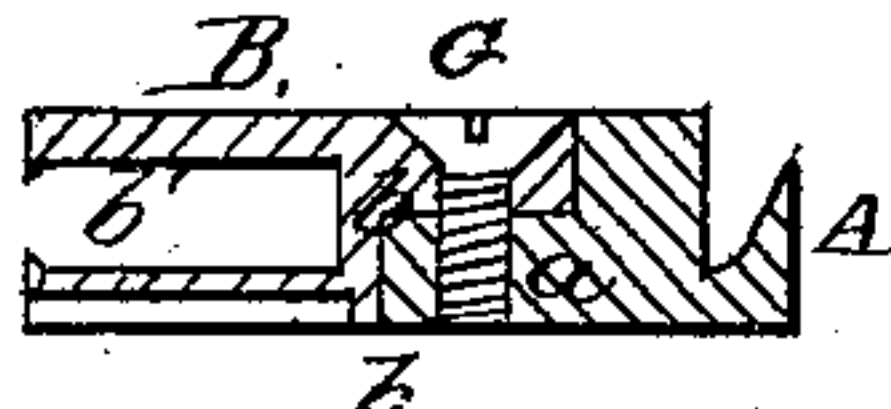


FIG. 5.



WITNESSES:
Geo. H. Knight.
Chas. J. Gooch

INVENTOR:
John Myers
By Knight & Bro.
Atty.

UNITED STATES PATENT OFFICE.

JOHN MYERS, OF ST. LOUIS, MISSOURI.

IMPROVEMENT IN WEIGHTS FOR HORSESHOES.

Specification forming part of Letters Patent No. **201,937**, dated April 2, 1878; application filed February 11, 1878.

To all whom it may concern:

Be it known that I, JOHN MYERS, of the city of St. Louis and State of Missouri, have invented a certain new and useful Improvement in Detachable Weights for Horseshoes, of which the following is a full, clear, and exact description, reference being had to the accompanying drawings, forming part of this specification.

My improvement consists in combining, with a horseshoe constructed with lugs and dowel-pin, a recessed or hollow weight having rabbeted recesses, and a hole for the reception of the lugs and pin, respectively, the shoe and weight being secured together by screws.

In the drawings, Figure 1 is a top view of a fore shoe with my improvement attached thereto. Fig. 2 is an under view of a hind shoe. Fig. 3 is a section at $x x$. Fig. 4 is a section at $x^1 x^1$. Fig. 5 is a section at $x^2 x^2$, enlarged.

The shoe A has upon the inner side lugs a , which enter rabbeted recesses b in the weight block or plate B. The weight B is secured to the shoe by lug-screws C, which screw into the weight and lugs a . D is a dowel-pin, which is fast in the shoe, and which extends into a hole, d , in the weight B, to form an additional means of attachment.

In Fig. 1 the weight B is placed at the toe, as is usually required upon the fore shoe, while in Fig. 2 the weight is upon the side, as

required generally upon the hind shoe. The weight is removable, to allow those of various sizes to be used, as the case may require.

As a means of changing the weight, I provide a recess, b' , into which some heavy and easily fusible metal may be poured, more or less, as may be required.

I do not confine myself to the manner shown for attaching the weight to the shoe, for this may be done in a number of ways; but I show the way I practice and prefer.

The improvement is to take the place of the weight which is now commonly strapped to the foot, and it will be readily understood that, besides avoiding the slovenly appearance of that appendage, it is also much safer to the animal, and not liable to chafe or become detached.

I claim—

1. The combination of a horseshoe, A, constructed with lugs $a a$ and dowel-pin D, and the weight B, constructed with rabbeted recesses $b b$, recess or hollow b' , and a hole, d , for said dowel-pin, the whole secured together by screws C C, as and for the purpose set forth.

2. The horseshoe-weight B, constructed with a recess, b' , adapted to receive fusible metal, as and for the purpose set forth.

JOHN MYERS.

In presence of—

SAML. KNIGHT,
GEO. H. KNIGHT.