

W. H. DEALY.
Show Case.

No. 201,756.

Patented March 26, 1878.

FIG. 1.

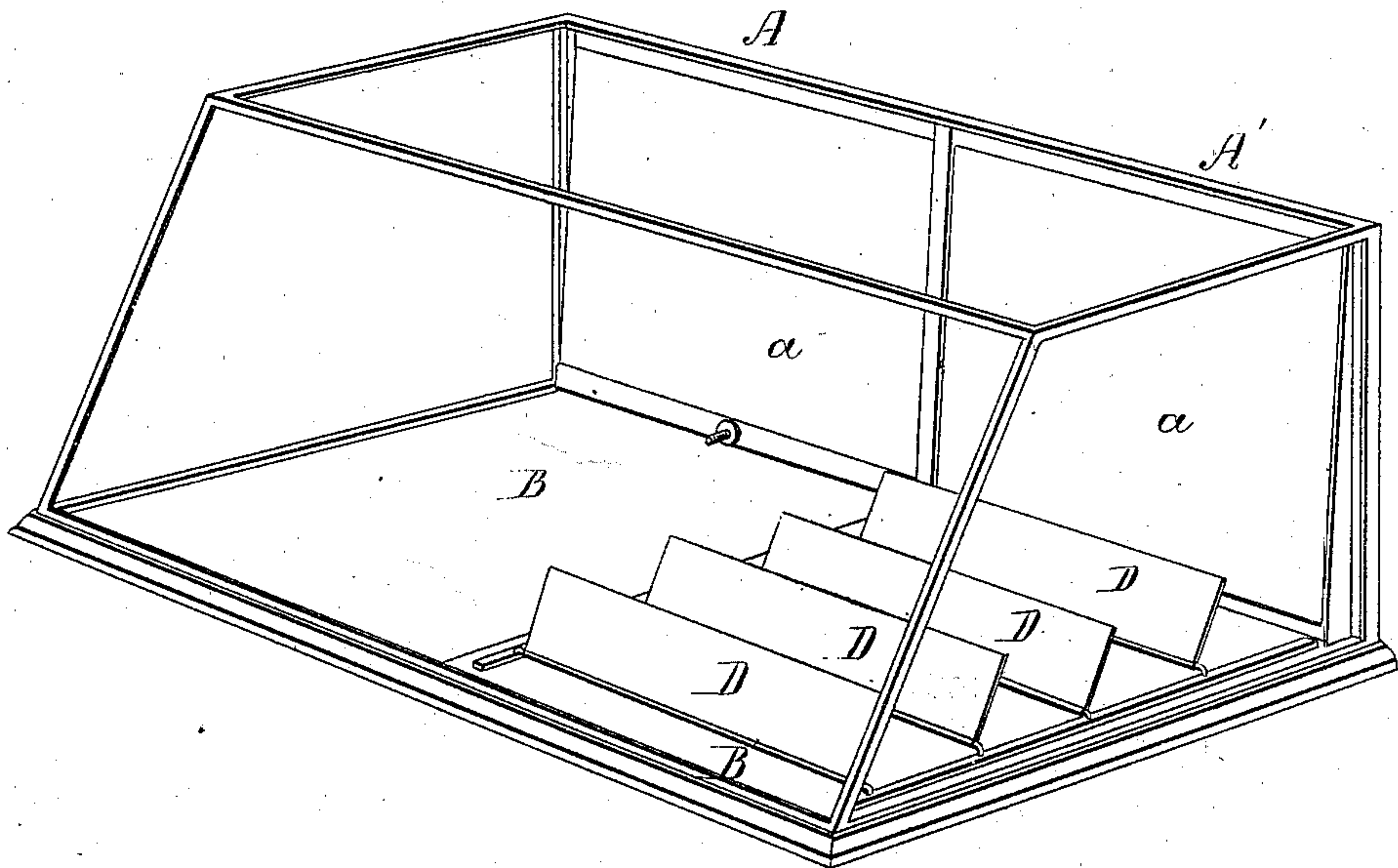


FIG. 2.

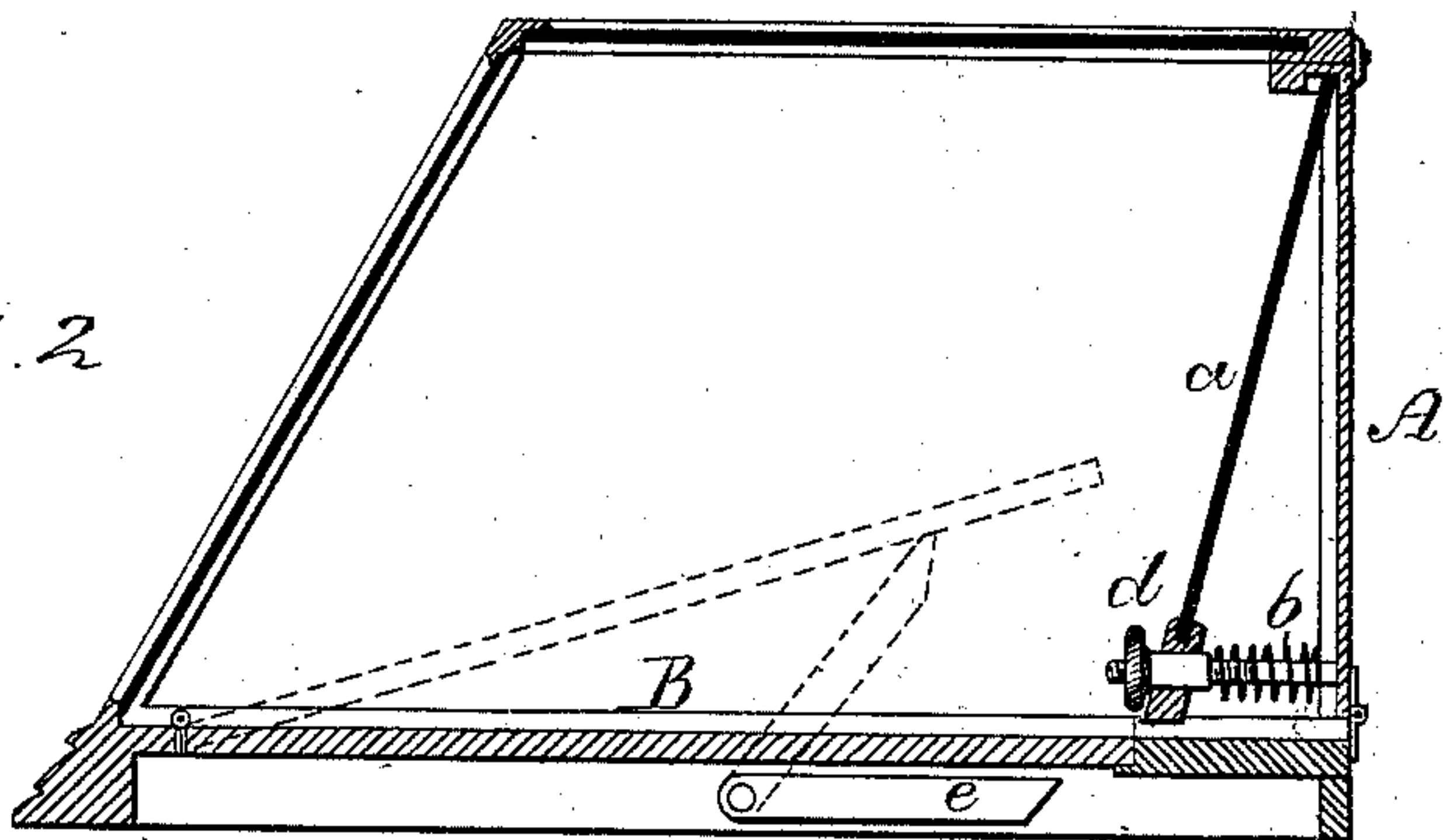
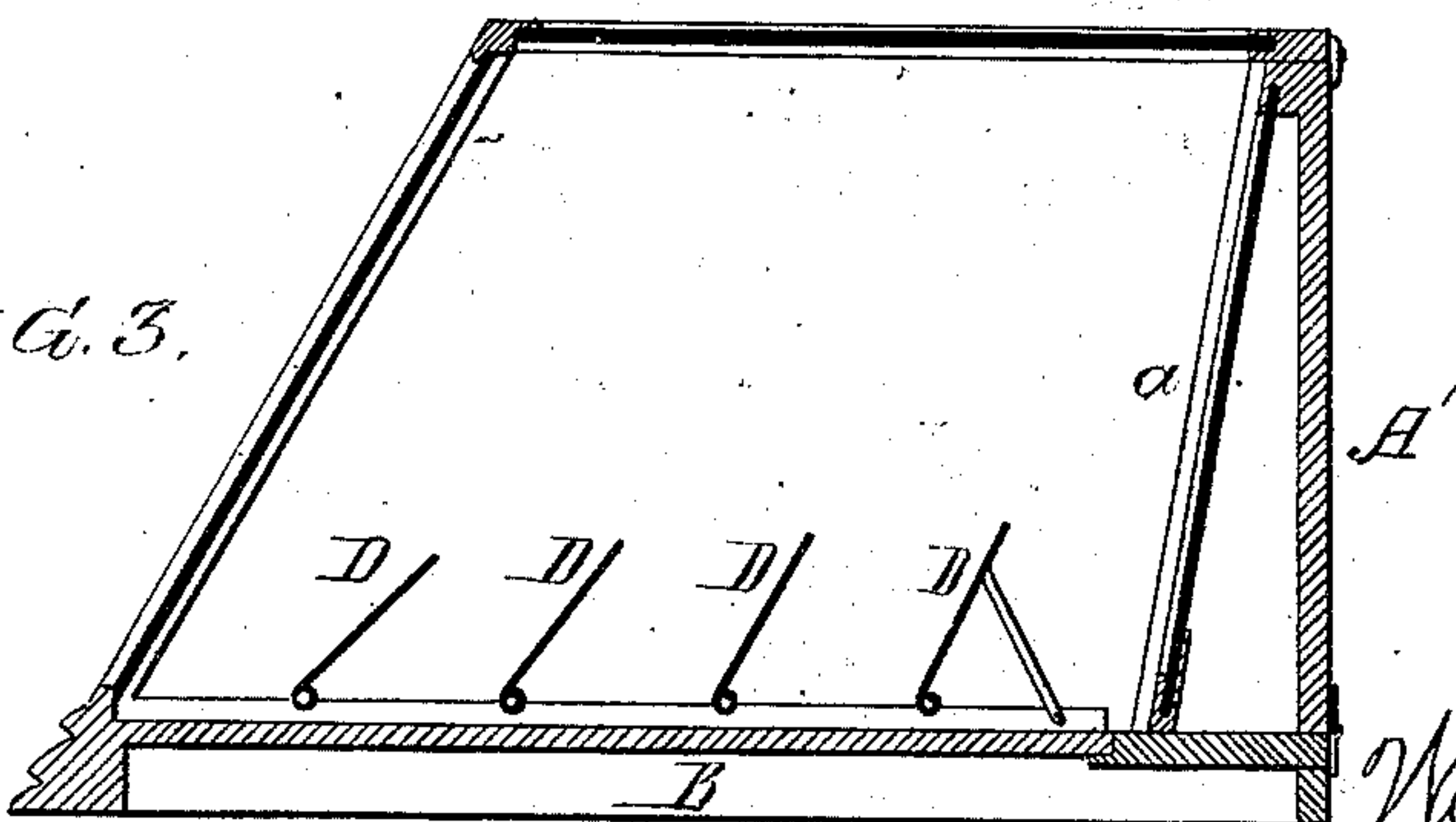


FIG. 3.



Witnesses,

Thomas M. Hogan
Harry Smith

Inventor,

William H. Dealy
by his Attorneys
Horsman and Son

UNITED STATES PATENT OFFICE.

WILLIAM H. DEALY, OF PHILADELPHIA, PENNSYLVANIA, ASSIGNOR TO
WILLIAM H. GROVE, OF SAME PLACE.

IMPROVEMENT IN SHOW-CASES.

Specification forming part of Letters Patent No. **201,756**, dated March 26, 1878; application filed
February 23, 1878.

To all whom it may concern:

Be it known that I, WILLIAM H. DEALY, of Philadelphia, Pennsylvania, have invented a new and useful Improvement in Show-Cases, of which the following is a specification:

The object of my invention is to so construct a show-case as to provide for the thorough and attractive display of the contents, an object which I attain in the following manner, reference being had to the accompanying drawing, in which—

Figure 1 is a perspective view of a show-case embodying my improvements, and Figs. 2 and 3 transverse sections of the same.

The case consists of a skeleton frame-work, glazed, as usual, and having at the back two doors, A A', hinged at the bottom, and provided at the top with suitable catches.

Each of these doors has on the inside a mirror, *a*, inclined in respect to the body of the door, the mirror of the door A' in the present instance being fixed, while that of the door A is pivoted at the top, and is rendered adjustable at the bottom by means of a spring, *b*, and a nut, *d*, adapted to a threaded stem projecting from the door.

The bottom of the case is, in the present instance, divided into sections B and B', the section B being pivoted at the front end, so as to be adjusted, as shown by dotted lines, the bottom being retained in the inclined position by means of a strip, *e*, pivoted to the base of the case, and adapted, at the upper end, to notches in the under side of the bottom B. The strip *e*, however, is not essential, as other devices for holding the bottom in position after adjustment will readily suggest themselves.

The section B' of the bottom of the case carries a series of hinged strips, D—four in the present instance—these strips fitting so closely to the rods to which they are hung or being provided with such supports that they will be retained in any position to which they are adjusted.

The section B' of the bottom of the case is in the present instance fixed; but it may, if desired, be hinged in the same manner as the section B, and the strips D may be provided

with mirrors, or may be fixed in position, instead of being adjustable.

By the use of doors A A' with inclined mirrors on the inside, I gain all the advantages of an inclined-back show-case, so far as attractive appearance is concerned, without incurring the objection of inconvenience which attaches to a show-case of this character, while the adjustable bottom B and strips D permit a much more thorough and attractive display of the contents of the case than is possible with a flat-bottomed case.

It is not absolutely necessary that the construction described and shown in Fig. 1 should be adopted in every case, as any number of doors may be used, and these doors may be fitted with either fixed or adjustable mirrors, while the bottom may be made either in a single piece or in any number of sections, which may all, if desired, be similar either to the section B or to the section B' of the show-case which I have illustrated and described.

Without, therefore, confining myself to the precise construction and relation of parts shown, and without at the same time claiming broadly a show-case presenting an inclined rear surface,

I claim as my invention—

1. A show-case door having on the inside a mirror inclined in respect to the outer face of the door, as set forth.

2. A door for show-cases having on the inside a mirror rendered adjustable at the lower end, substantially as set forth.

3. A show-case having a bottom pivoted at the front end, and combined with devices for sustaining it in an inclined position, substantially as described.

4. A show-case the bottom of which is provided with one or more slats, D, substantially as specified.

In testimony whereof I have signed my name to this specification in the presence of two subscribing witnesses.

WILLIAM H. DEALY.

Witnesses:

HARRY A. CRAWFORD,
HARRY SMITH.

750 words