

P. FINDERS.
Window Screen.

No. 201,512.

Patented March 19, 1878.

Fig. 1.

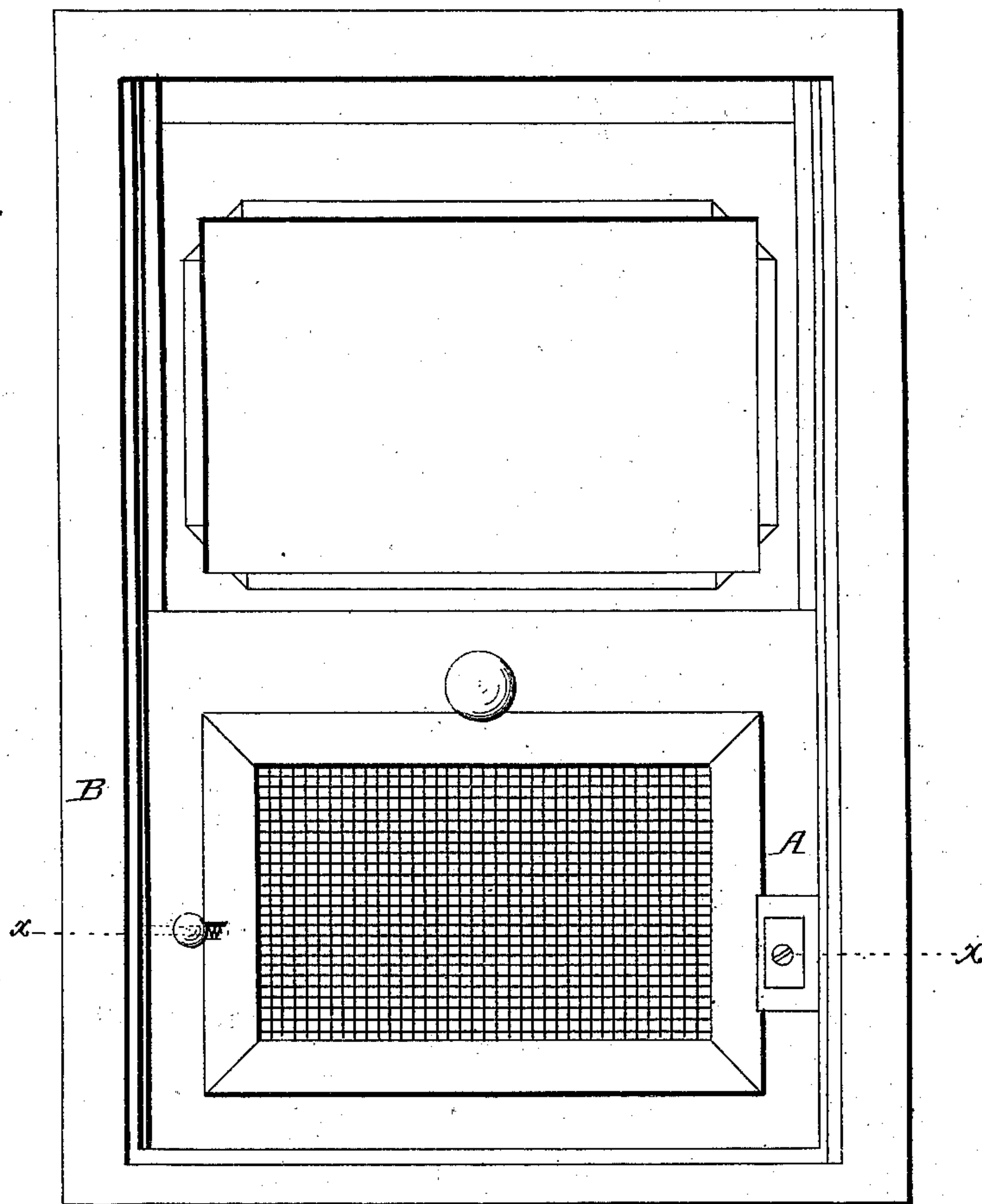


Fig. 2.

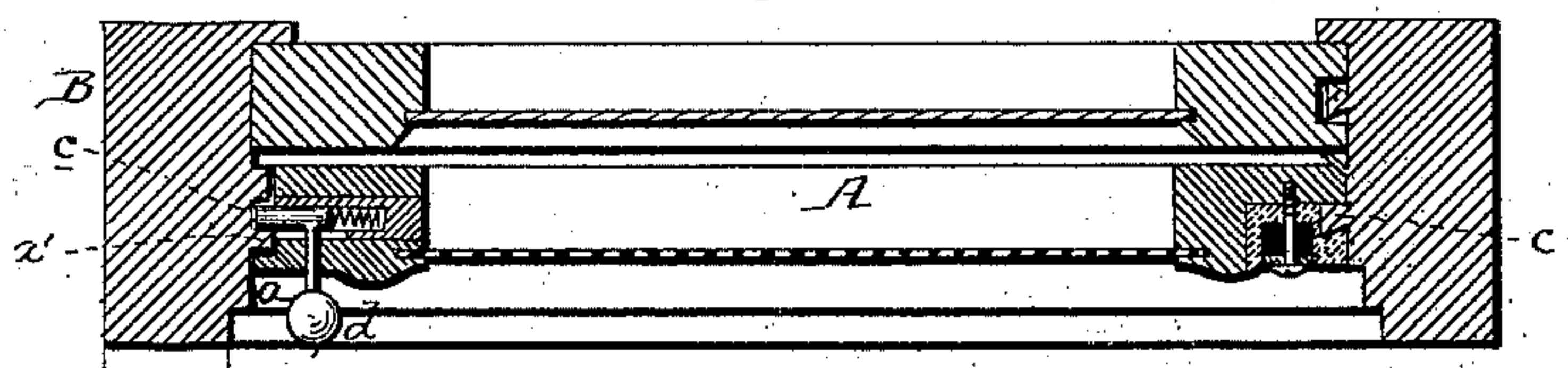
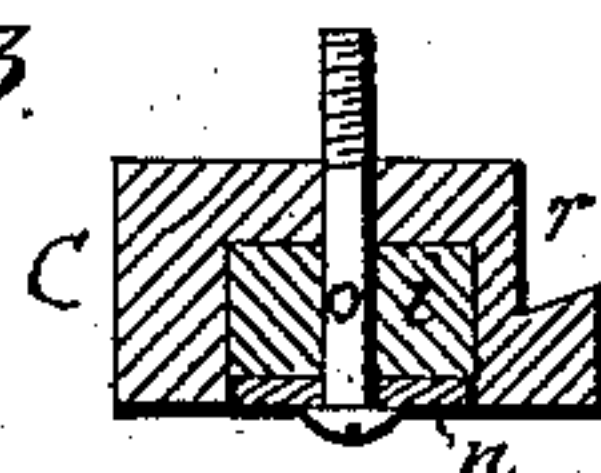


Fig. 3.



Attest:

Fred Benjamin
Howard. Develly

Inventor
Peter Finders
By his attorney
O. Drake

UNITED STATES PATENT OFFICE.

PETER FINDERS, OF NEWARK, NEW JERSEY.

IMPROVEMENT IN WINDOW-SCREENS.

Specification forming part of Letters Patent No. **201,512**, dated March 19, 1878; application filed May 28, 1877.

To all whom it may concern:

Be it known that I, PETER FINDERS, of the city of Newark, in the county of Essex and State of New Jersey, have invented certain new and useful Improvements in Window-Screens, &c.; and I do hereby declare that the following is a full, clear, and exact description thereof, which will enable others skilled in the art to which it appertains to make and use the same, reference being had to the accompanying drawings, and to the letters of reference marked thereon, which form a part of this specification.

This invention relates to certain improvements in the construction of screen-frames and sashes, and in the method of operating the same and securing them in the window-frames; my object being to facilitate the raising and lowering of said frames or sashes, and to dispense with the use of weights and pulleys.

The accompanying drawings illustrate the nature and character of the improvements contemplated in the invention, in which—

Figure 1 is a front elevation of a window provided with a sash and screen embodying my improvements. Fig. 2 is a horizontal cross-section of the same, taken at *x*; and Fig. 3 is a section of the fastening device on the right of Fig. 1, taken through the same line.

Similar letters of reference indicate corresponding parts in the several figures.

In carrying out my invention, it will be observed that one edge of the screen-frame A is rabbeted, leaving a lip, *a*, which fits snugly against a tongue, *a'*, attached to the window-frame B; and that an adjustable pin or bolt, *c*, projects through the stile upon the inner side of said tongue *a'*, thereby preventing the frame from falling out of itself, but admitting of its easy removal by simply moving the bolt back by means of the knob *d*.

I do not here claim the above-described devices, as they will form the subject of a separate application for Letters Patent.

The opposite edge of the frame is grooved to fit over a corresponding tongue, *c'*, the latter being inclined inwardly on the front edge, and is provided with a clamping or locking device, C, which is provided with a recess, *r*, corresponding in size and form to the tongue *c'*, all as shown, and indicated in Figs. 2 and 3.

The locking device is boxed into the stile, as indicated in Figs. 1 and 2, and, when adjusted in the window-frame, fits snugly the tongue *c'*, and, while it will allow the frame to slide freely up and down, will at the same time hold the frame or sash at any given point, as will be obvious.

The clamping-block C is provided with an elastic cushion, *i*, or spring, which, in the present case, is boxed into said block C, and covered with a thin metallic plate or washer, *n*, and the whole secured to the stile by means of a screw, *o*, the object of which is to graduate the pressure of the clamp upon the tongue *c'*, as will be readily understood.

The front edge of the tongue *c'* is recessed at the point *x*, Fig. 1, opposite the clamp C, so as to facilitate the adjusting of the frame, so that the necessity of removing stop-beads or parting-strips in order to remove or adjust a sash is entirely overcome.

Having thus described my invention, what I claim as new, and desire to secure by Letters Patent, is—

The combination, with the screen-frame A, of the block C, having a recess-cushion, *i*, screw *o*, and recess *r*, all adapted to the window-frame and to the rib *c'* thereof, as specified.

In testimony that I claim the foregoing as my own I hereto affix my signature in presence of two witnesses.

PETER FINDERS.

Witnesses:

OLIVER DRAKE,
J. F. INSLEY.