

G. EASTMAN.
Mirror and other Frame.

No. 201,394.

Patented March 19, 1878.

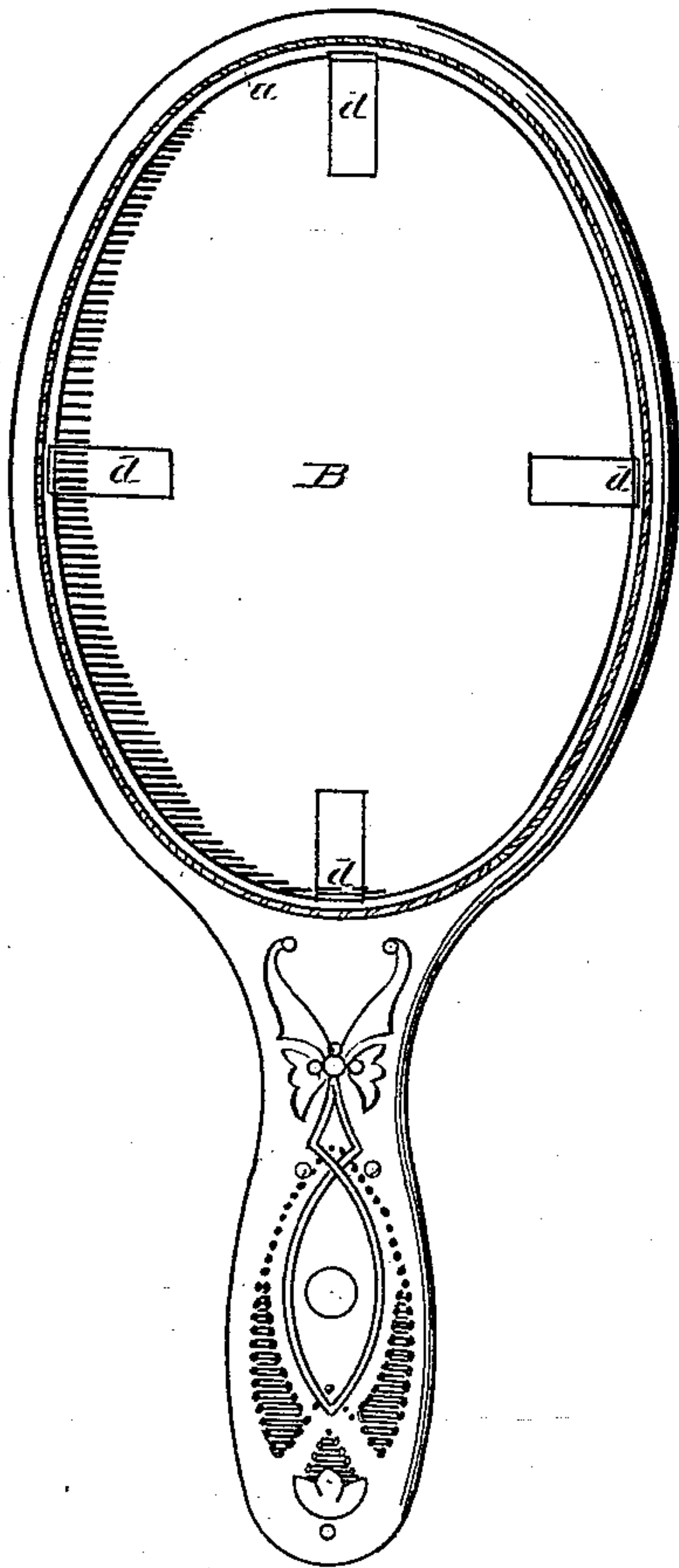


Fig. 1

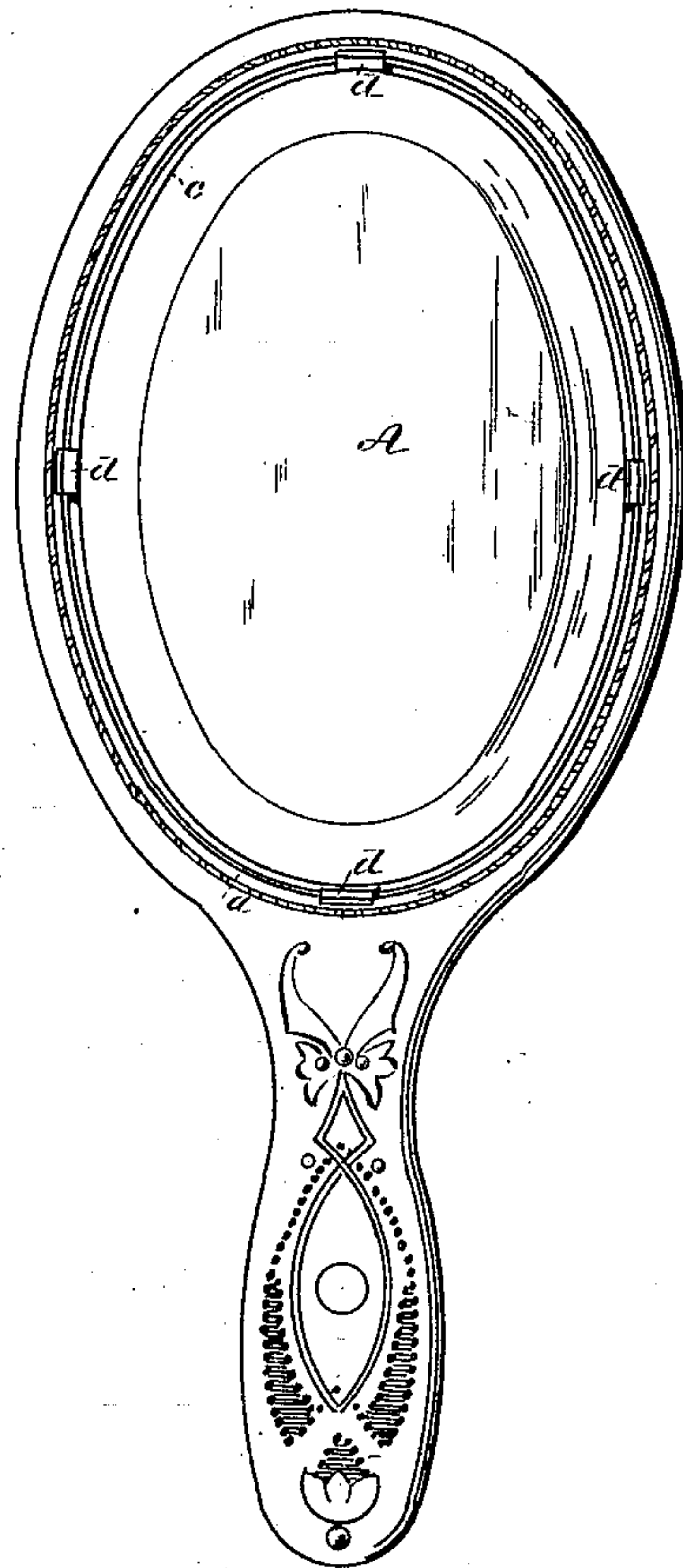


Fig. 2.

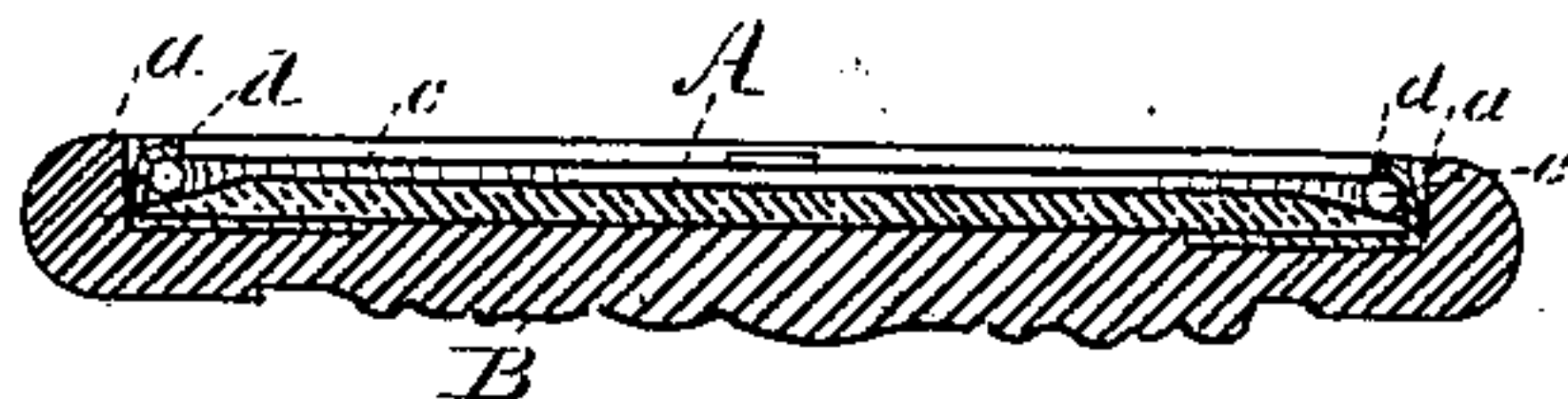


Fig. 3.



Fig. 4.

WITNESSES

F. F. Raymond & Co.
A. J. Oettinger.

INVENTOR

George Eastman

UNITED STATES PATENT OFFICE.

GEORGE EASTMAN, OF NEWTON, MASSACHUSETTS.

IMPROVEMENT IN MIRROR AND OTHER FRAMES.

Specification forming part of Letters Patent No. **201,394**, dated March 19, 1878; application filed February 11, 1878.

To all whom it may concern:

Be it known that I, GEORGE EASTMAN, of Newton, in the county of Middlesex and State of Massachusetts, have invented an Improvement in the Method of Fastening Mirrors and other Articles in Frames, of which the following is a specification:

This invention relates to the following-described means for fastening a mirror or other article to the frame or back supporting it.

In the drawing, Figure 1 is a plan of the frame or back, with the mirror removed, showing metal ties embedded therein. Fig. 2 is a plan of the completed article. Fig. 3 is a cross-section on the line *x x* of Fig. 2, and Fig. 4 illustrates the state of the art.

Heretofore, in hand-mirrors with composition backs and handles, it has been customary to cement a retaining-strip to the wall surrounding the mirror, or to undercut the wall sufficiently to allow a retaining-wire to be inserted therein, and slightly project on the edge of the mirror, to fasten it in the mirror-frame. The wire was sprung into the groove, and retained its place therein without being otherwise secured to it. This last-named construction is shown in Fig. 4, and is quite defective, owing to the liability of the wire to dislodge from a sudden blow.

In my invention the wall *a*, surrounding the mirror *A*, or other article to be framed, is not undercut, and the retaining-wire *c* is rigidly fastened to the back of the frame *B* by the metal ties or clamps *d*, which are fastened in the frame to project sufficiently to clamp

the wire securely in place when bent thereon, as shown.

In mirrors or other frames made of a plastic composition molded to shape, I prefer to fasten the ties or clamps therein by pressure—that is, the clamps are placed in the mold with the formative material, from which the frame is shaped, and by the setting or compression of the composition around them when under pressure are rigidly united thereto; and I prefer to make that portion of the clamp embedded in the frame of such shape that the composition will be locked firmly to them, and perhaps one of the best ways of attaining this result (shown in Fig. 3) is to perforate the clamp, in order that the composition may be compressed therein to rivet it, as it were, to the side or back of the frame, or both, as the case may be.

It is desirable, on some accounts, to make the embedded portion of the clamp of a reasonable length, and to mold it in that part of the frame beneath the mirror.

The advantage of this construction is too manifest to need comment.

I claim and desire to secure by Letters Patent of the United States—

The combination, in a molded mirror-frame or similar article, of the metallic ties *d*, embedded therein, and the retaining-wire *c*, substantially as and for the purpose described.

GEORGE EASTMAN.

Witnesses:

F. F. RAYMOND, 2d,
A. J. OETTINGER.