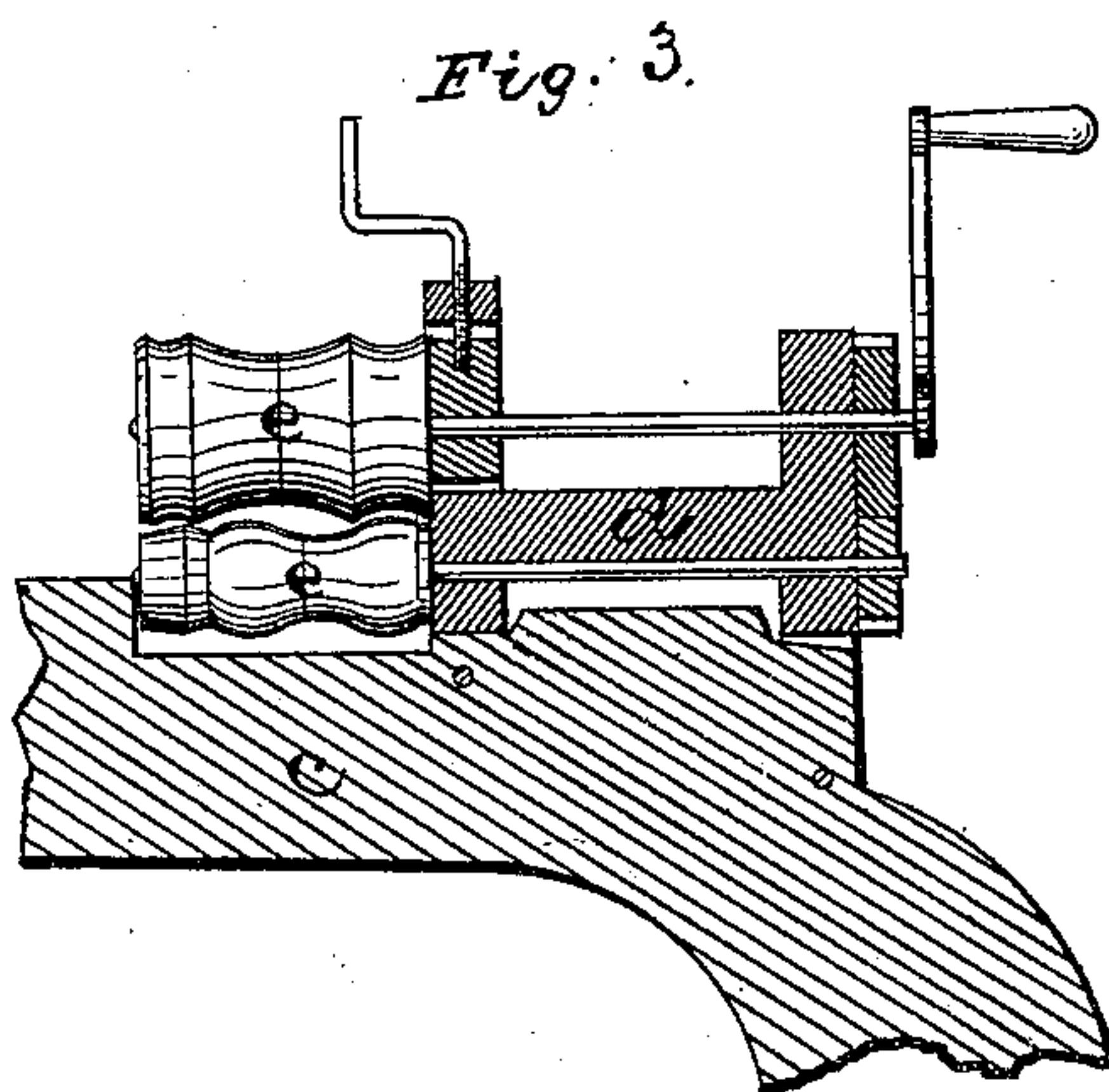
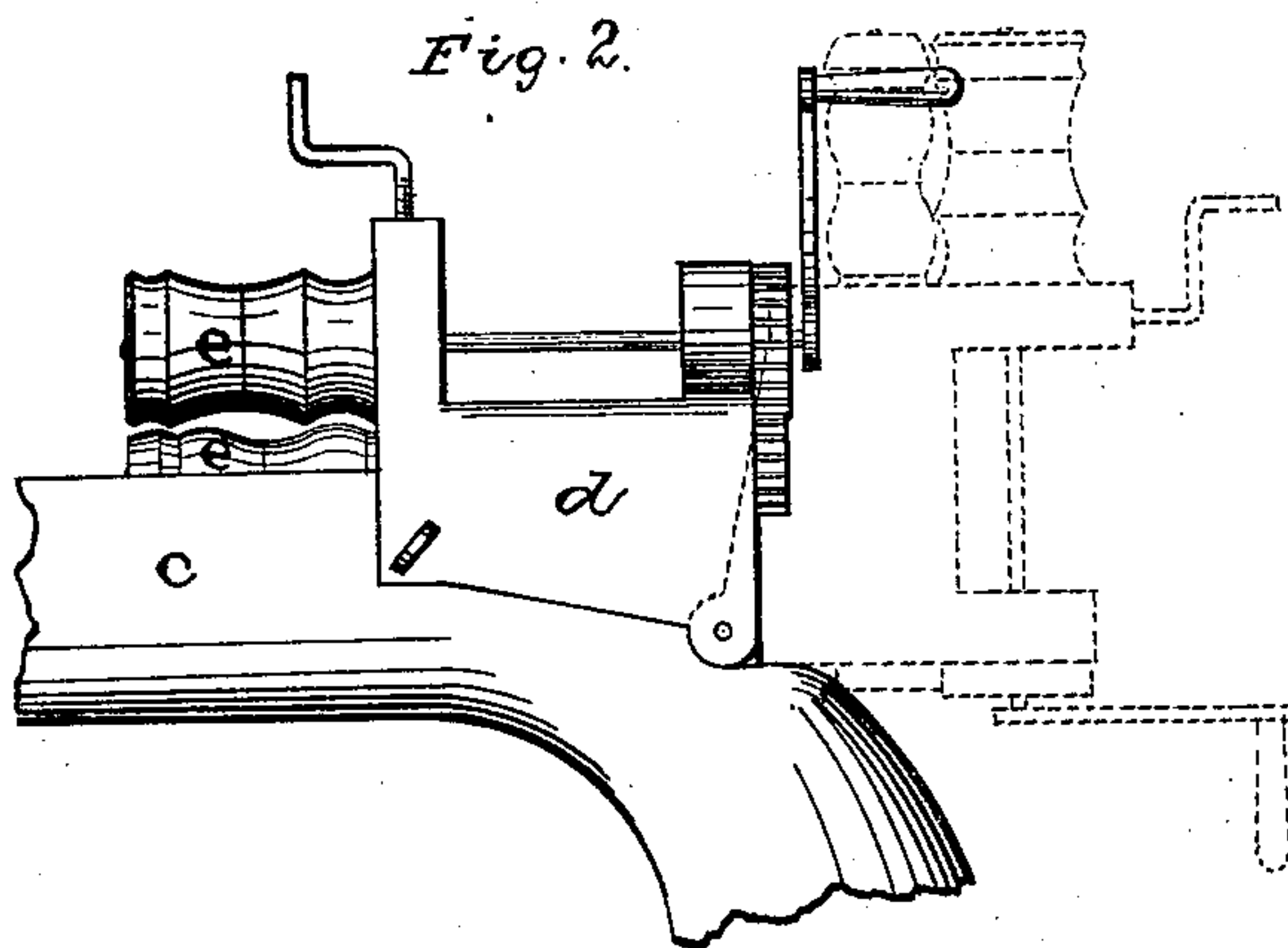
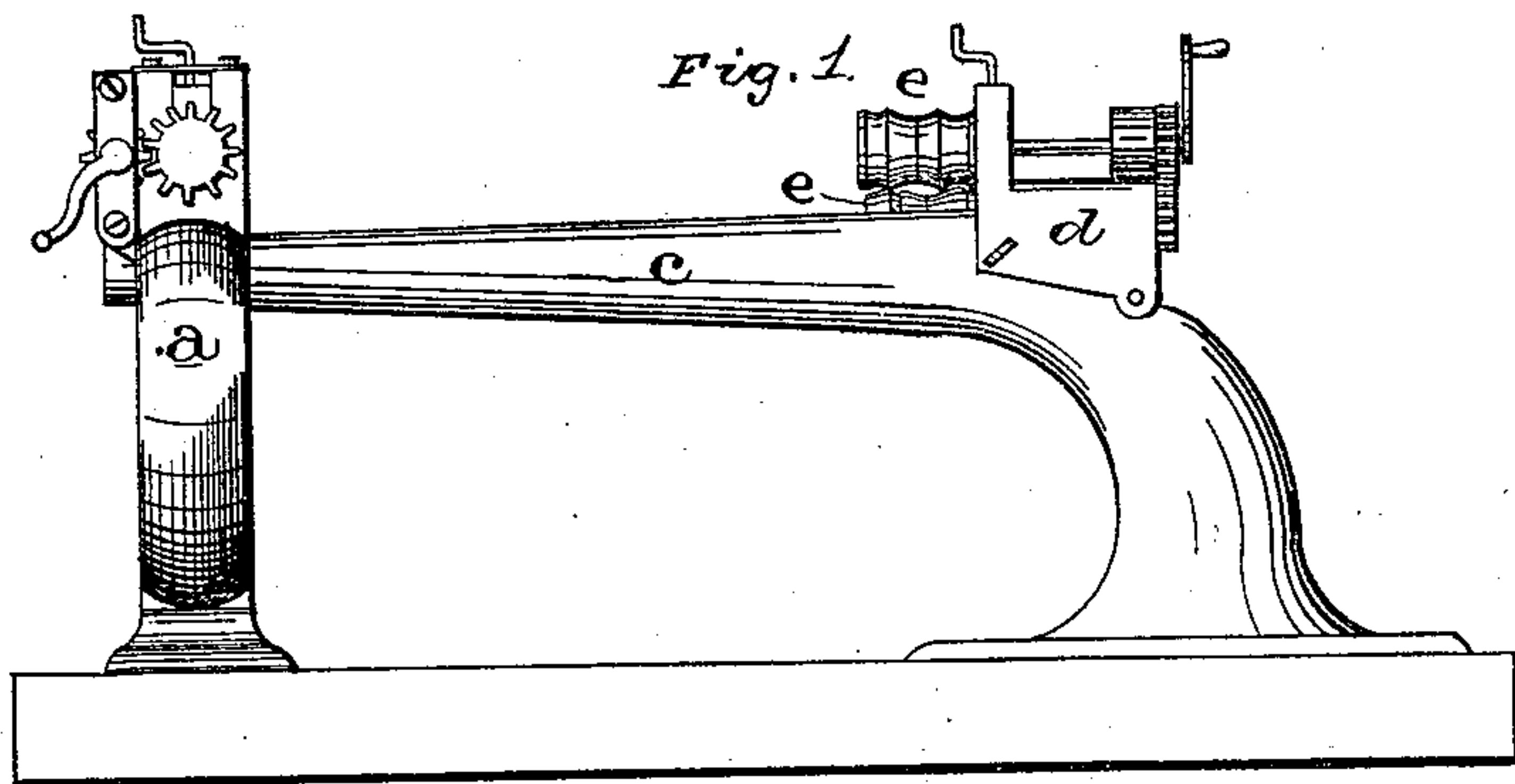


F. M. IRONS.
Machine for Seaming, Grooving, and Beading Metal
Pipes.

No. 201,182.

Patented March 12, 1878.



WITNESSES:

Wm. Garner
H. S. D. Haines

INVENTOR:

F. M. Irons,
per
J. A. Lehmann,
att'y.

UNITED STATES PATENT OFFICE.

FRANK M. IRONS, OF GREENVILLE, MICHIGAN.

IMPROVEMENT IN MACHINES FOR SEAMING, GROOVING, AND BEADING METAL PIPES.

Specification forming part of Letters Patent No. **201,182**, dated March 12, 1878; application filed November 15, 1877.

To all whom it may concern:

Be it known that I, FRANK M. IRONS, of Greenville, in the county of Montcalm and State of Michigan, have invented certain new and useful Improvements in Machines for Grooving Metal Pipes; and I do hereby declare the following to be a full, clear, and exact description of the invention, such as will enable others skilled in the art to which it pertains to make and use it, reference being had to the accompanying drawings, which form part of this specification.

My invention relates to an improvement in machines for grooving metal pipes; and it consists in hinging or pivoting the frame in which the beading and chamfering rollers are secured upon the top of the rear end of the arm or frame over which the pipes are passed as they are being seamed, as will be more fully described hereinafter.

The accompanying drawings represent my invention.

a represents a machine for seaming the pipes, and may be of the same construction as that shown in the patent recently granted to me, June 19, 1877, No. 192,071, or any other that may be preferred.

Pivoted to the flange formed upon the top of the rear end of the arm *c* is a frame, *d*, upon which the two rollers *e* are journaled. These rollers are for beading and chamfering the ends of the pipes, and are so placed that

as the pipes advance along over the arm the end will pass in between these two rollers.

It will be noticed that the lower one of these rollers is sunk into a recess formed in the top of the arm, so that only its upper half or portion is exposed.

Owing to the difference in the tenacity of Russia and common iron in making pipes, some provision must be made for the removal of these rollers at any time, or else there must be two machines.

In order to enable not only the two sets of rollers, but beading-rollers of different shapes, to be used at any time, the frame on which these rollers are supported is hinged or pivoted at its rear end, so that it can be swung upward and backward, raising the rollers up into a vertical position, where they can at once be removed or replaced at will.

Having thus described my invention, I claim—

In a machine for seaming and grooving metal pipes, a frame, *d*, hinged or pivoted upon the rear end of the arm *c*, substantially as and for the purpose shown and described.

In testimony that I claim the foregoing I have hereunto set my hand this 12th day of October, 1877.

FRANK M. IRONS.

Witnesses:

WILLIAM E. HOYT,
O. C. KEMP.