

F. E. CUDELL.
Stove-Evaporator.

No. 201,162.

Patented March 12, 1878.

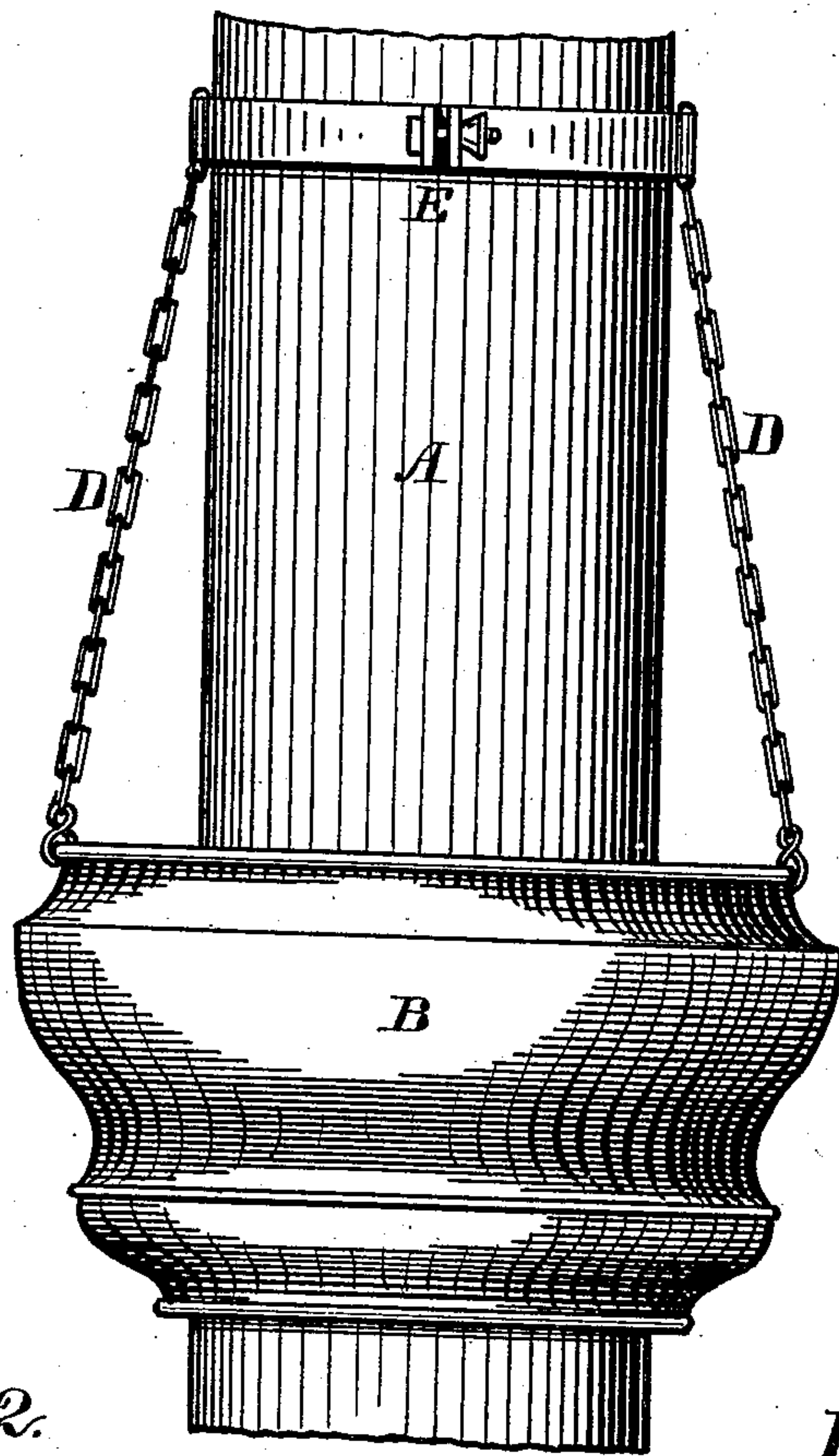


Fig. 2.

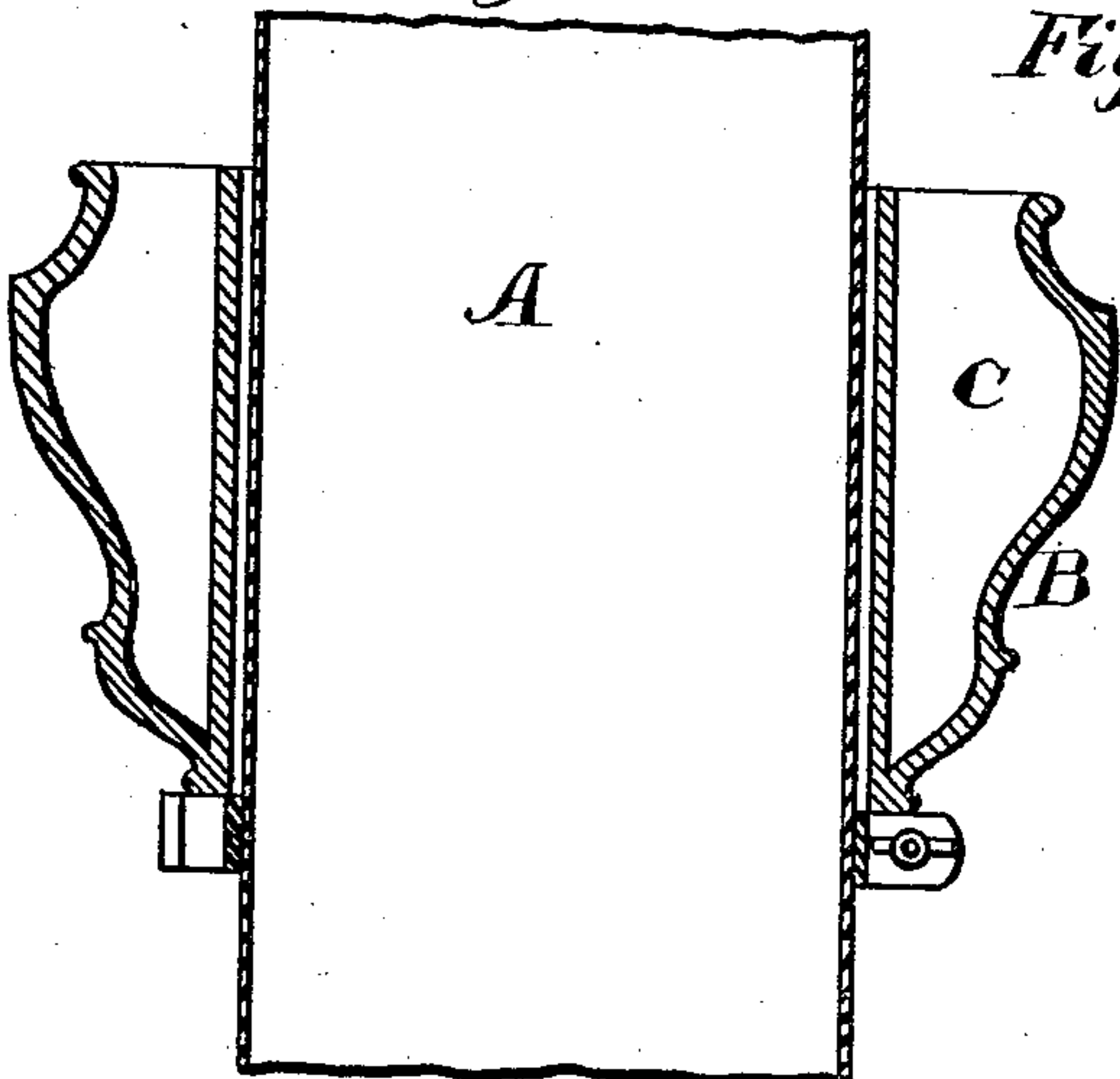
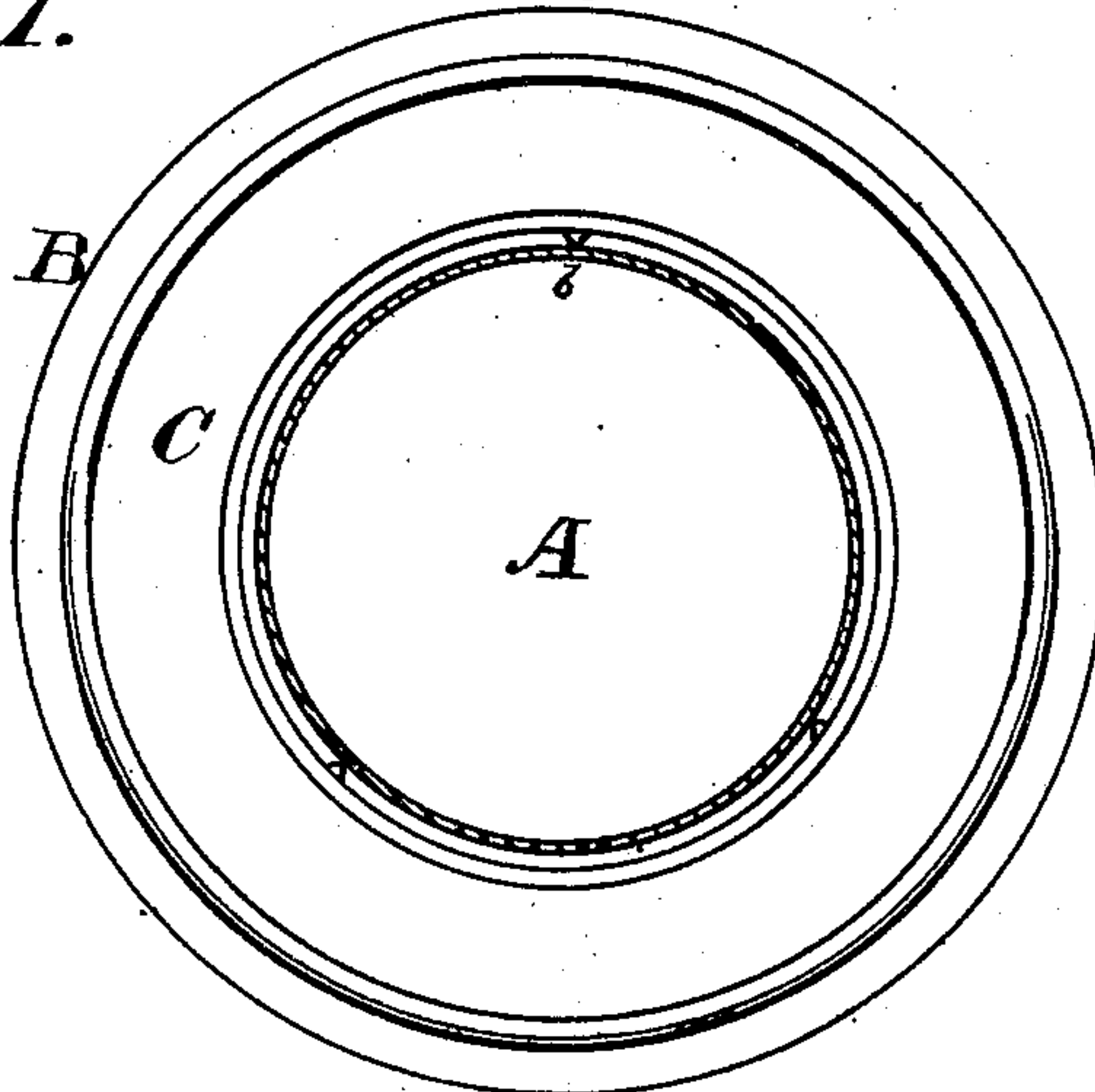


Fig. 1.

Fig. 3.



Attest:

Joseph Masury
A. B. Alley

Inventor:

Frank E. Cudell
By Geo. W. Tibbitts, Atty.

UNITED STATES PATENT OFFICE.

FRANK E. CUDELL, OF CLEVELAND, OHIO.

IMPROVEMENT IN STOVE-EVAPORATORS.

Specification forming part of Letters Patent No. **201,162**, dated March 12, 1878; application filed December 20, 1877.

To all whom it may concern:

Be it known that I, FRANK E. CUDELL, of Cleveland, in the county of Cuyahoga and State of Ohio, have invented a new Moisture-Evaporator for Stoves, which is fully set forth in the following specification and accompanying drawing, in which—

Figure 1 is an elevation, Fig. 2 is a vertical section, and Fig. 3 is a top or plan view, of a stove-pipe having my evaporator attached.

The object of my invention is to furnish a device to be suspended to or otherwise attached to a stove-pipe, said device surrounding the pipe, and so constructed as to contain water to be evaporated by the heat of the pipe, for the purpose of moistening the atmosphere of a room.

In the drawing, A is a portion of a stove-pipe. B is a vase constructed to surround the pipe, and leaving a narrow space between the vase and pipe for the circulation of air. The said vase is provided with an annular space, C, for holding water. This vase may be suspended by chains D D, attached to a ring, E, secured to the pipe, as seen in Fig. 1,

or it may rest on a ring, as seen in Fig. 2, the said ring being made to open, having a hinge at one side and a nut and screw at the other, for fastening it together.

The vase B may be made of any suitable material, but preferably of clay, which should be sufficiently porous to enhance evaporation. It may also be made in any tasteful form, and decorated with artistic designs, and thus be made very ornamental.

The interior surface of the vase may be provided with a sufficient number of lugs or points *b* to keep it at a uniform distance away from the pipe.

Having described my invention, I claim—

The combination, with the pipe A, of the vase B, suspended from a ring, E, said vase surrounding the pipe, and provided with lugs *b*, to retain it at a uniform distance from the pipe, substantially as and for the purpose set forth.

F. E. CUDELL.

Witnesses:

GEO. W. TIBBITTS,
F. W. CADWELL.