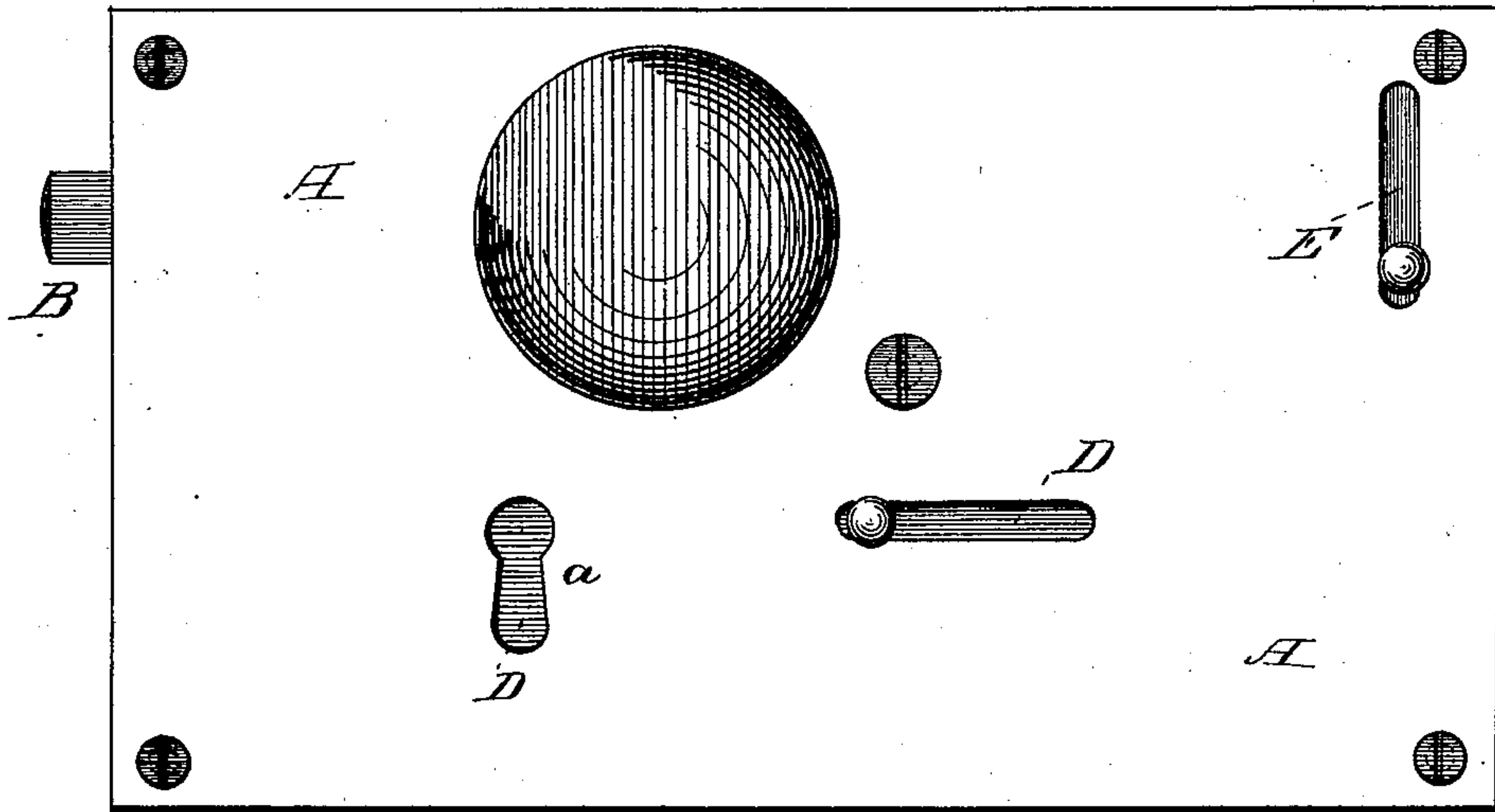


W. H. AVERY.  
Key-Hole Guard.

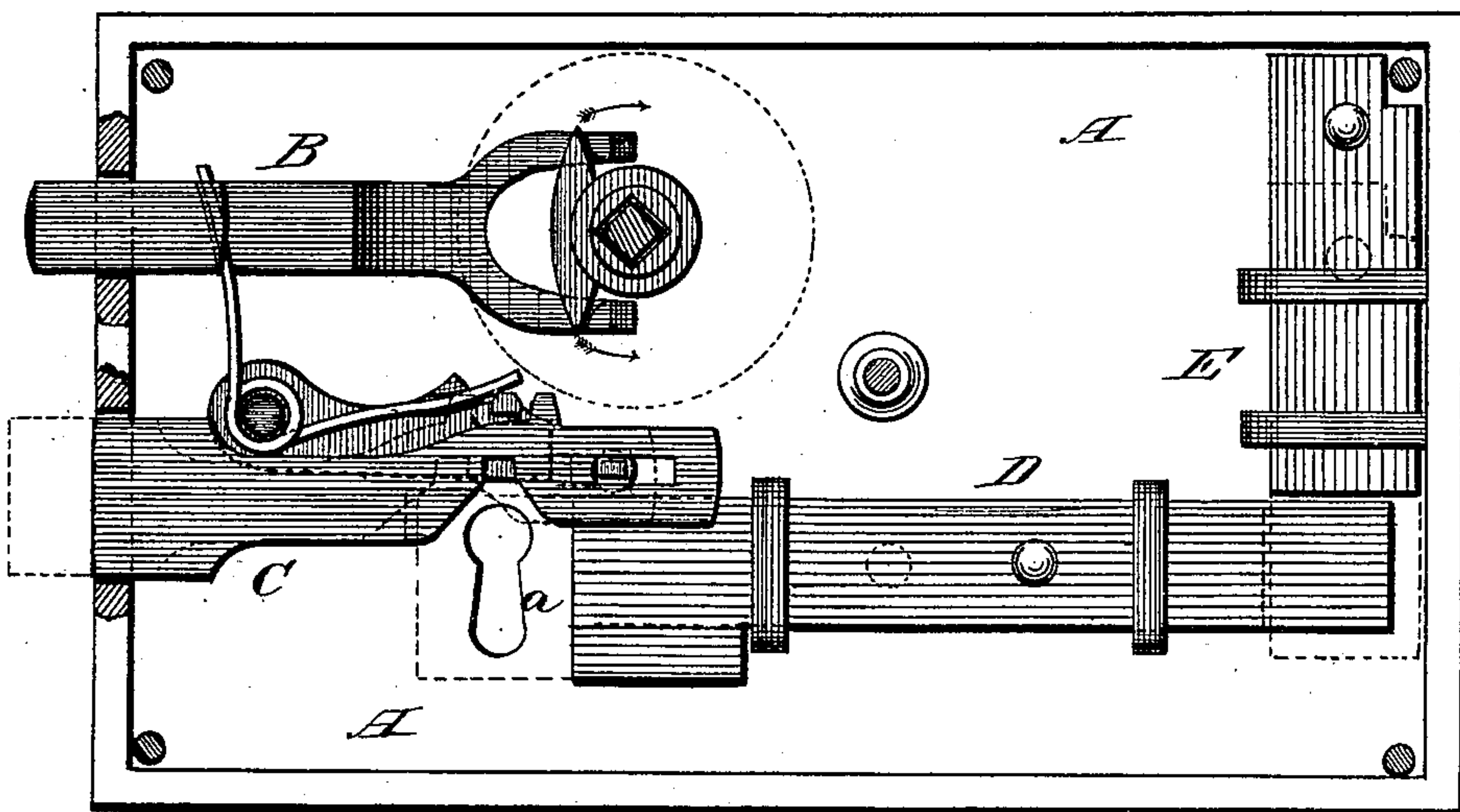
No. 201,085.

Patented March 12, 1878.


*Fig. 1.*



*Fig. 2.*



*Fig. 3.*



Witnesses:

*P. C. Dieterich.*

*J. H. Duffy*

Inventor:

*Wm. H. Avery,*

*Per C. H. Watson & Co Attorneys.*

# UNITED STATES PATENT OFFICE.

WILLIAM H. AVERY, OF CHEROKEE, ALABAMA.

## IMPROVEMENT IN KEY-HOLE GUARDS.

Specification forming part of Letters Patent No. **201,085**, dated March 12, 1878; application filed February 25, 1878.

*To all whom it may concern:*

Be it known that I, W. H. AVERY, of Cherokee, in the county of Colbert and State of Alabama, have invented certain new and useful Improvements in Locks; and I do hereby declare that the following is a full, clear, and exact description thereof, which will enable others skilled in the art to which it appertains to make and use the same, reference being had to the accompanying drawings, and to the letters of reference marked thereon, which form a part of this specification.

My invention relates to door-locks, and has for its object to render them burglar-proof. To this end the nature of my invention consists in combining, with a door-lock, an interior key-hole slide or guard and a locking-bolt for locking said slide in place, operated by pins in slots of the lock-case, as will be hereinafter more fully set forth.

In the annexed drawing, Figure 1 is a side view of a lock embodying my invention. Fig. 2 is an interior view of the same. Fig. 3 is a view of the key.

A represents the case of an ordinary door-lock, with latch B and bolt C, all constructed in any of the known and usual ways. *a* is the key-hole of the lock, which, after the lock is locked and the key withdrawn, is closed by means of a slide, D, within the lock-case, said slide moving horizontally. When the slide

D is moved over the key-hole a vertical bolt, E, is moved downward behind the end of the slide, so as to effectually lock the same in position and prevent its being pushed back by the insertion of any instrument. The key-hole being thus protected, there is, of course, no chance for a burglar to open the lock.

The slide D and bolt E are operated from the inside by means of suitable knobs, connected to them by shafts, which pass through slots in the door and lock-case.

I am aware that a slide to cover the key-hole, operated automatically and otherwise, broadly considered, is not new, and I do not claim such as my invention; but,

Having thus fully described my invention, what I claim as new, and desire to secure by Letters Patent, is—

A door-lock provided with a key-hole slide, in combination with the vertical locking-bolt E inside the case, and operated from the inside by pins in slots of the lock-case, substantially as and for the purpose set forth.

In testimony that I claim the foregoing as my own I affix my signature in presence of two witnesses.

WILLIAM H. AVERY.

Witnesses:

WALKER LYNN,  
W. T. CRAIG.