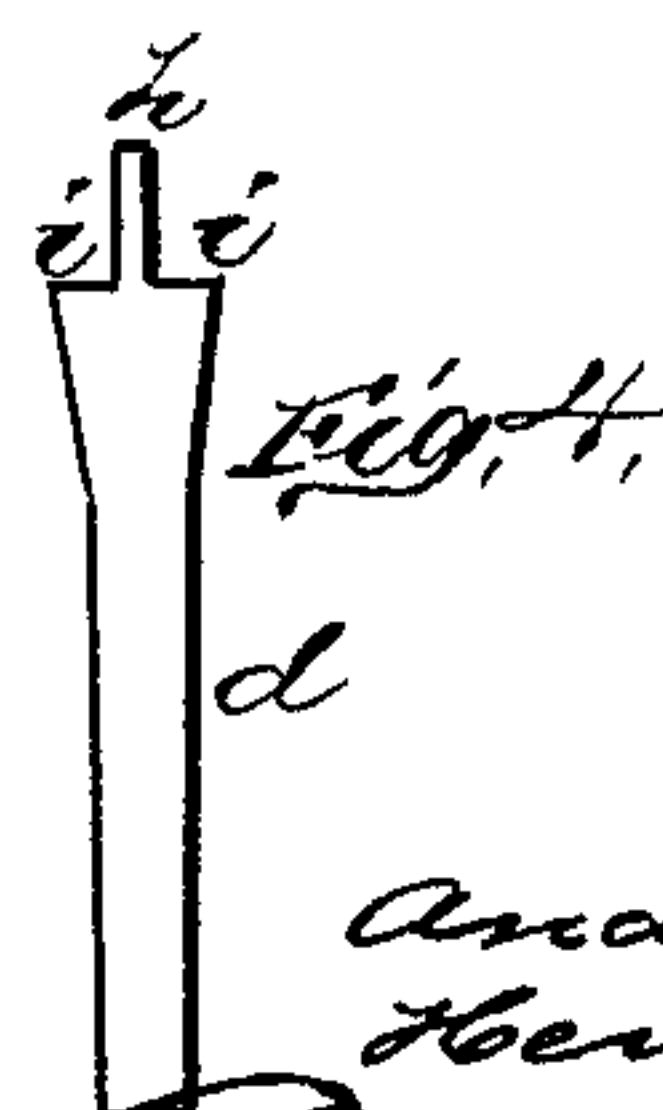
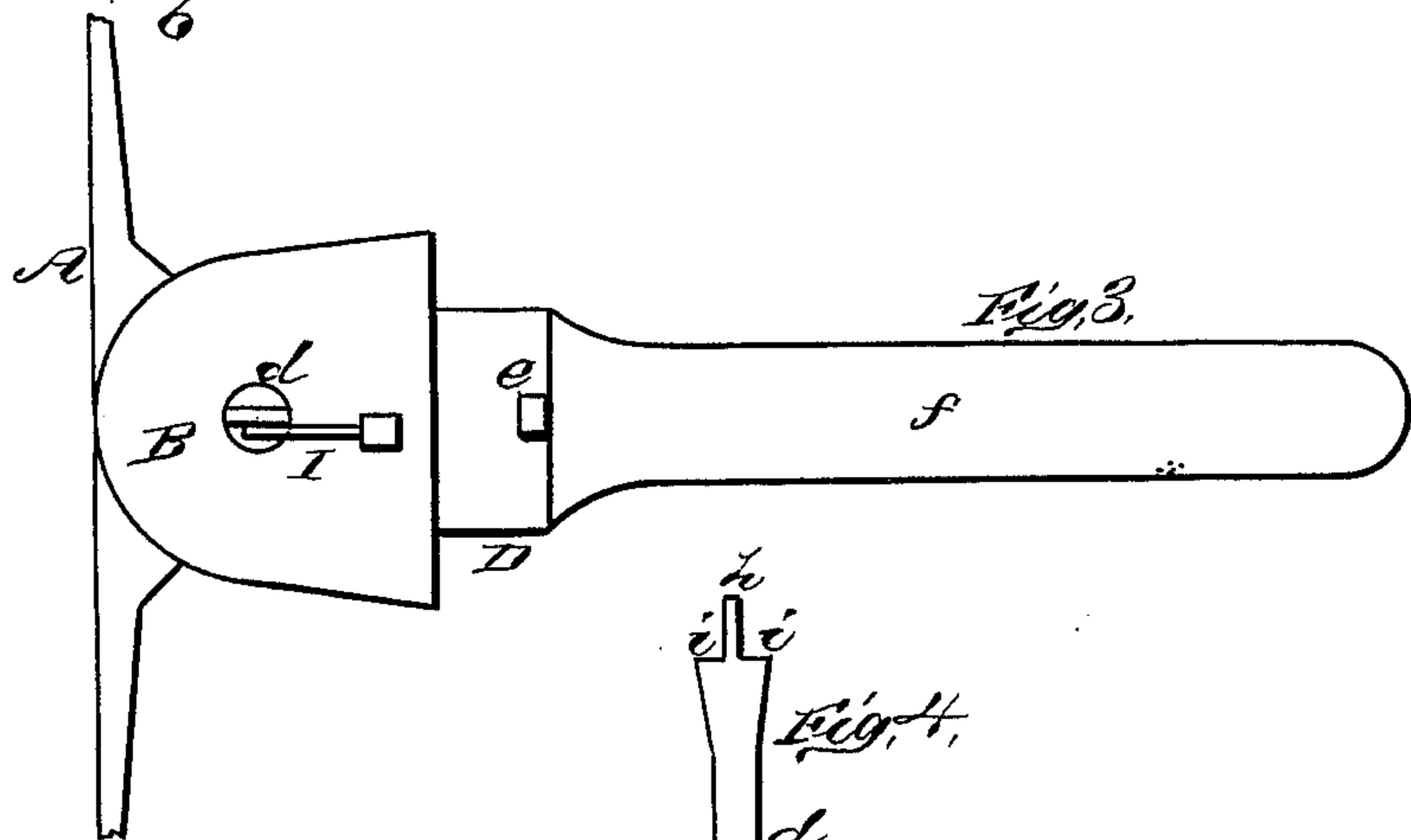
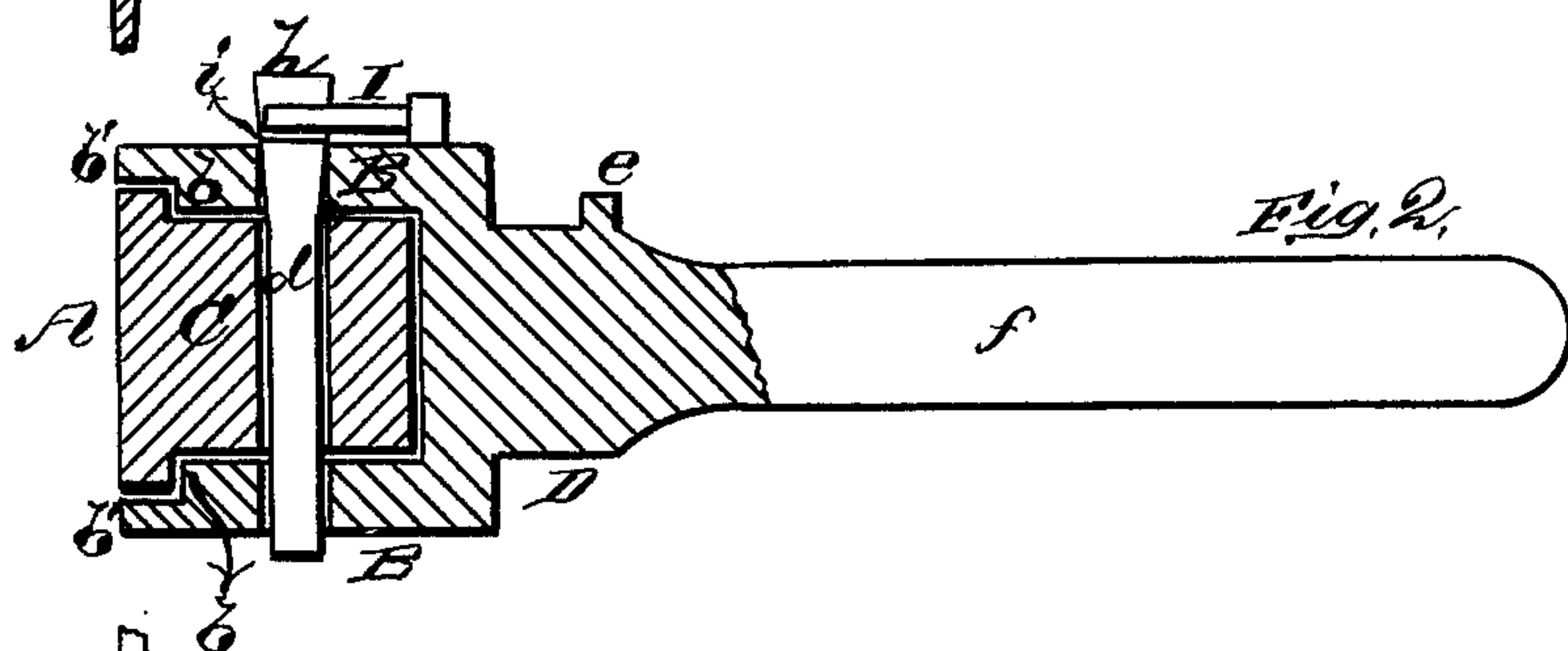
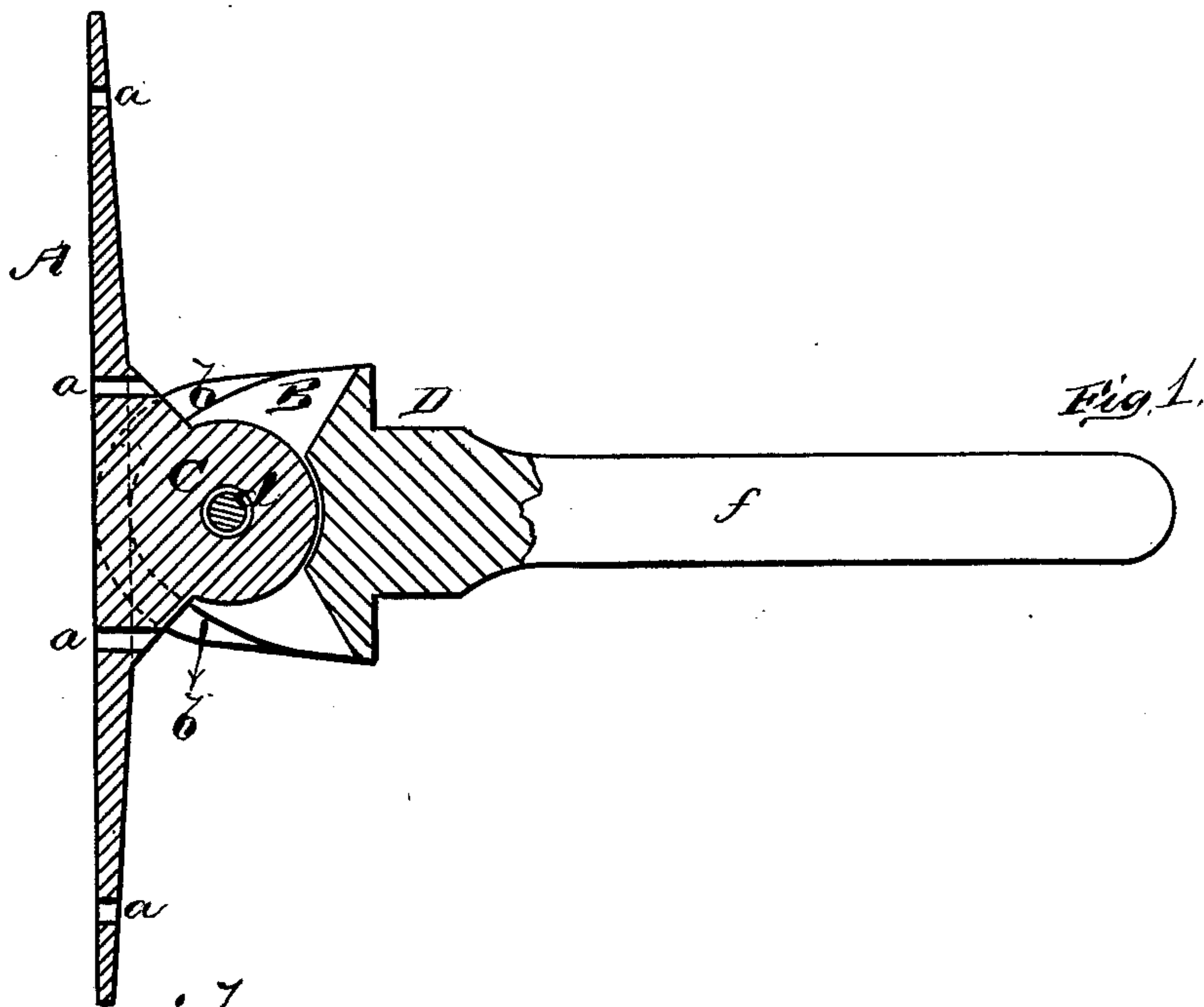


A. J. CLEMMONS & H. M. HILLS.  
Neck-Yoke Attachment for Wagon-Tongues.

No. 200,977.

Patented March 5, 1878.



WITNESSES

*E. H. Bates,*  
*Jas. J. Sheehy,*

INVENTOR S.

*Andrew J. Clemmons*  
*Henry M. Hills.*

*William C. Smith & Co.*

ATTORNEYS.

# UNITED STATES PATENT OFFICE.

ANDREW J. CLEMMONS AND HENRY M. HILLS, OF BURDETT, MISSOURI.

## IMPROVEMENT IN NECK-YOKE ATTACHMENTS FOR WAGON-TONGUES.

Specification forming part of Letters Patent No. **200,977**, dated March 5, 1878; application filed January 12, 1878.

*To all whom it may concern:*

Be it known that we, ANDREW J. CLEMMONS and HENRY M. HILLS, of Burdett, in the county of Bates and State of Missouri, have invented a new and valuable Improvement in Wagon-Tongues; and we do hereby declare that the following is a full, clear, and exact description of the construction and operation of the same, reference being had to the annexed drawings, making a part of this specification, and to the letters and figures of reference marked thereon.

Figure 1 of the drawings is a part sectional side view of our wagon-tongue iron. Fig. 2 is a vertical section, Fig. 3 is a side view, and Fig. 4 is a detail view, thereof.

The nature of our invention consists in the construction and arrangement of a tongue-iron for connecting the tongue and neck-yoke, as will be hereinafter more fully set forth.

The annexed drawings, to which reference is made, fully illustrate our invention.

A represents a plate, of suitable dimensions, provided with holes *a* for the passage of bolts or rivets to secure the same firmly to the neck-yoke. In the center of this plate A is formed a circular projection, C, which fits between two jaws, B B, and is held together by a pin, *d*. On the inner sides of the jaws B B are formed shoulders *b b*, against which the edges of the plate A rest, the jaws forming at their ends flanges *b' b'*, which fit over the edges of the plate, and thereby keep the neck-yoke from being twisted either up or down. The circular projection C plays between the jaws B B, in order to give the neck-yoke all the action necessary to perfect working.

D is the first pin or swivel, running back from the jaws; and in this pin, near the jaws, is a key, *e*, to hold the attachment to the tongue-cap proper. *f* is a guide-pin, projecting from the swivel-pin D.

The pin *d*, which connects the projection C and jaws B B, is a safety-pin, and has its outer end flattened, as shown at *h*, forming shoulders *i i*; and a spring, I, connected to the outside of one of the jaws B, lies against one of the shoulders *i*, to hold the same firmly in its place, and at the same time allow of the pin being quickly and easily withdrawn when required. The spring I may be made forked or single. If made forked, it bears against both the shoulders *i i* on the pin *d*.

What we claim as new, and desire to secure by Letters Patent, is—

1. The combination of the jaws B B, having shoulders *b b* and flanges *b' b'*, with the plate A and circular projection C, as and for the purposes set forth.

2. In combination with the parts A, B B, C, and D, the safety-pin *d*, formed with the shoulders *i i*, and the spring I, substantially as and for the purposes set forth.

In testimony that we claim the above we have hereunto subscribed our names in the presence of two witnesses.

ANDREW JACKSON CLEMMONS.  
HENRY MILTON HILLS.

Witnesses:

HICKEY RICKETT,  
LEONIDAS McQUEEN.