

G. W. McGILL.  
Buckle.

No. 200,867.

Patented March 5, 1878.

Fig. 1.

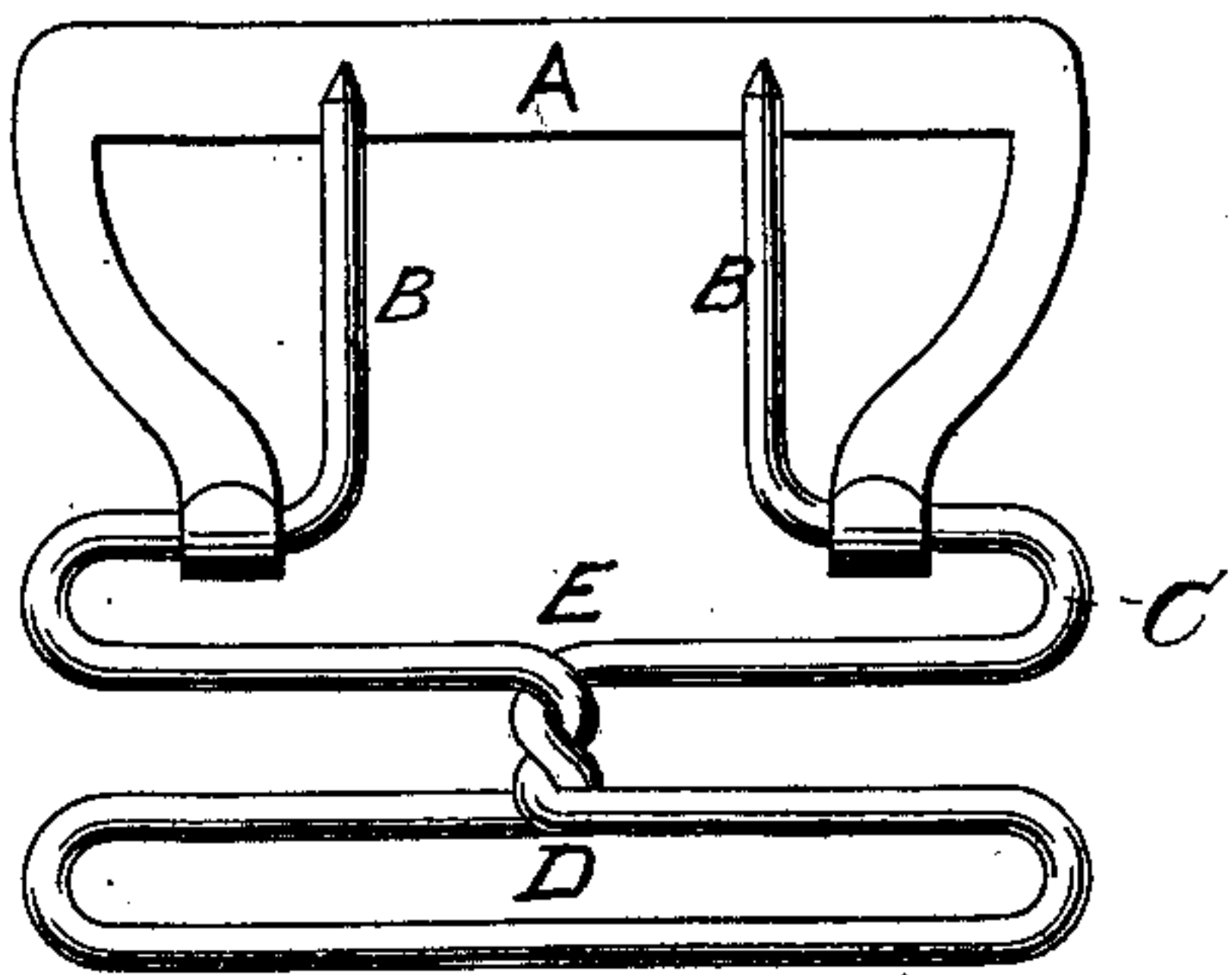


Fig. 2.

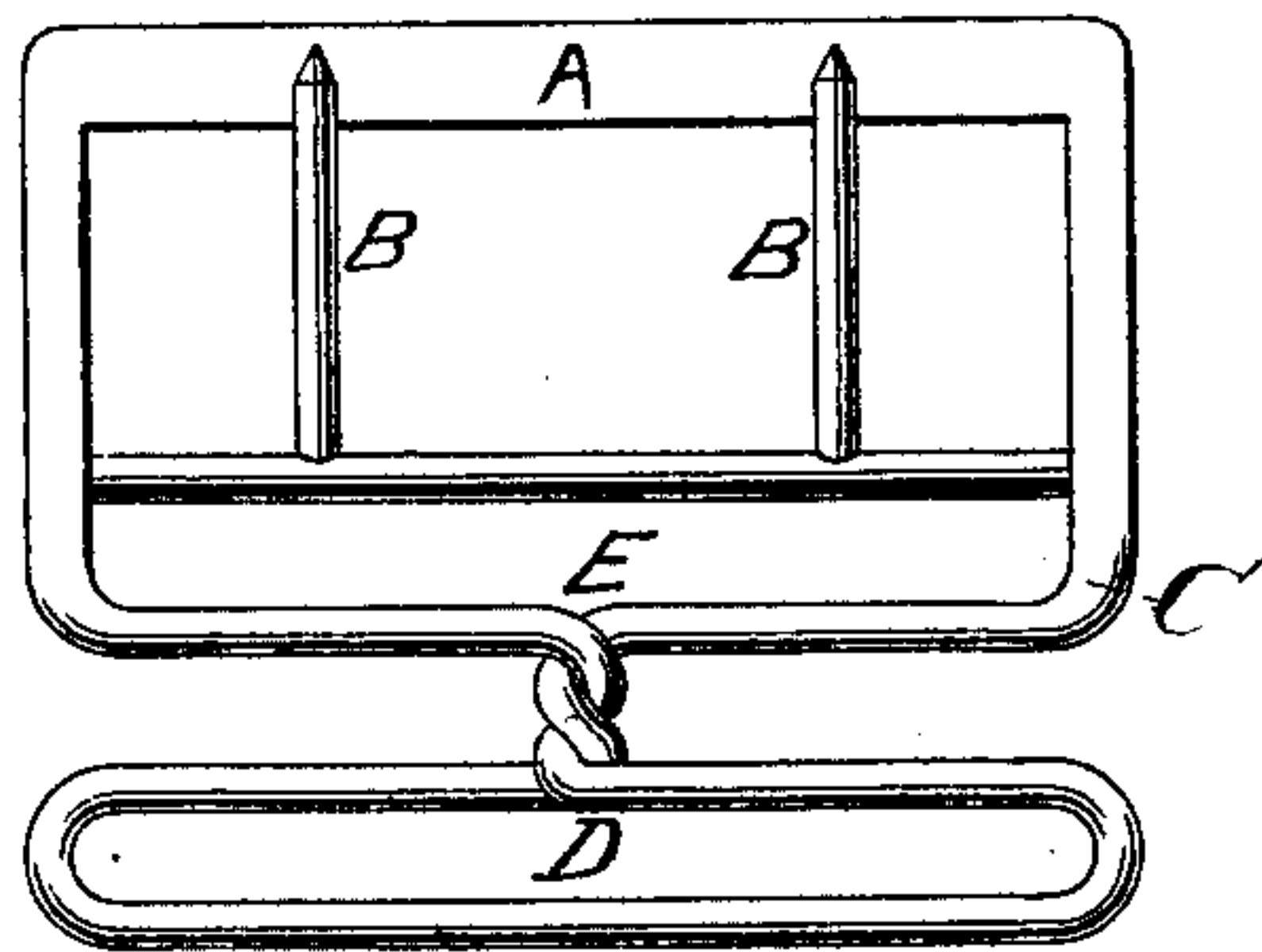


Fig. 3.

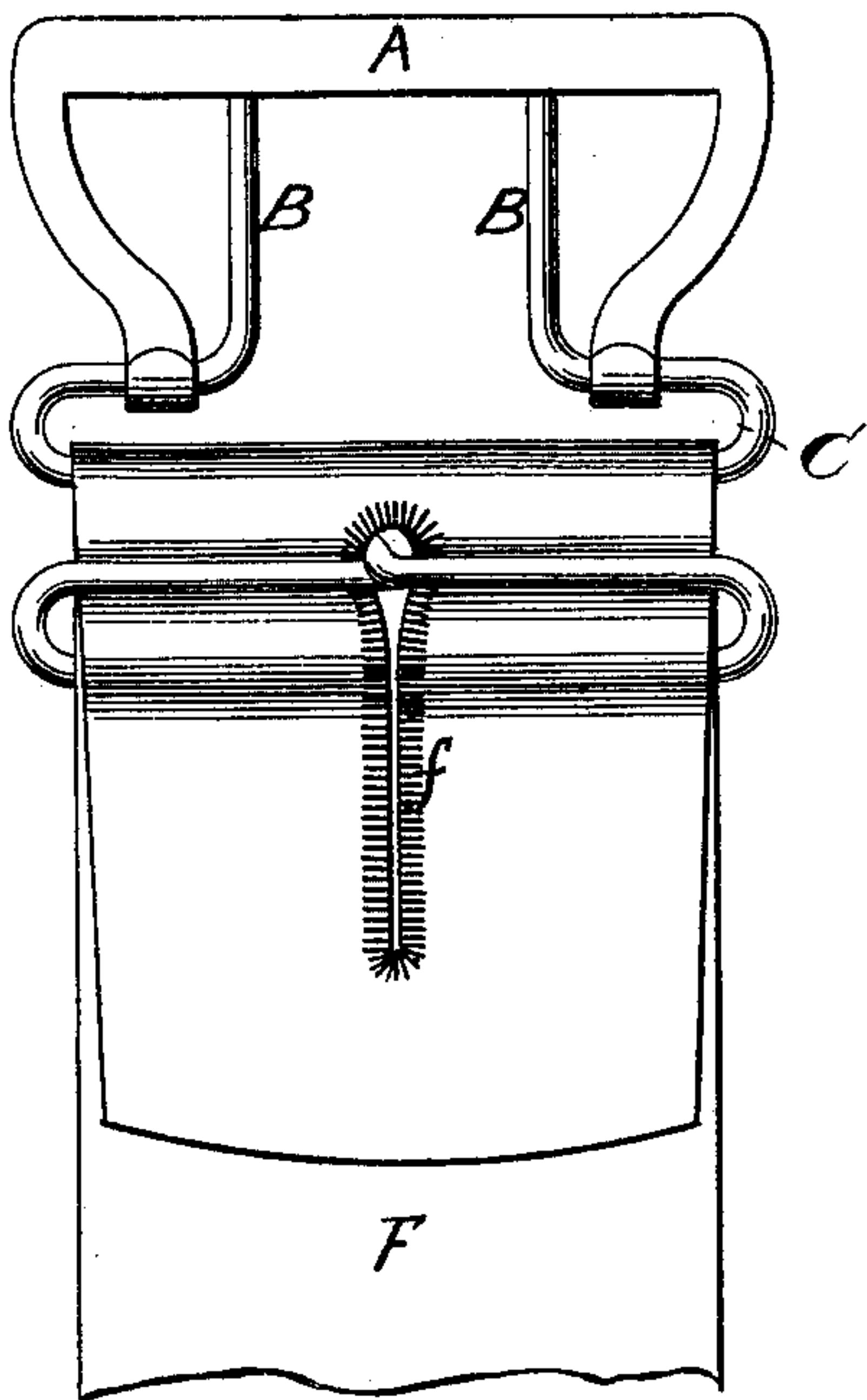


Fig. 4.

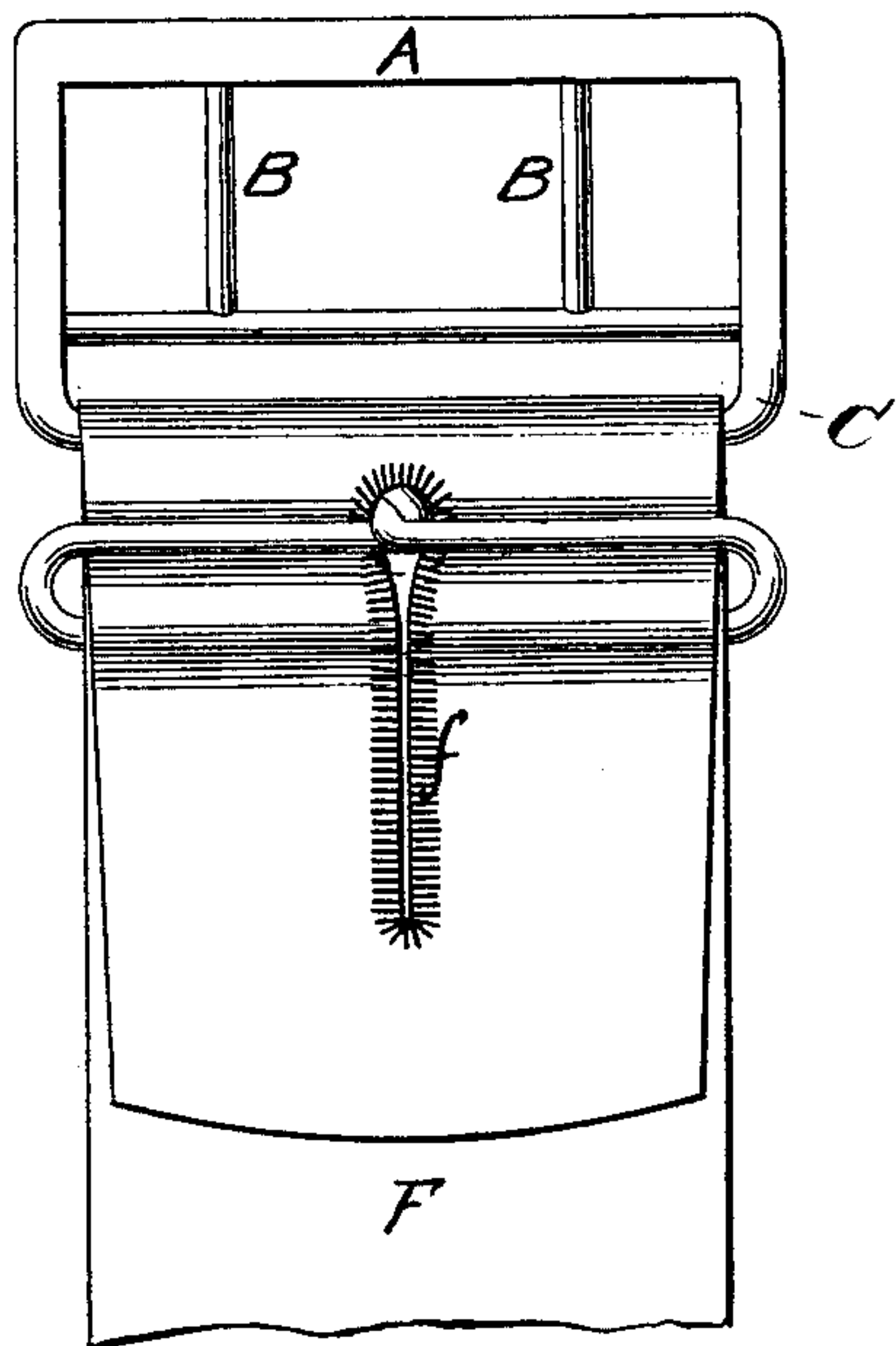


Fig. 5.



Witnesses.  
A. Wells  
J. C. Cox

Inventor.  
George W. McGill

# UNITED STATES PATENT OFFICE.

GEORGE W. MCGILL, OF NEW YORK, N. Y.

## IMPROVEMENT IN BUCKLES.

Specification forming part of Letters Patent No. **200,867**, dated March 5, 1878; application filed March 26, 1877.

*To all whom it may concern:*

Be it known that I, GEORGE W. MCGILL, of the city and county of New York, in the State of New York, have invented a new and useful Improvement in Buckles; and I do hereby declare the following to be a full and exact description thereof, reference being had to the accompanying drawings, making part of this specification, and to the letters and figures of reference marked thereon.

My invention relates to an improved mode of constructing buckles, and has for its object the construction of a buckle in such manner that it can be attached and removed from straps and similar articles, at will, without stitching, clamping, riveting, or ripping.

In the accompanying drawings, Figures 1 and 2 represent front views of my buckle. Figs. 3 and 4 are back views of the same attached to a strap in the manner hereinafter described, and Fig. 5 is a longitudinal sectional view of the latter figures.

The strap to which the buckle is to be attached is provided with a central slit, running parallel with its length and within one or more inches of its end, and equal in length to the width of the buckle.

The buckle is attached to the strap by running either its looped extension or its body through the slit in the strap, and turning it crosswise therein, and running the end of the strap through the said loop, which locks the buckle in the strap.

In Figs. 1 and 3 of the drawings, A represents the frame of the buckle, and B its tongue. The tongue B is shaped so as to form the body-loop C, coiled neck E, and supplemental loop

D, which latter, as also the loop C, should be equal in width with the buckle.

In Figs. 2 and 4 the base of the frame A is bent and twisted so as to form the body-loop C, coiled neck E, and supplemental loop D.

F represents the strap, and *f* the slit therein. The neck E is coiled to give the buckle additional strength, and prevent its parts being drawn out of shape by any ordinary strain.

The buckle so made can be attached to a strap so slit in several different ways, the most preferable of which is that shown in the drawing, and which is accomplished as follows: The strap is first run through the supplemental loop D; the body of the buckle is then passed through the strap-slit *f*; the loose end of the strap is then run through the body-loop C, and down through the loop D, which binds it securely in position.

On under-garments, that are continually being washed, this buckle will be found a great convenience, as the ease with which it can be attached and removed will enable it to be taken off during the washing of the article, thereby saving itself from rust and the garment from consequent iron-mold.

What I claim as my invention, and desire to secure by Letters Patent, is—

A buckle provided with the supplemental loop D, connected by a twisted neck, E, to the body-loop C, and adapted to receive the strap F, as herein shown and described.

GEORGE W. MCGILL.

Witnesses:

M. L. MCGILL,  
H. C. ADAMS.