

T. C. CANDLISH.
Corset-Clasp.

No. 200,693.

Patented Feb. 26, 1878.

Fig. 1.

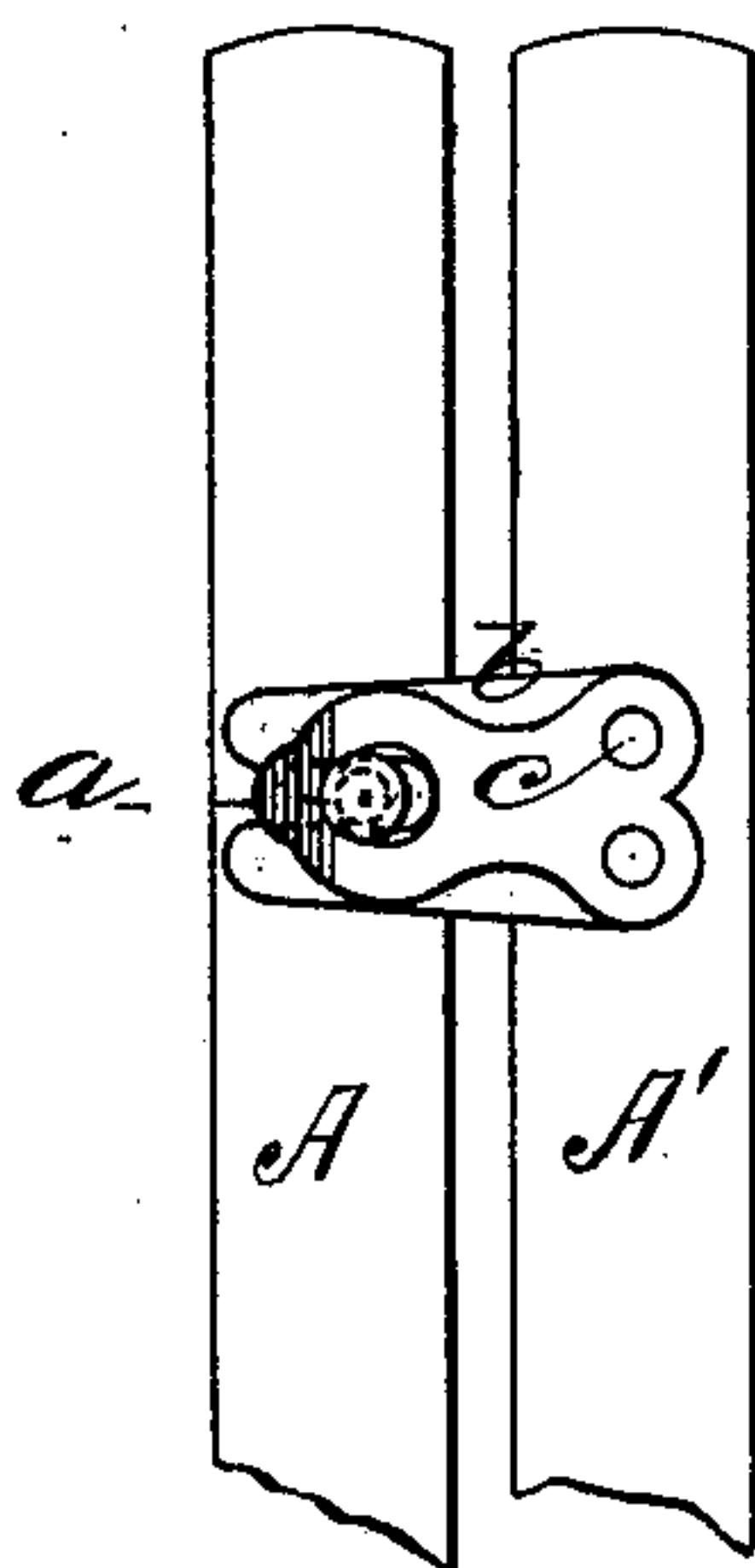


Fig. 3.

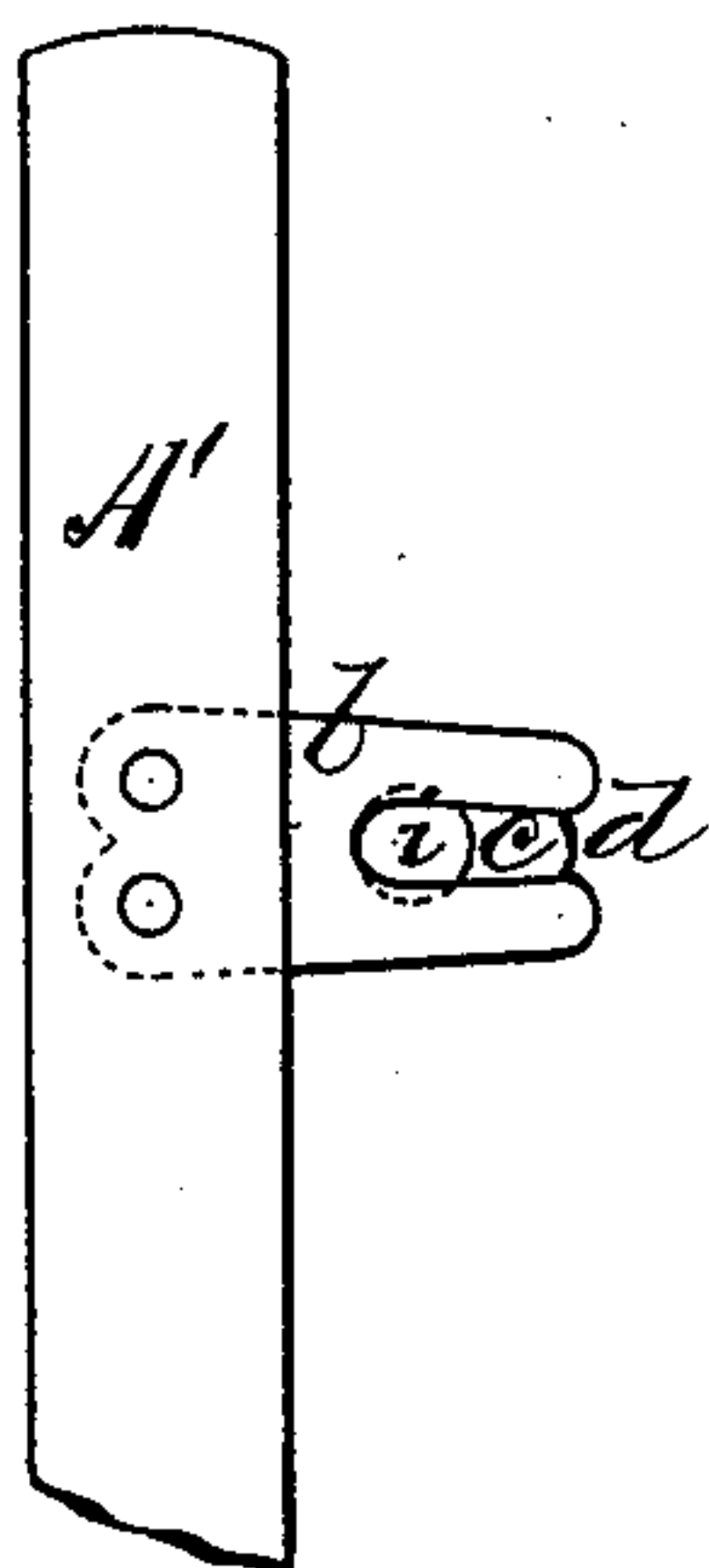



Fig. 2.



WITNESSES

Mary B. Utley.
G. J. Chas.

INVENTOR

Thomas C. Candlish
by E. W. Anderson

ATTORNEY

UNITED STATES PATENT OFFICE.

THOMAS C. CANDLISH, OF ST. JOSEPH, MISSOURI.

IMPROVEMENT IN CORSET-CLASPS.

Specification forming part of Letters Patent No. **200,693**, dated February 26, 1878; application filed December 8, 1877.

To all whom it may concern:

Be it known that I, THOMAS CHARLES CANDLISH, of St. Joseph, in the county of Buchanan and State of Missouri, have invented a new and valuable Improvement in Fasteners for Corsets; and do hereby declare that the following is a full, clear, and exact description of the construction and operation of the same, reference being had to the annexed drawings, making a part of this specification, and to the letters and figures of reference marked thereon.

Figure 1 of the drawings is a representation of a top view of my invention. Fig. 2 is a sectional view, and Fig. 3 is a bottom view, of the steel and slotted guide.

This invention has relation to improvements in corset-fasteners; and the nature of the invention consists in combining with a steel having a number of headed knobs a second steel having a longitudinally-slotted guide-plate, and above it a spring-catch, as will be hereinafter more fully explained.

In the annexed drawings, the letters A A' designate the steels, of the usual material and dimensions. The steel A is provided with the usual enlarged heads *a*, connected with the same by means of reduced shanks, forming knobs, which do not essentially differ from those in common use. The steel A' has rigidly secured to it an equal number of guides, *b*, and catches *c*, the same being arranged in pairs, and equally spaced with the knobs on steel A. The guides *b* are formed of a sufficiently-rigid piece of metal, having an open-ended slot, *d*, at right angles to the length of the steel, and

sufficiently wide to admit the shank of the knobs *a*, but not to allow its head to be drawn through it. The catches *c* are above the guides, and are riveted to the steel simultaneously therewith, one set of rivets serving for both. They are formed of a suitable spring metal, and are provided in line with the slots *d* of the guides with a perforation, *i*, through which the head of the knob will readily pass.

The free end of the catch is turned slightly outward, and may have a thumb-piece or other equivalent device, if I so elect.

The steels will be secured to the corset in the usual way, and are engaged with each other, so as to clasp the corset around the body by inserting the necks of the knobs in the open end of the slots *d* of the guides, and then pushing the steels together. The heads of the knobs pass under the catches, slightly raise them, and then engage the perforations *i* therein. The fastening is then complete.

What I claim as new, and desire to secure by Letters Patent, is—

In a corset-fastening, the combination, with the steel A, having headed knobs *d*, of the steel A', having the slotted guides *b* and perforated catches *c*, substantially as specified.

In testimony that I claim the above I have hereunto subscribed my name in the presence of two witnesses.

THOMAS CHARLES CANDLISH.

Witnesses:

F. W. POREGATE,
R. W. MUSSER.