

E. F. PARTRIDGE.
Shoe-Tips.

No. 200,566.

Patented Feb. 19, 1878.

Fig. 1.

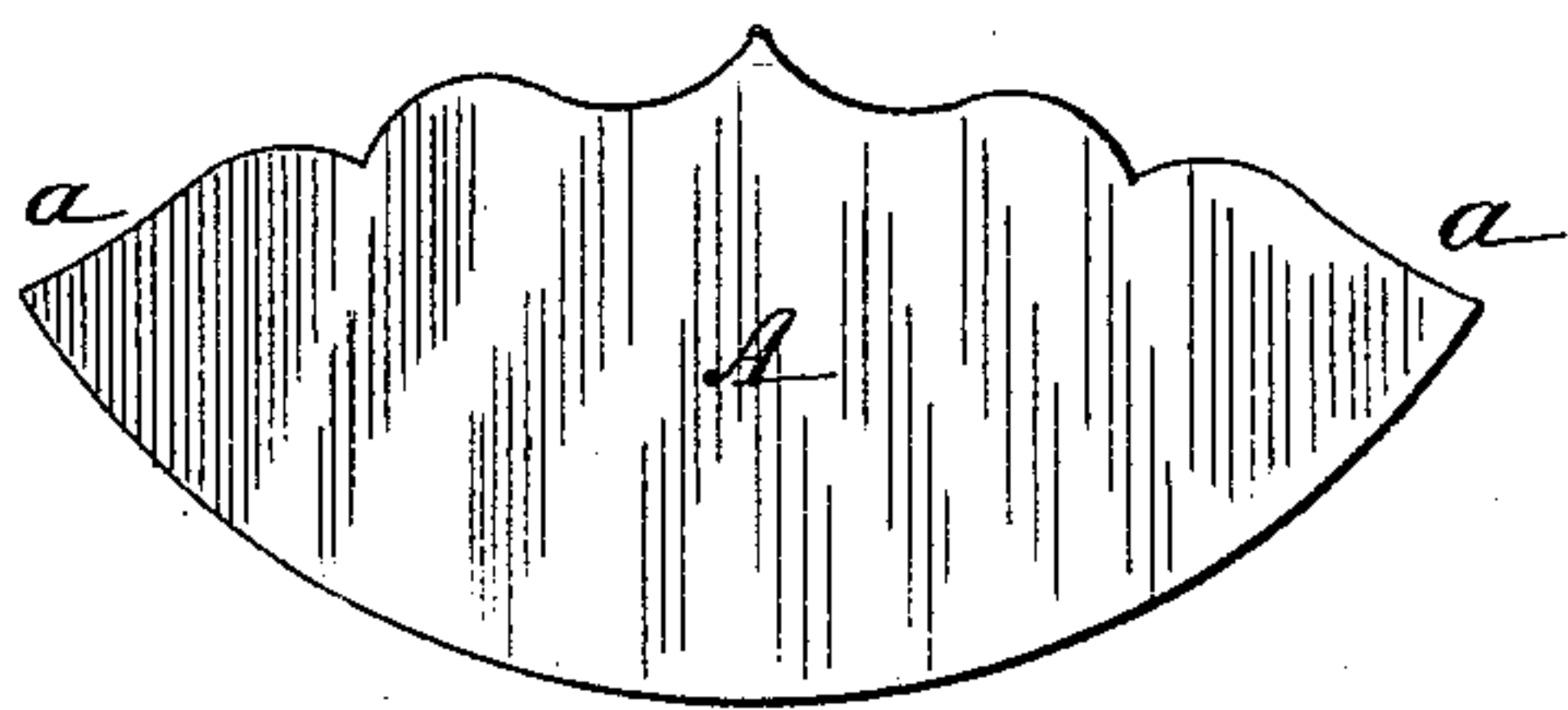


Fig. 2.

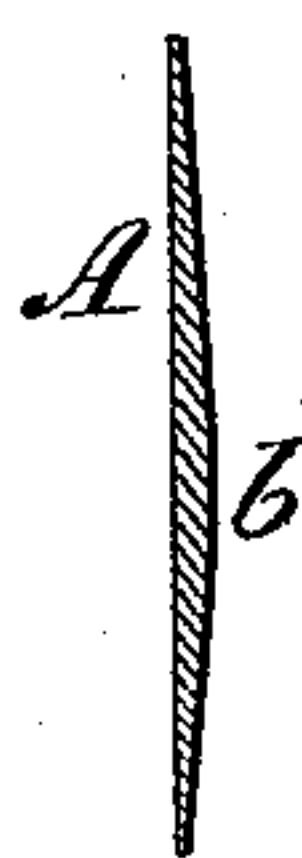


Fig. 3.

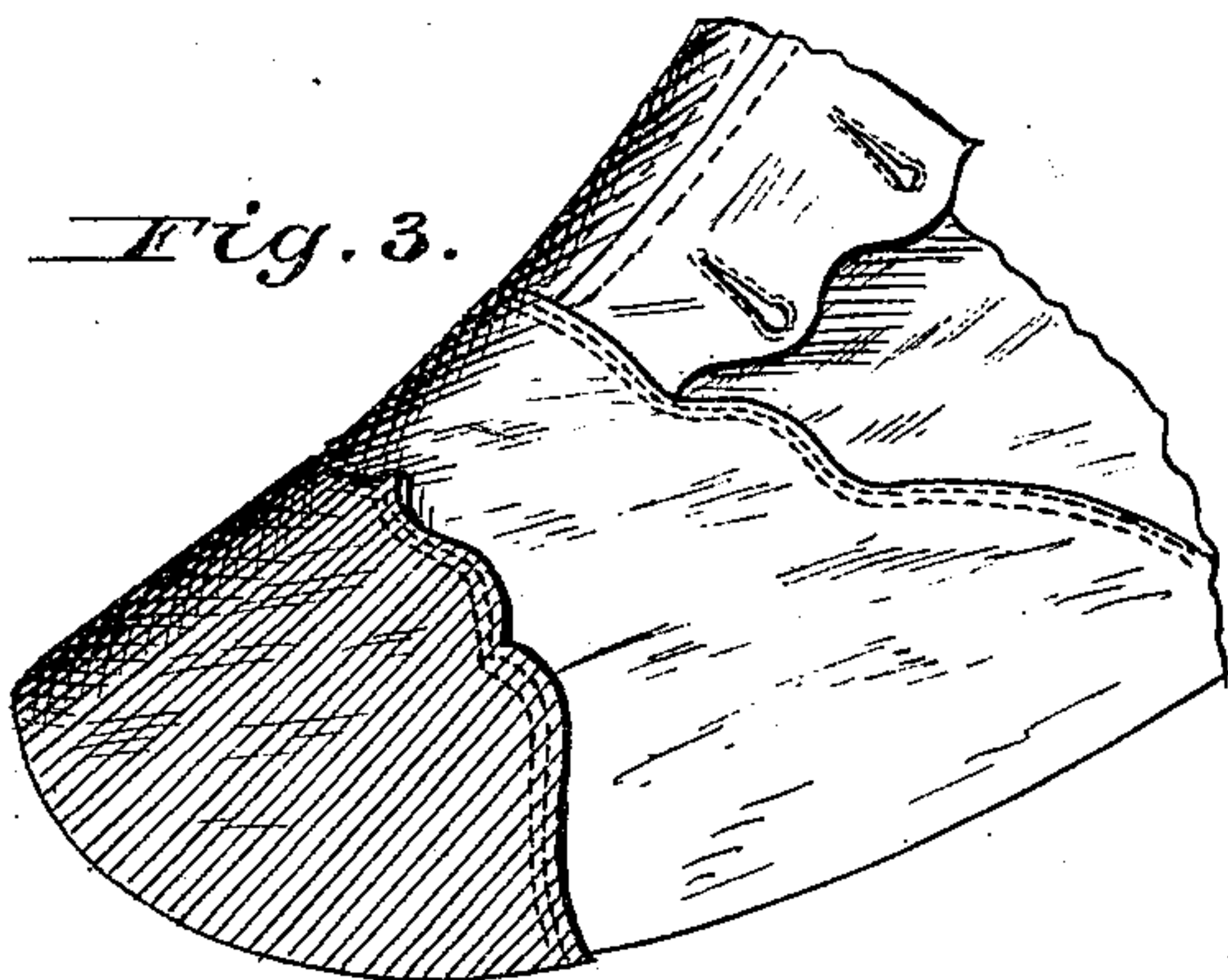


Fig. 4.

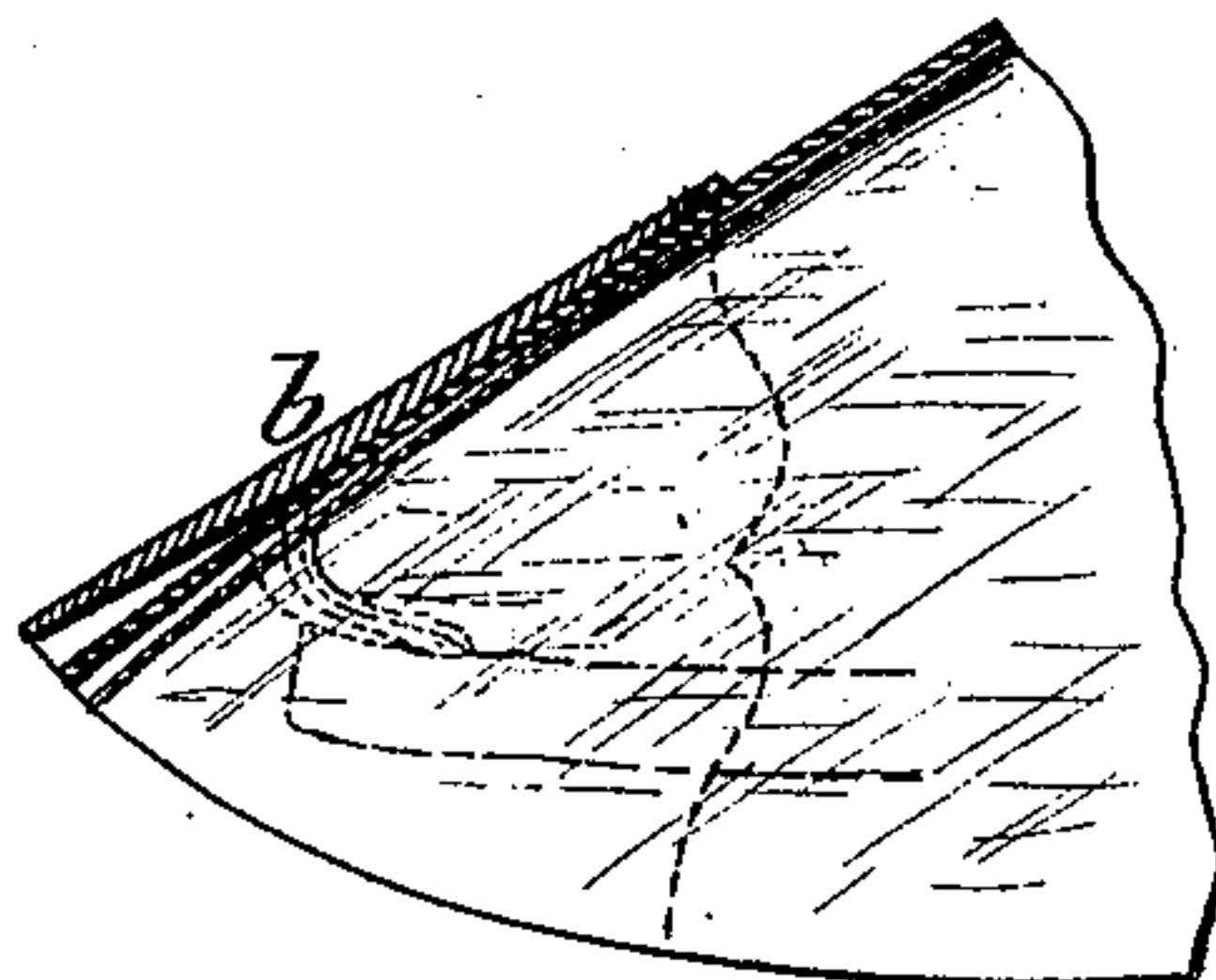
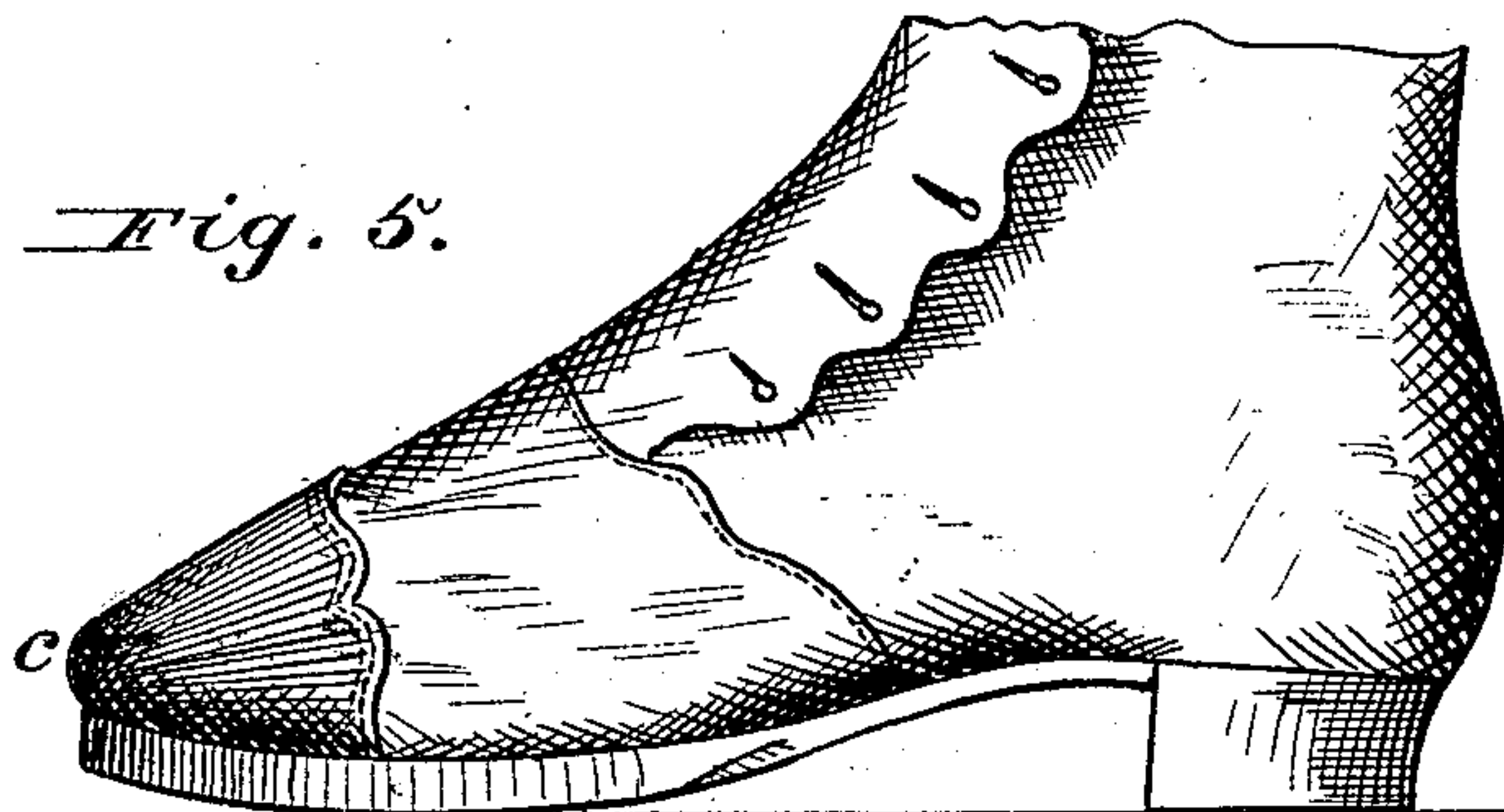


Fig. 5.



Attest:
H. B. Peckham
Floyd Harris

Inventor.
Edwin F. Partridge
By Johnson & Johnson
Atty's

UNITED STATES PATENT OFFICE.

EDWIN F. PARTRIDGE, OF PHILADELPHIA, PENNSYLVANIA, ASSIGNOR TO
JOHN MUNDELL & CO., OF SAME PLACE.

IMPROVEMENT IN SHOE-TIPS.

Specification forming part of Letters Patent No. **200,566**, dated February 19, 1878; application filed
January 3, 1878.

To all whom it may concern:

Be it known that I, EDWIN F. PARTRIDGE, of Philadelphia, in the county of Philadelphia and State of Pennsylvania, have invented certain new and useful Improvements in Shoe-Tips; and I do hereby declare that the following is a full, clear, and exact description of my invention, which will enable others skilled in the art to which it appertains to make and use the same, reference being had to the accompanying drawings, and to letters of reference marked thereon, which form a part of this specification.

My improved tip is made of oak-tanned or harness leather, skived at the upper stitched edge and at the sole-fastened edge, so as to give the thickest portion along its length at the points of greatest wear and rough usage, and to give a full protecting set to the toe of the shoe. It is applied similar to, and has the appearance of, the ordinary cap or box-toe of upper leather, but is much cheaper and more durable; and the thickest portion of my tip is at the front projecting part and around the sides of the toe, giving the over front set, and making it stiff and thick around those parts subjected to the hardest wear.

The tip is blackened, dressed, and burnished before or after it is applied to the shoe, and can be used on shoes of any kind, whether turned, hand-sewed, machine-sewed, screwed, or pegged work, light or heavy. All the stock in the upper is stitched down, together with the lining, to the sole, and in this particular is much better and stronger than a heavy tip stitched to a shortened vamp, for in such case the upper of the shoe only reaches to the upper edge of the tip, and in the event of the stitches ripping at this part the wearer is made uncomfortable, and the upper will bulge out over the edge of the tip, letting water and dirt into the shoe.

In the event of the ripping of the stitching at the upper edge of my improved heavy tip, the thick part along the projecting toe and around the side will cause the tip to still retain its close set over the upper.

Referring to the drawings, Figure 1 represents the blank for the sole-leather tip; Fig.

2, a section thereof, showing the thickest portion running along its length made by the double skiving; Fig. 3, a portion of the upper with the sole-leather tip stitched thereto; Fig. 4, a section through the same; and Fig. 5, the shoe with the tip applied, and showing the projecting set of the toe.

I take oak-tanned or harness leather, and cut the blanks A for the tips with scalloped upper edges and lower curved edges, so that when applied the opposite ends *a a* will extend around each side of the toe, and have the appearance of a box-cap. I skive or reduce the thickness of the scalloped and curved edges, so as to allow the lower edge to be turned under with the upper and lining, and be sewed to the sole. The blank must be sufficiently thick to leave, after the double skiving, a thick portion, *b*, running lengthwise, or from end to end, so that when the tip is applied this portion *b* will form the projecting set *c* of the toe, and extend around the sides, so as to stand the rough wear at these points, be more durable, and make a more handsome shoe.

The sole-leather tip is blackened with ink and French dressing, and burnished, either before or after it is applied to the shoe; but I prefer to do so after it is applied.

The tip, of heavy leather, left thick in the way stated, and sewed down with the upper and lining, gives an overset to the toe, while rendering it stoutest at the points most needed.

In applying the sole-leather tip it is first sewed, at its scalloped edge, to the upper, with its lower edge even with the edge of the upper and its lining, as shown in Fig. 4.

The tip left thick in preparing it, as described, tends to brace it by stiffening it around the line of the toe, so that should the stitches at the scalloped edge rip, the tip will retain its close fit over and upon the upper by reason of the stiffness of the thick wearing-points.

I am aware that sole-leather tips have been made with their lower edges skived; but my improvement consists of a tip of stout leather gradually tapering crosswise to its edges, leaving its thickest portion at the point of

greatest wear, and stitched all around to the upper.

I claim—

The sole-leather tip having its thickest portion at the point *b*, gradually tapering crosswise to its edges, and adapted to be stitched all around, as shown and described.

In testimony that I claim the foregoing I have affixed my signature in the presence of two witnesses.

EDWIN F. PARTRIDGE.

Witnesses:

THEO. D. RAND,

FRED. A. SOBENHEIMER.