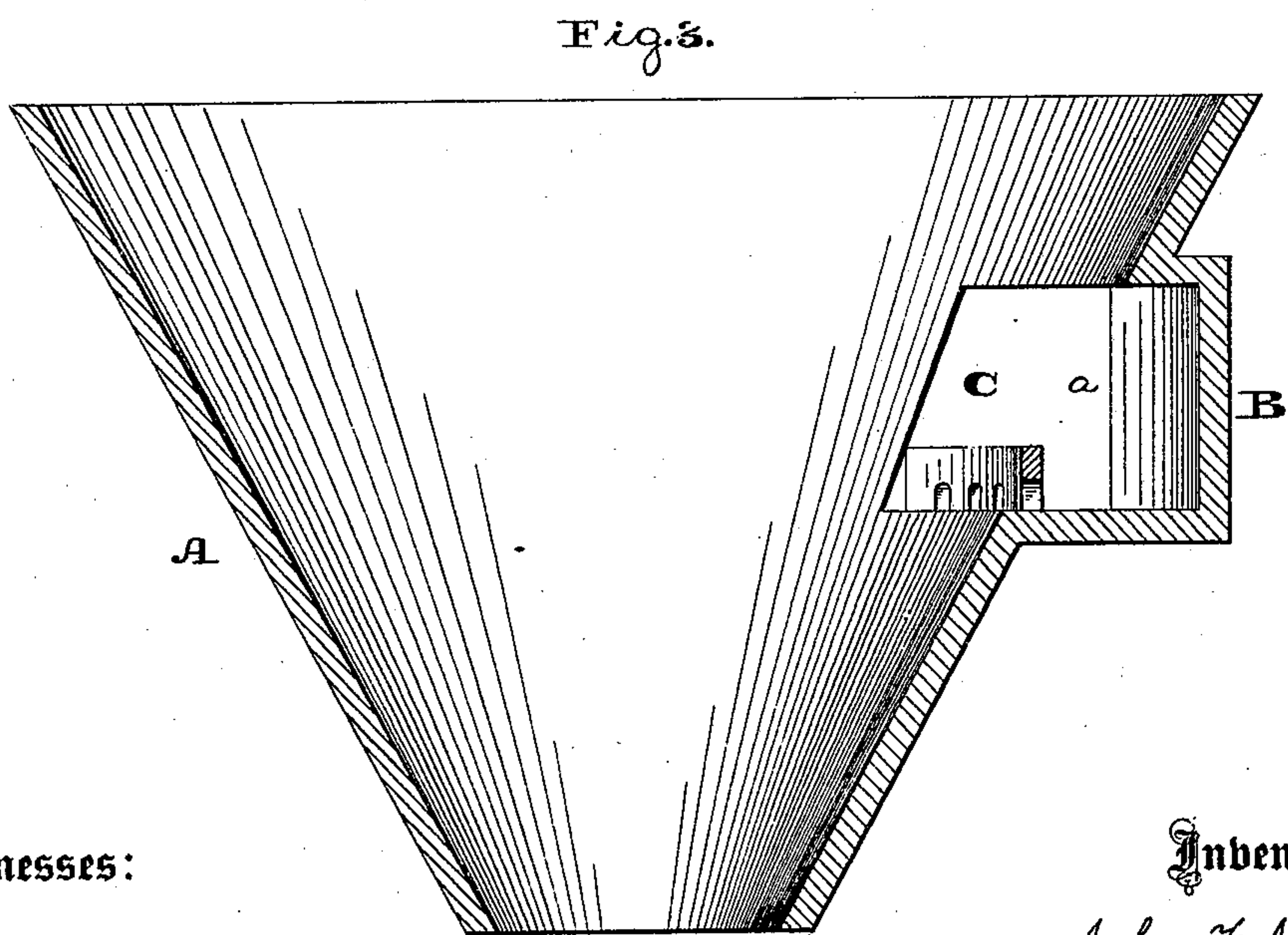
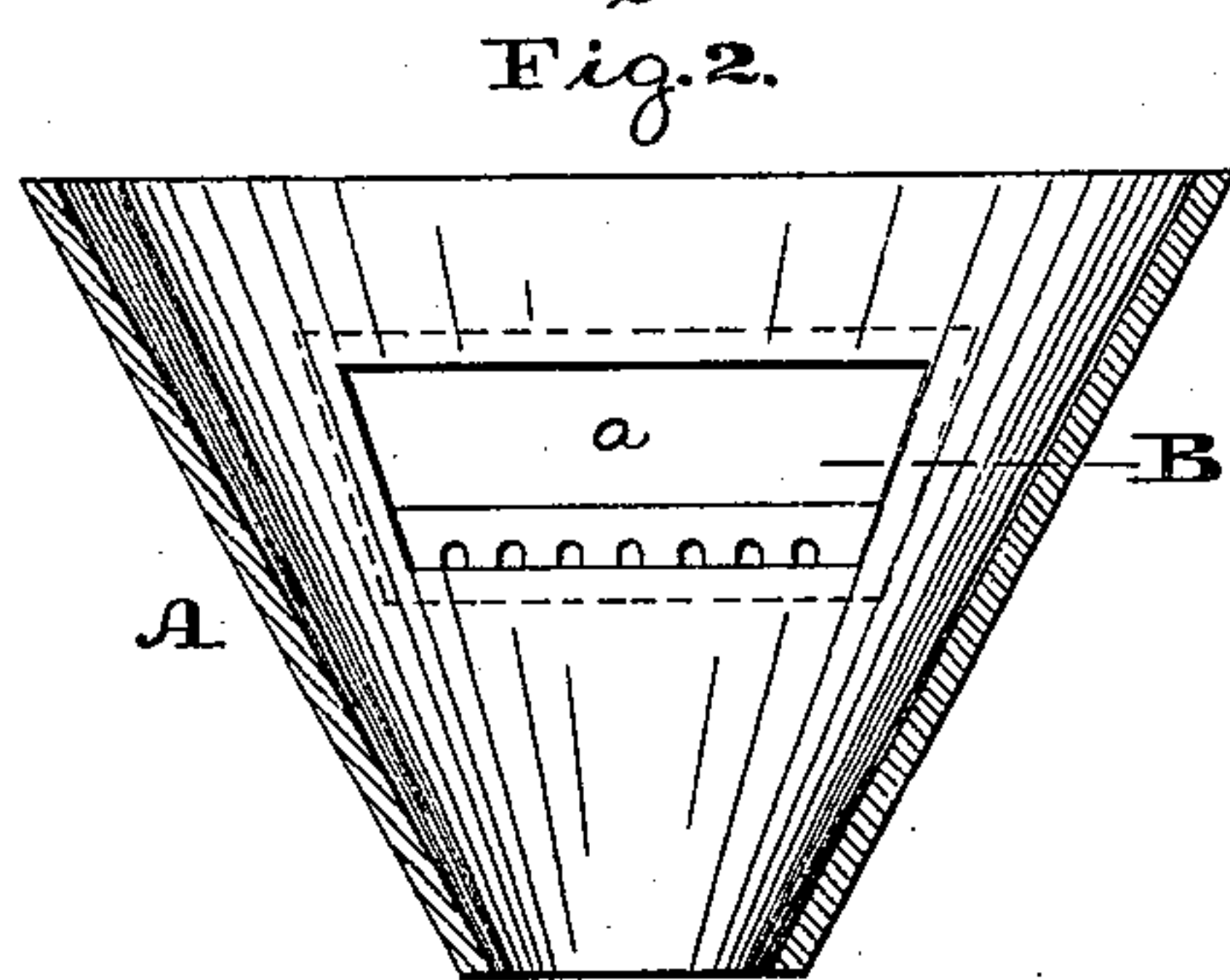
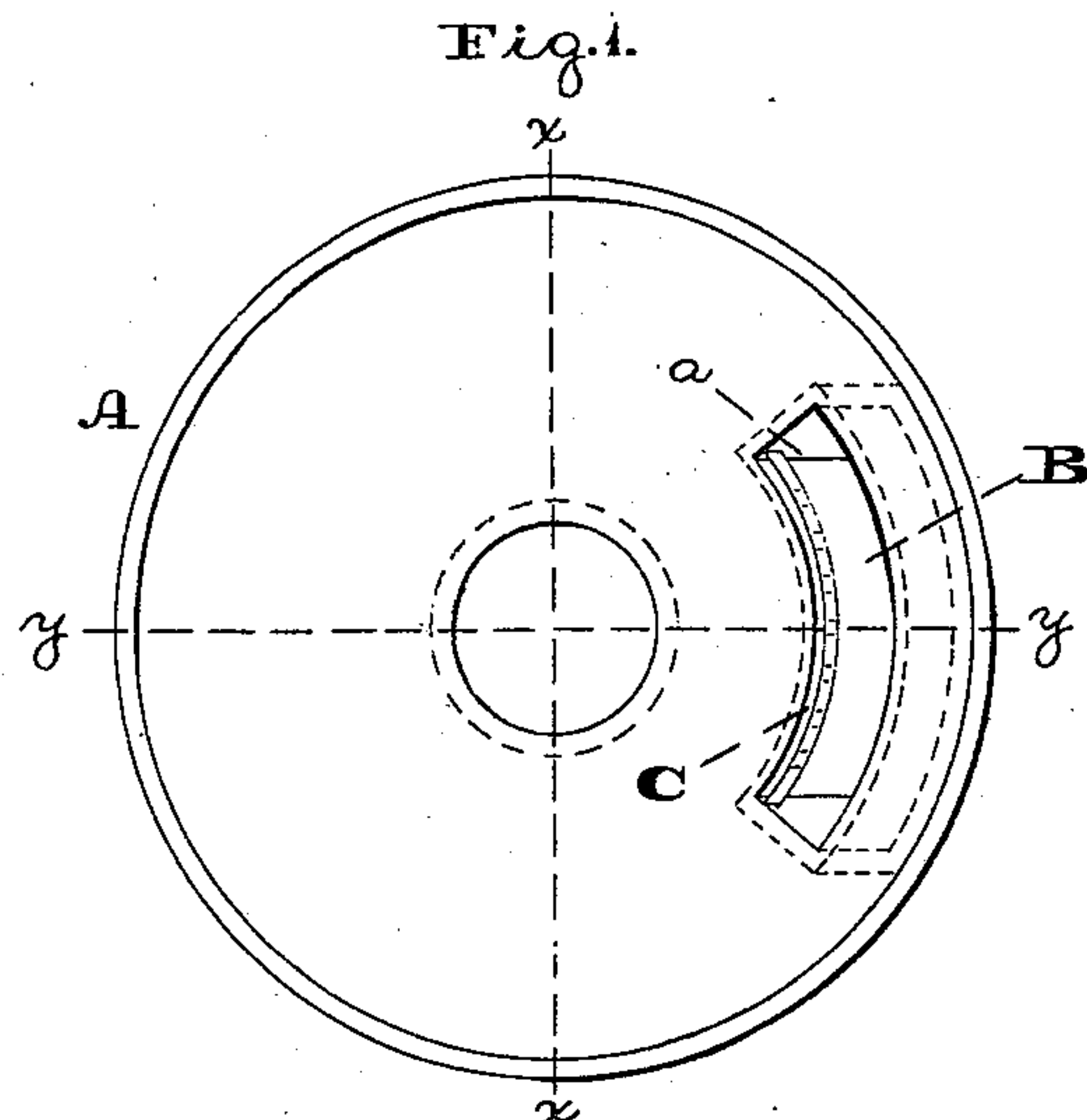


J. F. NAULTY.
Disinfecting Attachment to Water-Closets.
No. 200,563. Patented Feb. 19, 1878.



Witnesses:

A. P. Grant

W. F. Kitcher

Inventor:

John F. Naulty,

by

John A. Fiedersheim

ATTORNEY.

UNITED STATES PATENT OFFICE.

JOHN F. NAULTY, OF PHILADELPHIA, PENNSYLVANIA, ASSIGNOR OF ONE-HALF HIS RIGHT TO CHARLES S. GREENE, OF SAME PLACE.

IMPROVEMENT IN DISINFECTING ATTACHMENTS TO WATER-CLOSETS.

Specification forming part of Letters Patent No. **200,563**, dated February 19, 1878; application filed January 19, 1878.

To all whom it may concern:

Be it known that I, JOHN F. NAULTY, of the city and county of Philadelphia, and State of Pennsylvania, have invented a new and useful Improvement in Disinfecting Attachments to Water-Closets, which improvement is fully set forth in the following specification and accompanying drawings, in which—

Figure 1 is a top or plan view of a water-closet bowl having my attachment applied thereto. Fig. 2 is a vertical section in line *x x*, Fig. 1; and Fig. 3 is a vertical section in line *y y*, Fig. 1, (enlarged.)

Similar letters of reference indicate corresponding parts in the several figures.

My invention consists of a chamber attached to or formed with a water-closet bowl, and receiving disinfecting material, said chamber being so located that water will flow therethrough or thereagainst, and thus carry with it some of the disinfectant material, so as to wash the bowl, without, however, bodily removing said material from the chamber and causing splashing of the water in the bowl.

Referring to the drawings, A represents a water-closet bowl, which, excepting as far as is necessary for my invention, may be of well-known form and construction. On the outside of the bowl there is supported a chamber, B, which may be attached to or formed with the bowl, and it communicates with the interior of the bowl by means of an opening, *a*, in the side of the bowl at the place occupied by the chamber. From the bottom of the chamber B, at the front or inner side thereof, or portion near the opening *a* there rises a perforated wall, C, which extends a short distance above said bottom without materially closing the opening *a*, it being noticed that the chamber B, with the wall C, is set back from the inner

face of the bowl, so as not to obstruct said face. The chamber B receives a piece of carbolic soap or other disinfectant substance, and as the running water designed to cleanse the bowl passes the chamber B, it washes the soap or other substance, and takes from it some of the disinfecting nature, so the removed disinfectant will wash the bowl and enter the trap and sewer or cess-pool, or other conveyer and receptacle, the advantages of which are evident. The volatile matters of the disinfectant are also evolved, and they serve to counteract the noxious vapors of the contents of the bowl, and of the closet generally.

It will be seen that during the flowing of the water the piece of soap or other substance in the chamber will be held therein by the sides of the chamber and the wall C, and prevented from being bodily removed.

It will also be seen that the chamber offers no obstacle to the free passage of the water, and thus splashing is prevented.

The replenishing of the disinfectant is readily accomplished, and the drip in the chamber will escape through the perforations of the wall C.

Having thus described my invention, what I claim as new, and desire to secure by Letters Patent, is—

1. The water-closet bowl provided with the set-back disinfectant-chamber B, substantially as and for the purpose set forth.

2. The water-closet bowl having a side opening, *a*, in combination with the disinfectant-chamber B, having a wall, C, substantially as and for the purpose set forth.

JOHN F. NAULTY.

Witnesses:

JOHN A. WIEDERSHEIM,
H. R. SHULTZ.