

J. W. FISHER.
Fire-Pot or Portable Furnace.

No. 200,523.

Patented Feb. 19, 1878.

Fig. 1.

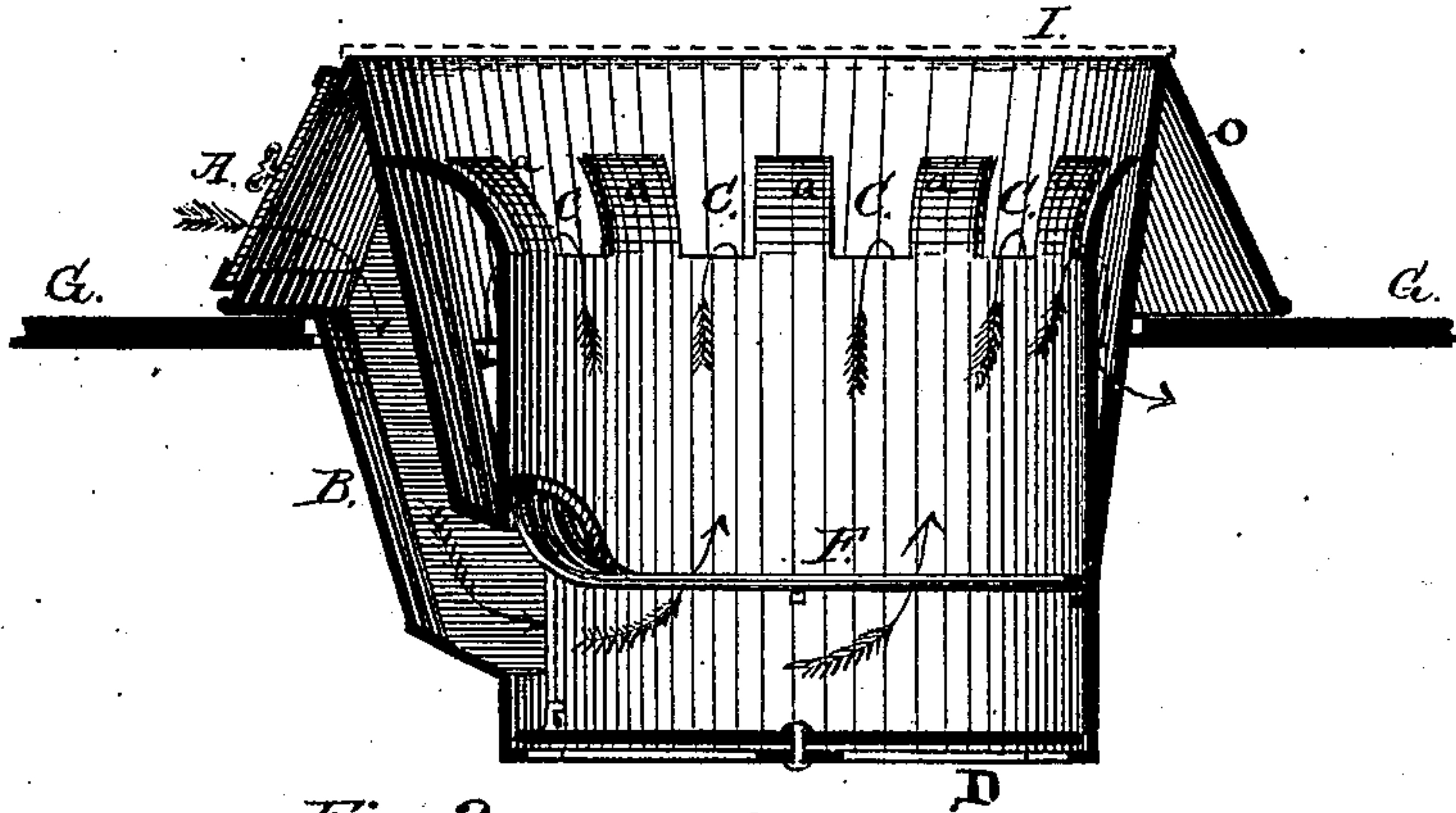


Fig. 2.

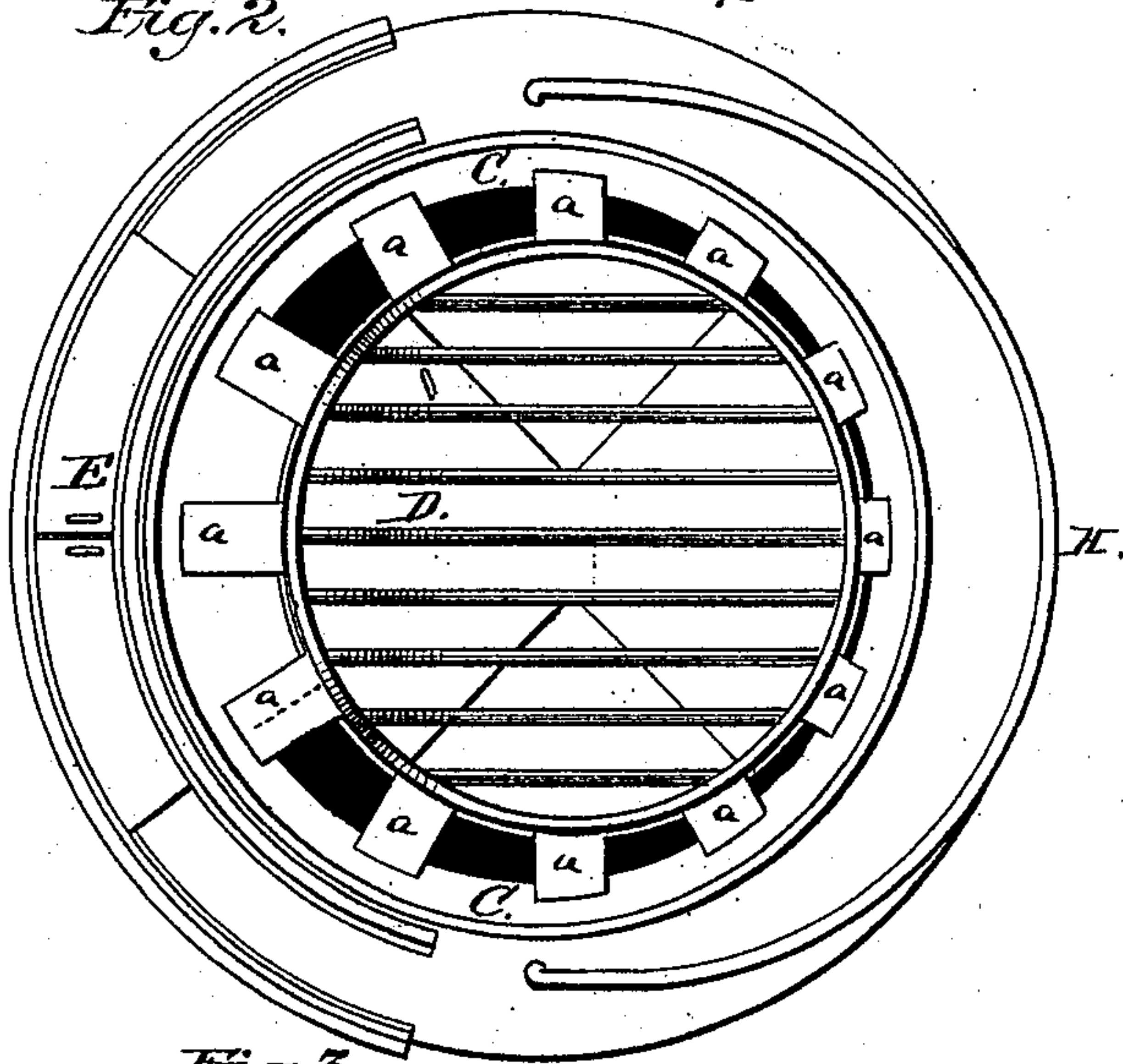
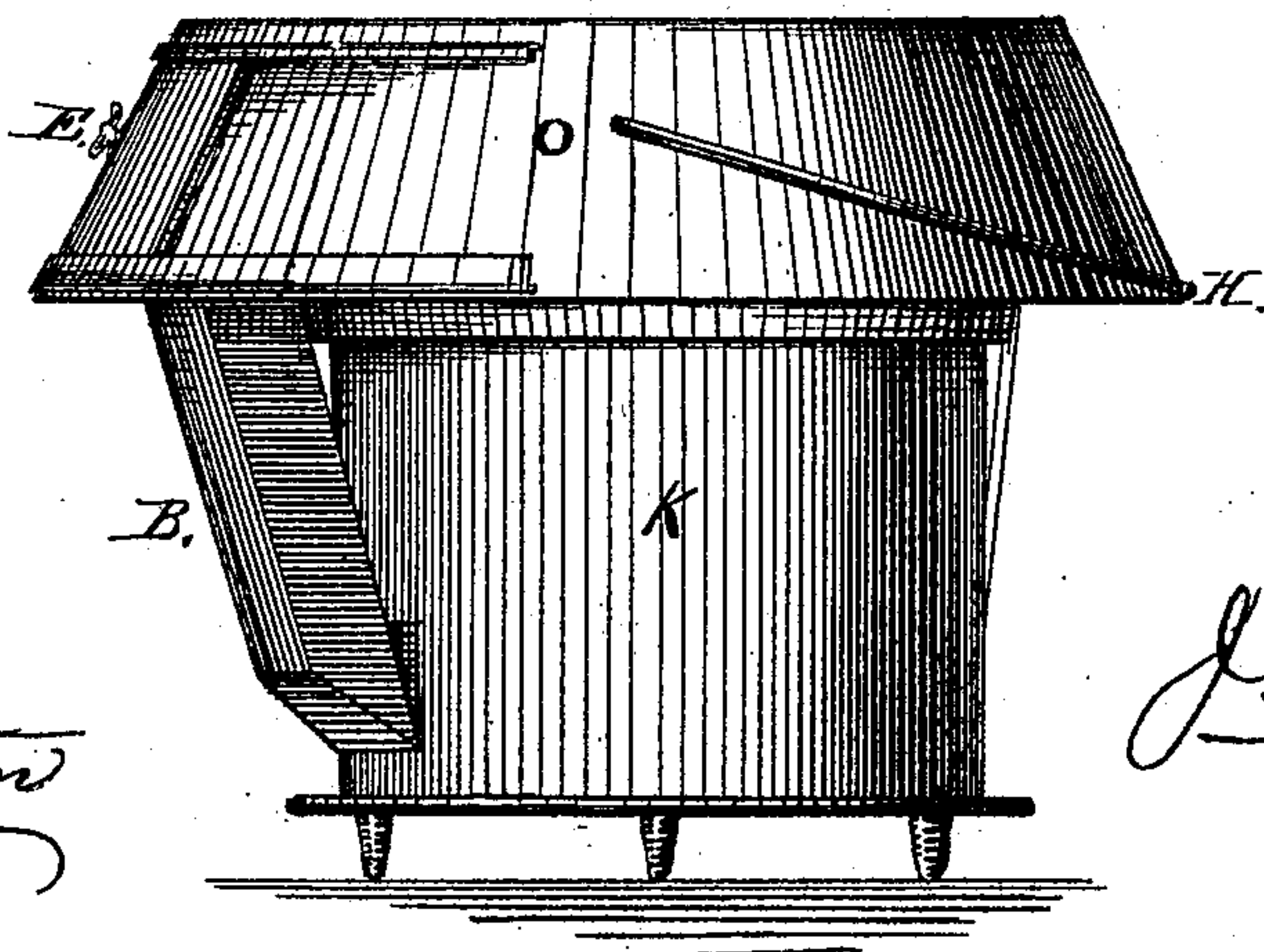


Fig. 3.



Attest:

W. P. Green
D. A. Morton

Inventor:

J. W. Fisher

UNITED STATES PATENT OFFICE.

JOSEPH W. FISHER, OF GROTON, NEW YORK.

IMPROVEMENT IN FIRE-POTS OR PORTABLE FURNACES.

Specification forming part of Letters Patent No. **200,523**, dated February 19, 1878; application filed November 13, 1877.

To all whom it may concern:

Be it known that I, JOSEPH W. FISHER, of Groton, Tompkins county, New York, have invented new and useful Improvements for Cooking and Household Purposes, which consists of a fire-pot or portable furnace designed to sit into a common stove or range, and is fully described in the following specification and accompanying drawing.

Similar letters indicate corresponding parts.

Figure 1 is a section showing position of my invention when placed in a range or stove. Fig. 2 is a plan of same, looking down into the pot. Fig. 3 is a perspective view.

The object of my invention is a portable summer-furnace, combining in its construction simplicity and economy, and which is designed to be used in connection with an ordinary cooking stove or range during warm weather.

My furnace is constructed of iron, copper, clay, or any other suitable material, and is cylindrical in form, thereby enabling it to be inserted through the griddle-hole of a stove or range. Around the top it is provided with a double or inverted-V-shaped rim, O, the inner portion of which, forming an annular ring, fits the inner circumference of the stove-opening. The outer portion rests upon the top of the stove, thereby holding the pot securely in its proper position. The top of this rim corresponds in size with the opening of the stove or range, thus enabling the griddle I of the stove to fit upon and form a perfect covering to the pot or furnace.

The body K of the pot is attached to the rim in the following manner: Its upper edge *a* is made to bend or flare outward, and openings C, of two or more inches in diameter, are provided at regular intervals around its entire circumference. These openings may be of any desirable shape or form. This upper edge is then securely attached and united to the inner portion of the rim, as shown in Fig. 1.

A grate, F, is provided, which is located four or more inches from the bottom of the body K, for the reception of the fuel.

On one side of the body an air-passage, B, is provided, extending from the rim O above the stove, and opening into the body K beneath the grate. A slide or damper, E, is provided at the top of this air-passage, for the purpose of admitting or shutting off the air.

The end of the grate F is made to bend or turn upward above the air-passage, in order to accommodate itself thereto, and also to admit of the insertion of an ordinary fire-poker, for the purpose of raking the fire without removing the pot from the stove.

The bottom D of the pot is provided with a reversible damper or slide, pivoted in the center, for the purpose of permitting the ashes or cinders to drop into the stove or range.

When it is desired to use my range for the purposes of cooking, ironing, &c., a fire is kindled on the grate F, and the pot is inserted in the stove and covered. The slide E is then opened, permitting the air to pass from above the stove through the air-passage beneath the grate, thus supplying the required oxygen to the fire. The smoke escapes through the openings C around the top of the pot, and passes thence into the stove or range and out of the chimney.

The grate is raked by passing a poker through the air-passage beneath the grate, and the ashes and cinders are dropped from time to time into the stove by opening the slide at the bottom D in the same manner—*i. e.*, with the poker.

A handle or bail, H, is provided for convenience in handling.

I am aware that fire-pots for similar purposes, designed to be used in connection with stoves, and having the air admitted from above by means of a double body, have been heretofore used, and I do not claim this principle, broadly; but

What I claim, and desire to secure by Letters Patent, is—

1. In a portable fire-pot or furnace to be used in connection with a stove or range, the body K, having grate F, the rim O, and air-passage B, all constructed and combined substantially as described.

2. A fire-pot constructed with body K, V-shaped rim O, and air-passage B, in combination with cover or griddle I, substantially as described, and for the purpose specified.

J. W. FISHER.

Witnesses:

M. P. GREEN,
D. A. MORTON.