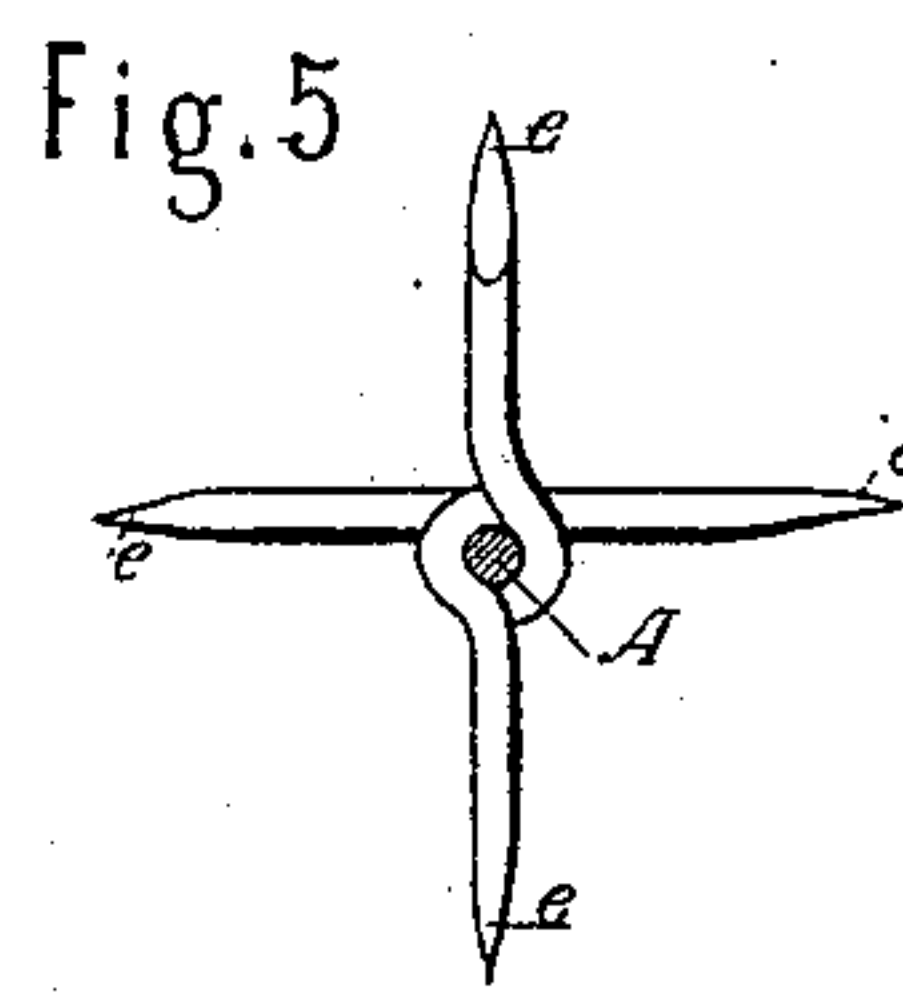
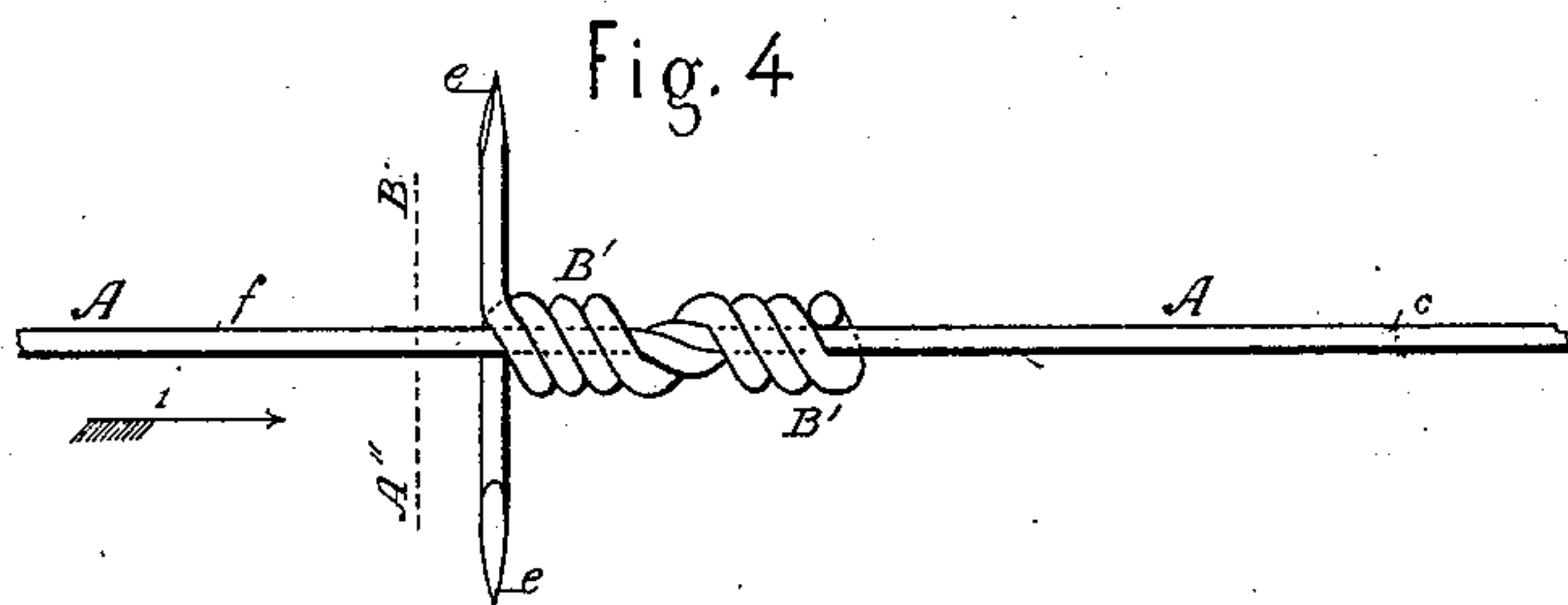
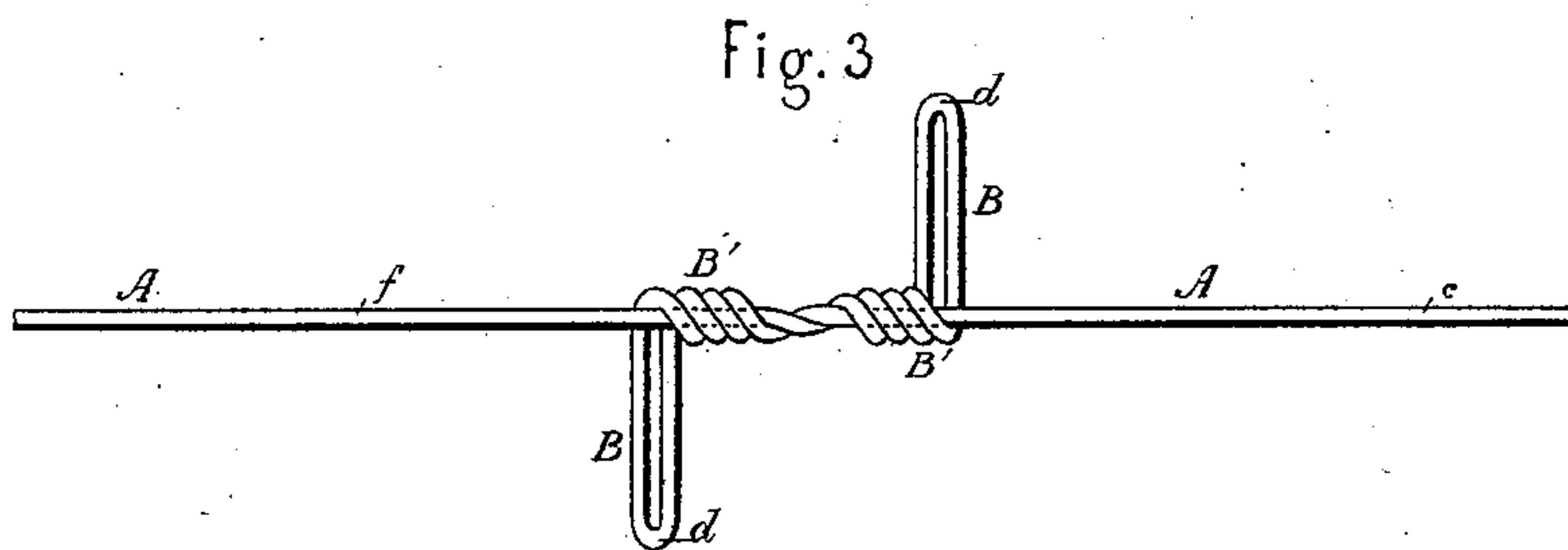
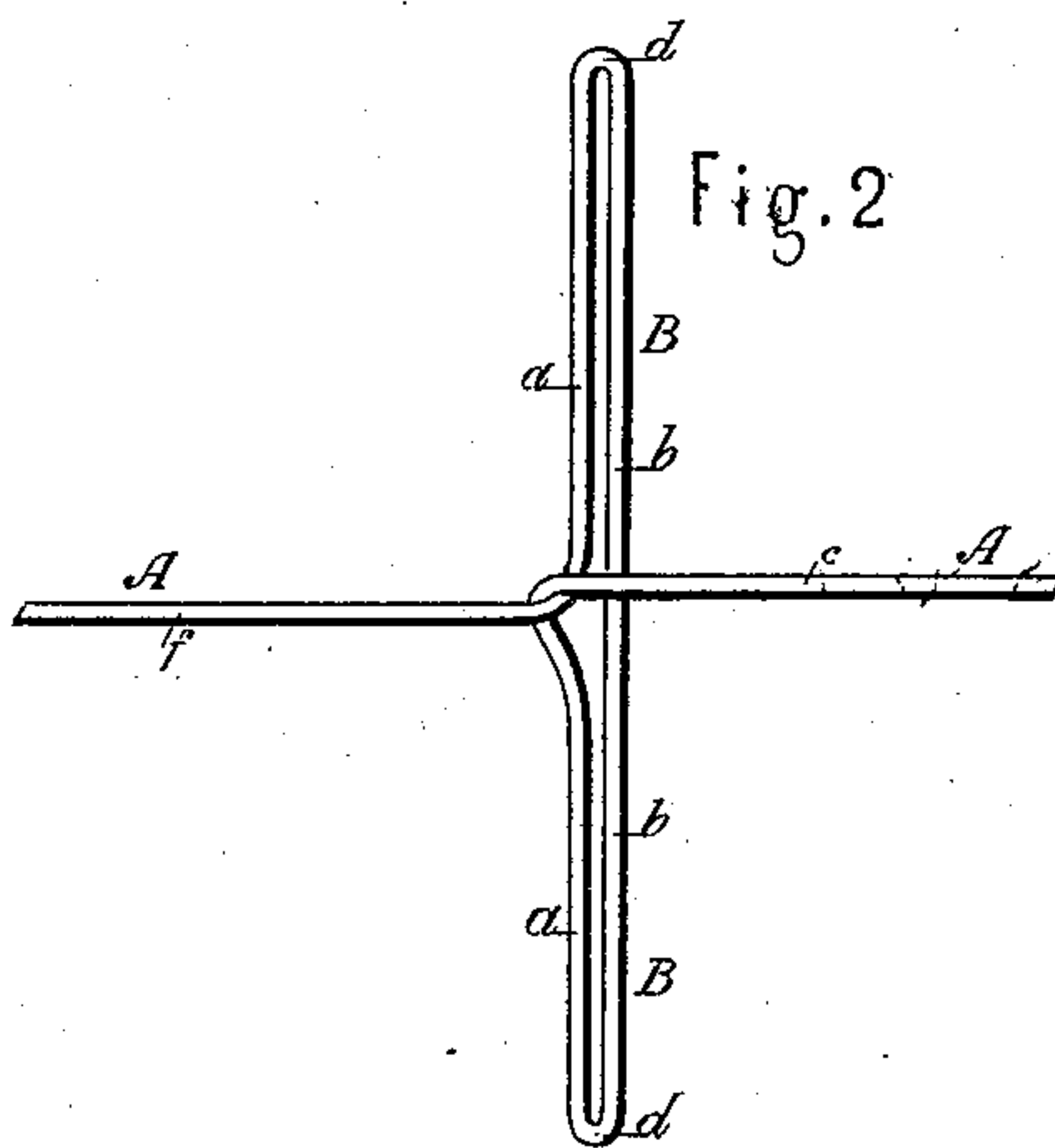
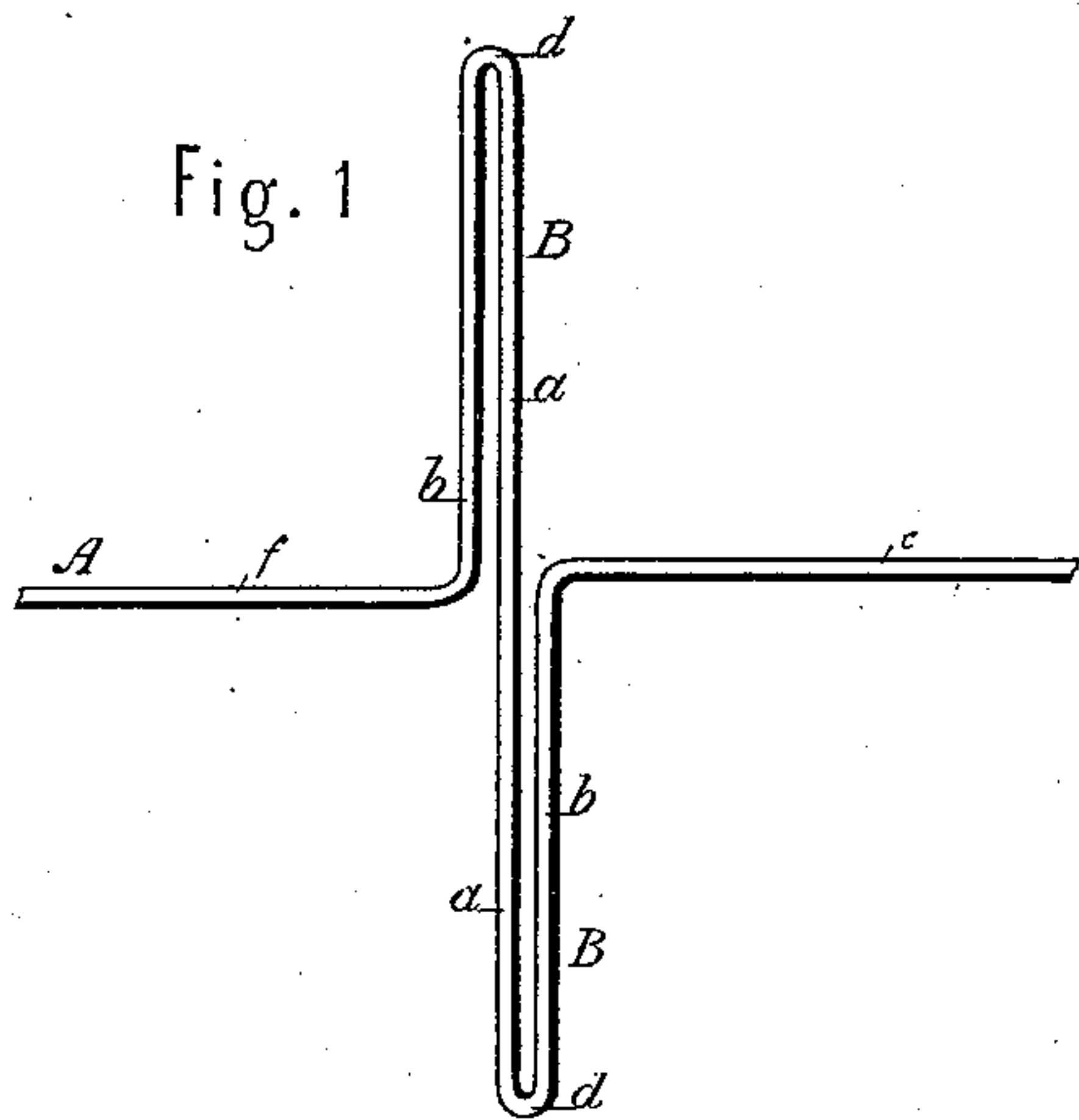


C. F. WASHBURN,
Barbed Fence-Wire.

No. 200,494.

Patented Feb. 19, 1878.



WITNESSES

Thos. H. Dodge
Edwin C. Moore

INVENTOR

Chas. F. Washburn

UNITED STATES PATENT OFFICE.

CHARLES F. WASHBURN, OF WORCESTER, MASSACHUSETTS.

IMPROVEMENT IN BARBED FENCE-WIRES.

Specification forming part of Letters Patent No. **200,494**, dated February 19, 1878; application filed November 17, 1876.

To all whom it may concern:

Be it known that I, CHARLES F. WASHBURN, of the city and county of Worcester, and Commonwealth of Massachusetts, have invented certain new and useful Improvements in Barbed Fence-Wire; and I do hereby declare that the following is a full, clear, and exact description of the same, reference being had to the accompanying drawings, and the letters of reference marked thereon, forming a part of this specification, and in which—

Figure 1 represents a piece or section of wire, showing the manner in which it is first bent in the process of making my improved barbed fence-wire. Fig. 2 represents the form of the same at a subsequent stage of manufacture. Fig. 3 represents the manner in which the loops, formed as illustrated in Figs. 1 and 2 of the drawings, are twisted back about the main wire or wires, and before the ends of the said loops are cut off to form the barbs. Fig. 4 represents the loops shown in Fig. 3 cut off pointed to form barbs, as will be hereinafter more fully described. Fig. 5 represents a section taken on line A B, Fig. 4, looking in the direction of arrow 1, same figure.

My invention relates to improvements in wire fences; and consists in a barb fence-wire formed from a single strand of wire, so looped together and cut as to form four barbs or points.

To enable those skilled in the art to which my invention pertains to make and use the same, I will proceed to describe it more in detail.

In the accompanying drawings, the parts marked A represent the main strand or strands of wire; and B B, loops formed by bending portions *a b* of the main wire, as indicated in the drawings.

In the process of manufacture the wire is

first bent by preference into the form shown in Fig. 1 of the drawings. The part *c* of main wire A, in this instance, is then bent back around one of the loops B, so that the parts occupy the relative positions shown in Fig. 2. Loops B B are now twisted around the main wire A, as shown at B', Fig. 3 of the drawings, after which the barbs are completed by cutting the ends *d* of loops B, so that they will form four pointed ends or barbs, *e*, which may be bent to project as shown in Fig. 5.

When making the barbs from a single wire, instead of looping the part *c*, as shown in Fig. 2, the upper loop B may be twisted around the part *c* of the main wire, and the lower loop B twisted about the part *f* of the main wire A.

Having described my improvements in barbed fence-wire, I would observe I am aware that Letters Patent were granted to Jacob Haish on the 20th day of January, 1874, and numbered 146,671, for improvement in wire fences, and I hereby disclaim the invention or improvement in wire fences shown and described in said Letters Patent, and therefore I do not claim, broadly, the combination of two sections of main wire having twists and two or more points or barbs; but

What I do claim, and desire to secure by Letters Patent, is—

1. A barbed fence-wire formed from a single strand of wire, looped together and cut to form four points or barbs at given distances apart, substantially as described.

2. The combination, with the parts *c* and *f* of the sections of main wire or wires A, of the twists B B', and four points or barbs, *e*, substantially as and for the purposes set forth.

CHAS. F. WASHBURN.

Witnesses:

THOS. H. DODGE,
EDWIN E. MOORE.