

H. E. THOMPSON, Jr.  
Temporary Binder.

No. 200,488.

Patented Feb. 19, 1878.

FIG. 1.

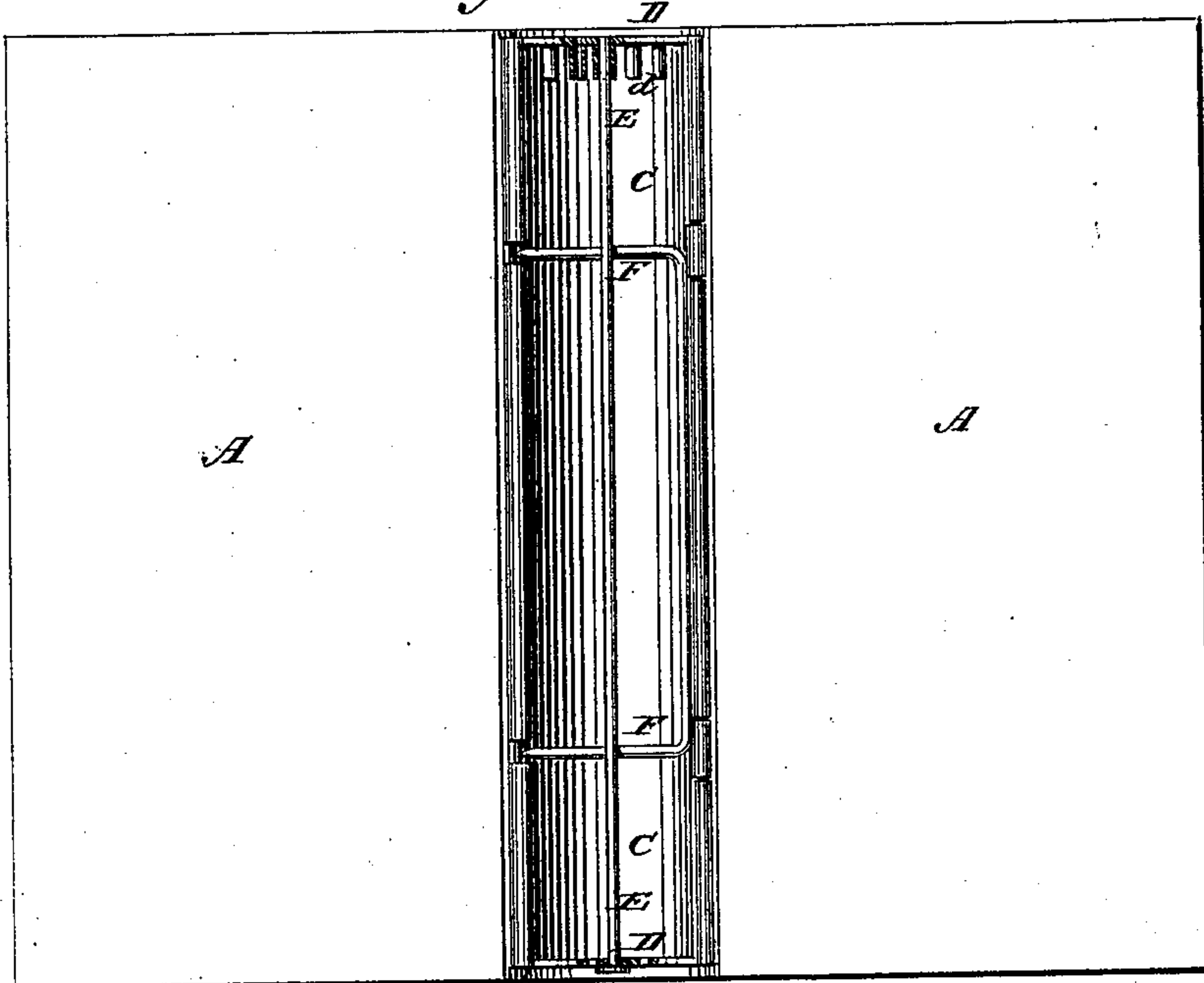


FIG. 2.

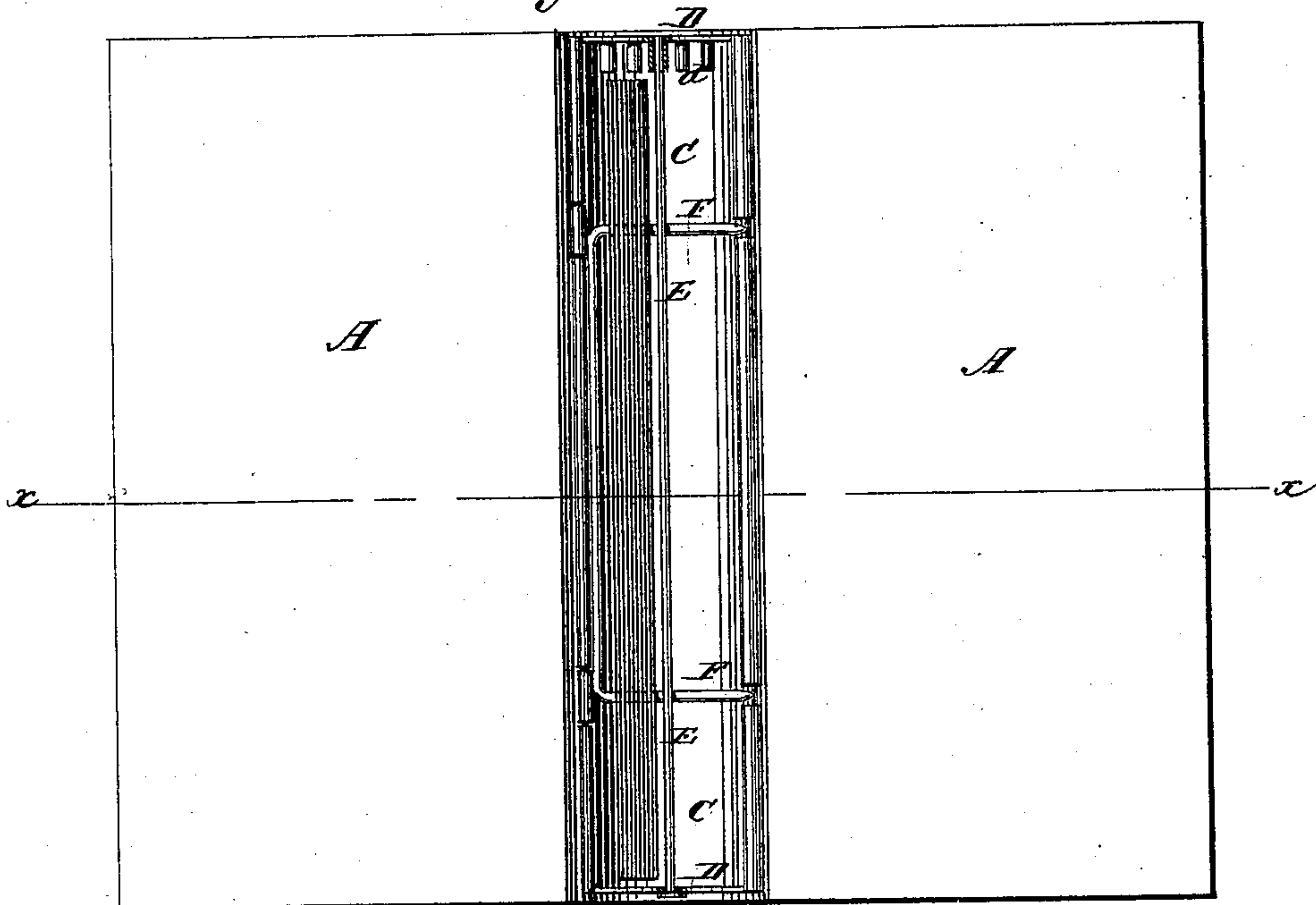
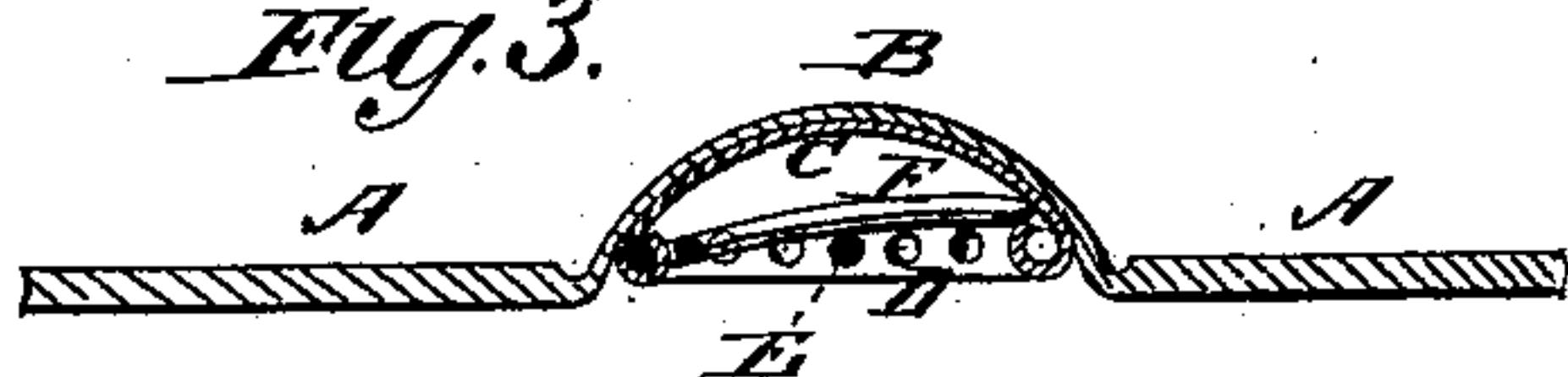


FIG. 3.



WITNESSES:

*V. McArdle,*  
*C. Sulgwick*

INVENTOR:

*H. E. Thompson, Jr.*

BY

*Munroe*

ATTORNEYS.

# UNITED STATES PATENT OFFICE.

HENRY E. THOMPSON, JR., OF PITTSFIELD, MASSACHUSETTS.

## IMPROVEMENT IN TEMPORARY BINDERS.

Specification forming part of Letters Patent No. **200,488**, dated February 19, 1878; application filed January 30, 1878.

*To all whom it may concern:*

Be it known that I, HENRY ERNEST THOMPSON, Jr., of Pittsfield, in the county of Berkshire and State of Massachusetts, have invented a new and useful Improvement in Binders or Files for Magazines, Papers, Letters, &c., of which the following is a specification:

Figure 1 is a view of my improved binder or file opened, parts being broken away to show the construction, and showing the right-handed arrangement. Fig. 2 is a view of my improved binder or file opened, parts being broken away to show the construction, and showing the left-handed arrangement. Fig. 3 is a cross-section of the same, taken through the line *x x*, Fig. 2.

Similar letters of reference indicate corresponding parts.

The object of this invention is to furnish an improved binder or file for magazines, papers, letters, &c., which shall be simple in construction, convenient in use, not liable to get out of order, and which will confine its contents snugly and hold them securely, whether they be few or many.

The invention consists in an improved binder or file, formed by the combination of the semi-tubular plate, the semicircular perforated end plates, the hinged arms, and the detached rod with each other, and with the back and sides of the case, as hereinafter fully described.

A A are the boards or sides of the case, and B is the back. To the back B is secured a semi-tubular plate, C, to the end parts of which are secured semicircular plates D D, along the straight edges of which are formed a number of holes to receive the ends of the rod E. The edges of the plate C are bent over to form tubes, to one of which are hinged two arms, F, of such a length that their free ends may enter notches in the other edge of the plate C. The tube in the other edge of

the plate C serves to receive the rod E when the case is full.

If desired, the two arms F may be formed in one piece, the middle part of which extends along the edge of the plate C. The arms F F are made pointed, to enable them to be readily passed through holes in magazines and papers to be bound or filed. In the holes in one or both of the plates D D are secured short tubes *d'*, to receive the ends of the rod E.

The cases may be made right-handed, as shown in Fig. 1, so that the magazine, paper, or letter last received may be first seen when the left-hand board or side is turned back or opened; or they may be made left-handed, as shown in Figs. 2 and 3, so that the magazine, paper, or letter first received may be seen first when the left-hand board or side is turned back or opened.

In using the case holes are made in the magazine, paper, or letter to be filed, the rod E is withdrawn, the magazine, paper, or letter is slipped upon the arms F F, and the rod E is inserted in the hole next to the outer side of the magazine, paper, or letter last inserted, and above the arms F F. The covers may be made of cloth, leather, cloth and leather, or leatherette, as may be desired.

Having thus fully described my invention, I claim as new and desire to secure by Letters Patent—

An improved binder or file, formed by the combination of the semi-tubular plate C, the semicircular perforated end plates D D, the hinged arms F F, and the detached rod E with each other, and with the back B and sides A A of the case, substantially as herein shown and described.

HENRY ERNEST THOMPSON, JR.

Witnesses:

W. D. AXTELL,  
E. G. HUBBEL.