

H. A. HAYDEN.
Belt for Suspending Garments.

No. 200,293.

Patented Feb. 12, 1878.

Fig. 1.

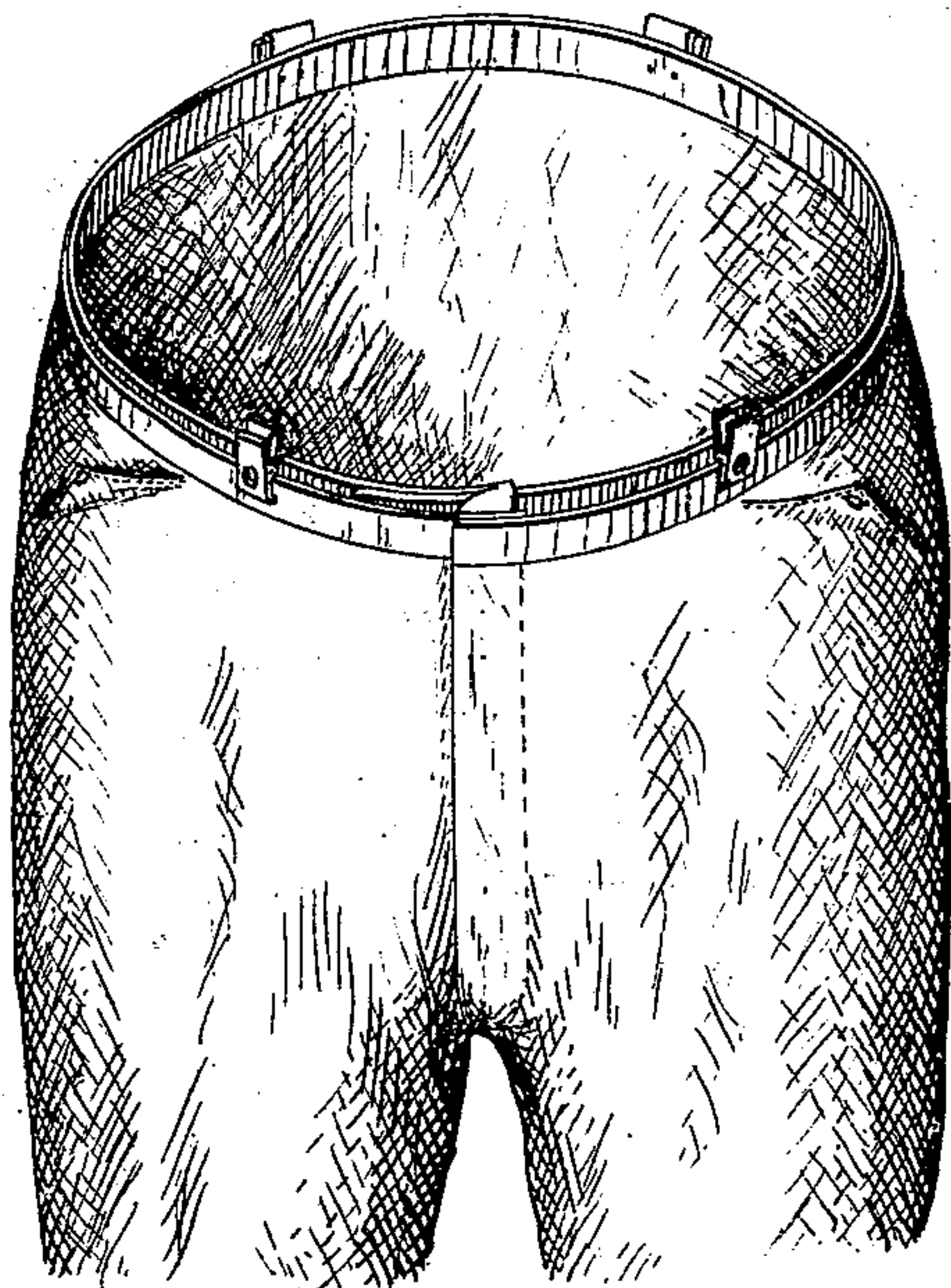


Fig. 2.

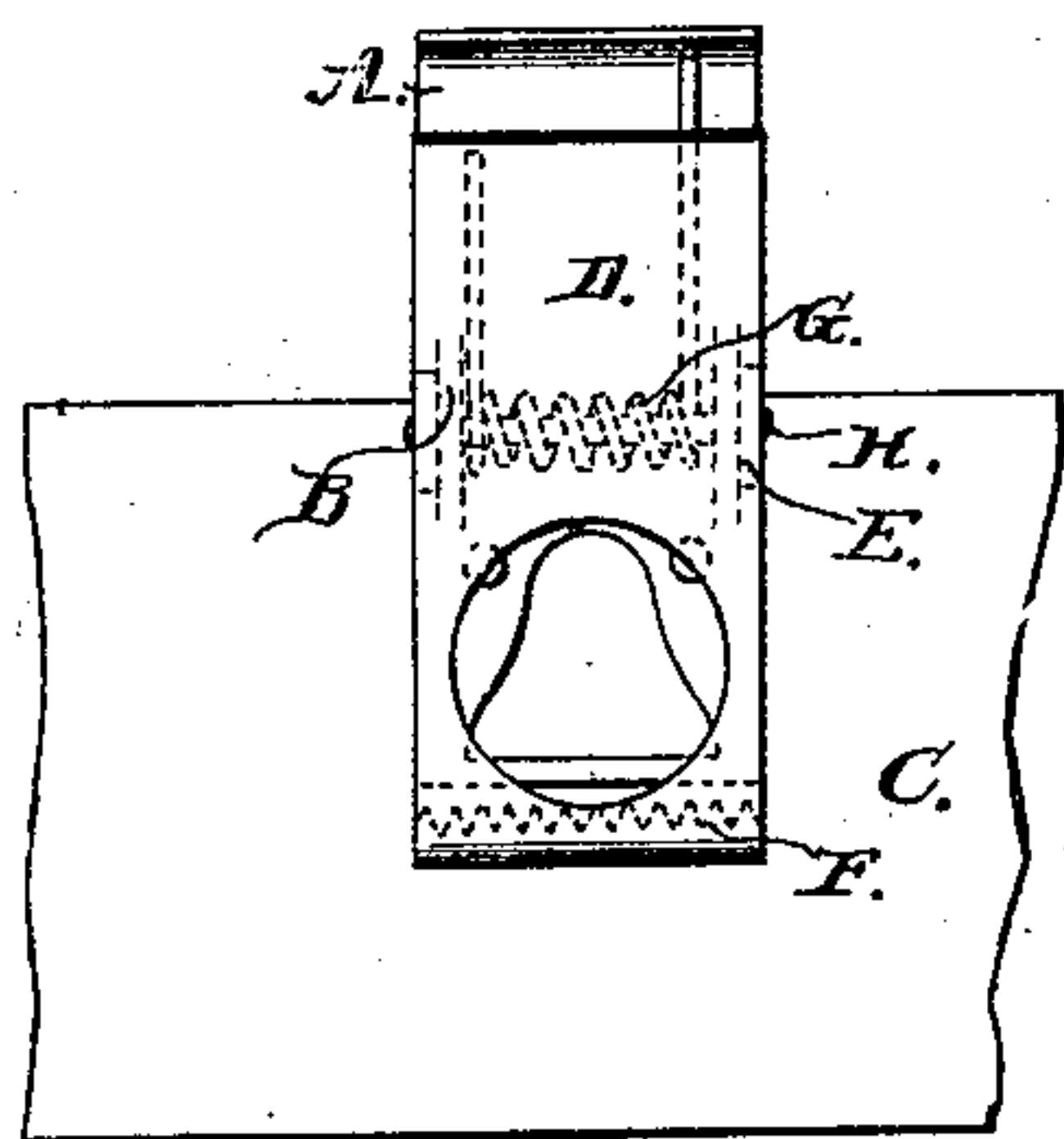


Fig. 3.

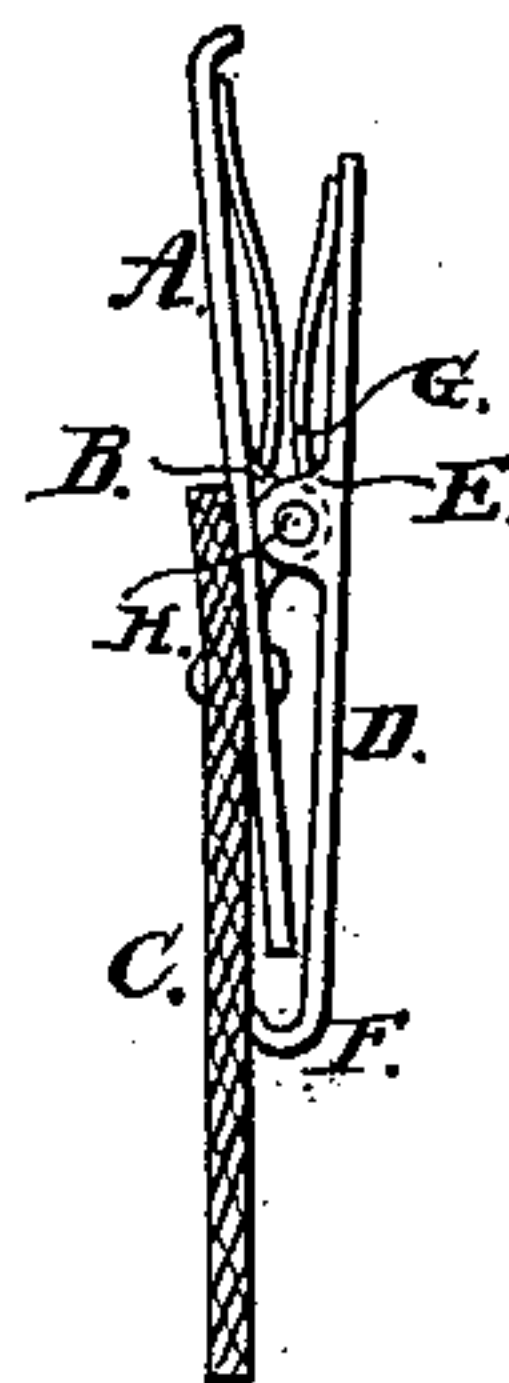
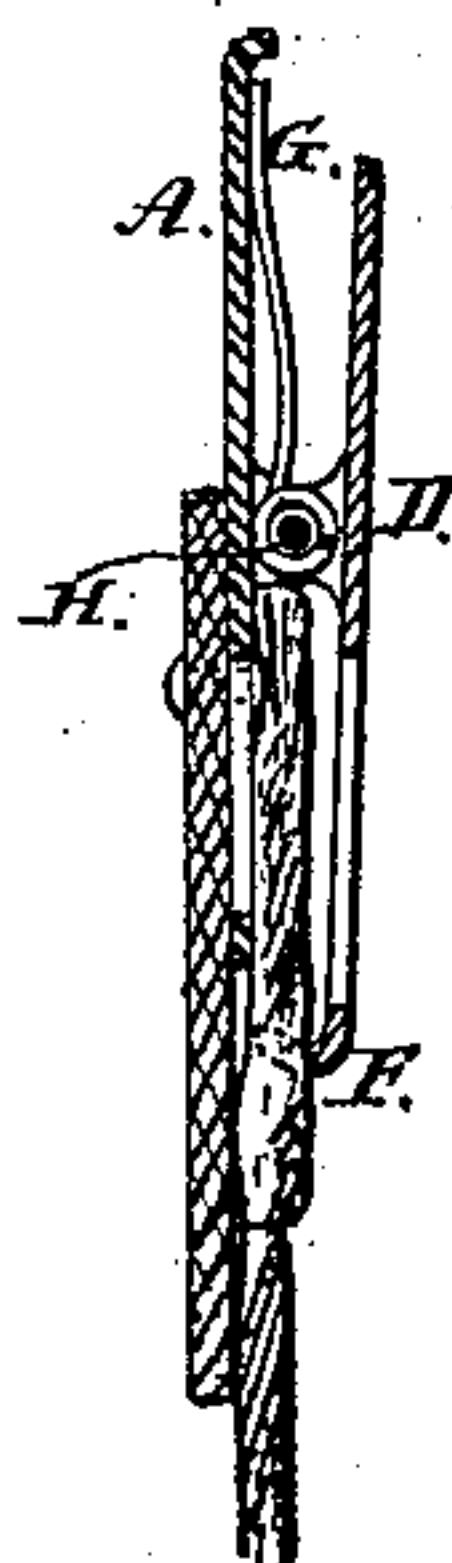


Fig. 4.



Witnesses;

Geo. H. Graham.
C. H. Koepe.

Inventor;

H. A. Hayden,

by Munroe & Philipp

Attorneys.

UNITED STATES PATENT OFFICE.

HENRY A. HAYDEN, OF NEW YORK, N. Y.

IMPROVEMENT IN BELTS FOR SUSPENDING GARMENTS.

Specification forming part of Letters Patent No. **200,293**, dated February 12, 1878; application filed November 28, 1877.

To all whom it may concern:

Be it known that I, H. A. HAYDEN, now of the city, county, and State of New York, have invented certain new and useful Improvements in Suspending Devices; and I do hereby declare the following to be a full, clear, and exact description of the same, reference being had to the accompanying drawings, forming a part of this specification, in which—

Figure 1 is a perspective view, showing a belt with suspending devices attached thereto to hold a pair of pantaloons. Fig. 2 shows a front view of a suspending device secured to a section of a belt. Fig. 3 is a side elevation of the same, partly in section. Fig. 4 is a section of the same, showing how the article is held to which it is applied.

The object of my invention is to produce a belt for suspending garments when placed within them, provided with suspending devices, consisting, essentially, of a pair or pairs of plates, between which a part or parts of the garment is or are held; and it consists in a belt provided with suspending devices, as will be more fully hereinafter described and claimed.

Referring to the drawings, C is a belt intended to surround the waist and lie within the garment to be supported, the ends of which belt are secured together by means of any suitable clasp or other fastening device. To this belt are secured several suspending devices, which are intended to firmly grasp and hold the garment to be supported at several points. The preferred form of this suspending device I will now describe.

A represents a plate, having ears B secured thereto, or forming a part of the same. D is a second plate, provided with ears E, secured thereto or forming a part thereof. These plates A and D are connected together by a wire, H, passing through the ears B E, so as to allow the plates to move toward and from each other. One end of the plate D is bent and provided with claws F, which project a short distance beyond the end of the plate A, for a purpose to be explained.

G is a spring coiled about the wire H, one

end pressing against the plate A, and the other against the plate D, so as to cause the claws F to be constantly pressed toward the plate A. Any well-known form of spring may be used instead of the coiled one shown.

The plates A and D may be cut out in any ornamental form to make the device light and tasteful, and yet be of sufficient strength.

The garment to be supported is placed between the plate A and the claws F of plate D. The spring G causes the claws F to press into the article and force the same over the end of the plate A, forming a bend, as shown in Fig. 4, and thus to firmly hold the article, the forcibly pulling the same causing the jaws and plates to more fully grasp it.

The suspending devices may be secured to the belt C by rivets passing through the latter and the plates A, by sewing the said plates thereto, or in any other suitable and convenient manner.

In Fig. 1 a belt is shown provided with suspending devices to grasp the waistband of a pair of pantaloons, the belt being within the garment.

It is to be understood that the belt provided with suspending devices may be used to support any other garment desired.

This belt provided with suspending devices is very useful for miners and other persons whose occupations require constant stooping, as the belt need not be tightened as much as when employed without such devices, and yet the pantaloons or under-clothing will be supported as well as if suspenders were employed, and will give a greater freedom of movement than if the ordinary belt was used.

The suspending device described can be used with suspenders, its plate A being riveted or otherwise secured at its ends.

I am aware that belts provided with hooks, eyes, and buttons for suspending garments are old; and such I do not claim, broadly; but

What I do claim, and desire to secure by Letters Patent, is—

As a new article of manufacture, a belt for suspending garments, provided with suspend-

ing devices consisting of one or more pairs of plates, the under plate of each pair being secured to the belt, and the outer plate of each pair being pivoted to said under plate and constructed with claws that project a short distance beyond the end of said under plate, substantially as shown and described.

In testimony whereof I have signed my name to this specification in the presence of two subscribing witnesses.

HENRY A. HAYDEN.

Witnesses:

H. T. MUNSON,

GEO. H. GRAHAM.