

G. W. GOMBER.
Fruit-Jars.

No. 200,188.

Patented Feb. 12, 1878.

Fig: 1.

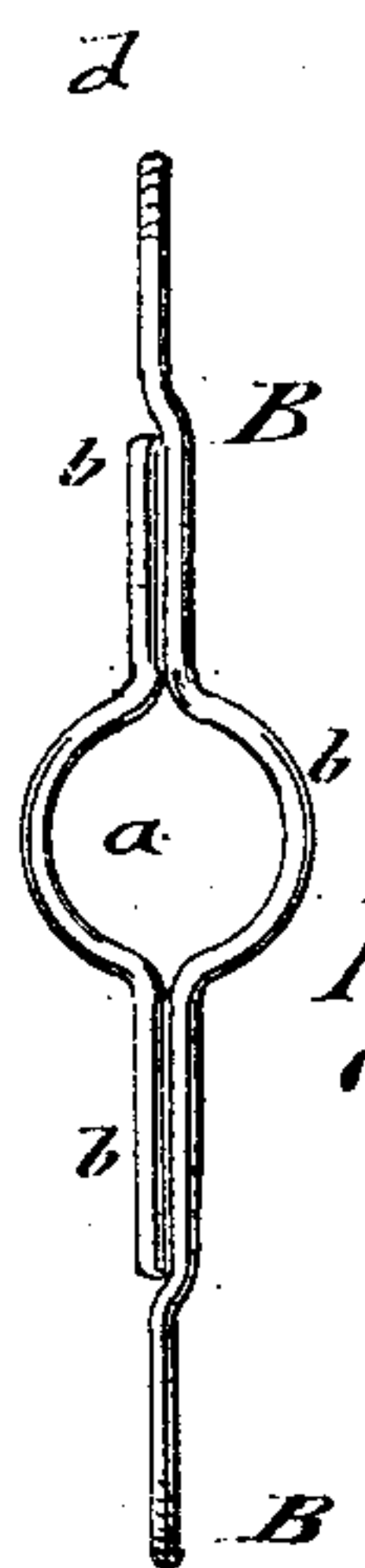
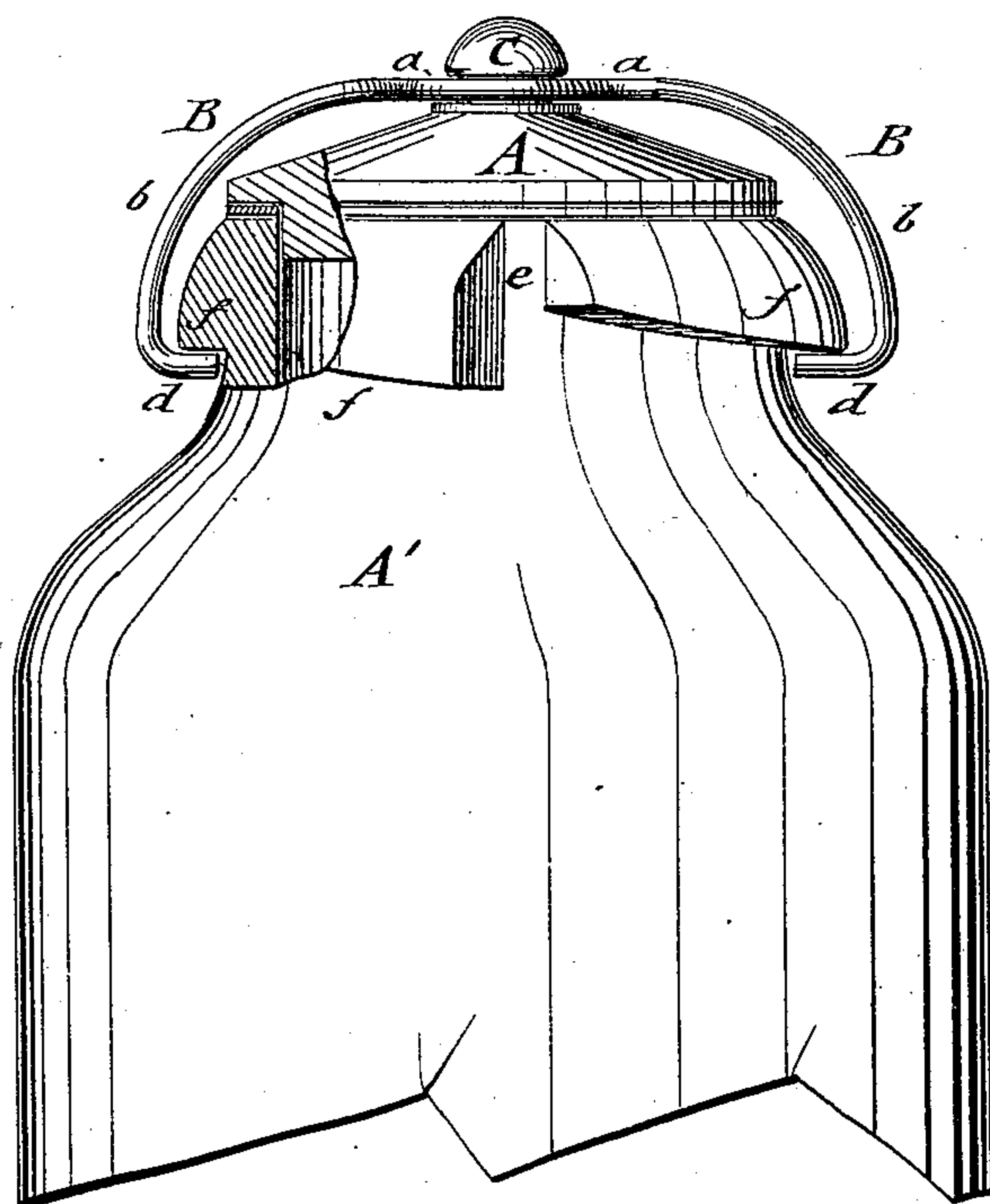
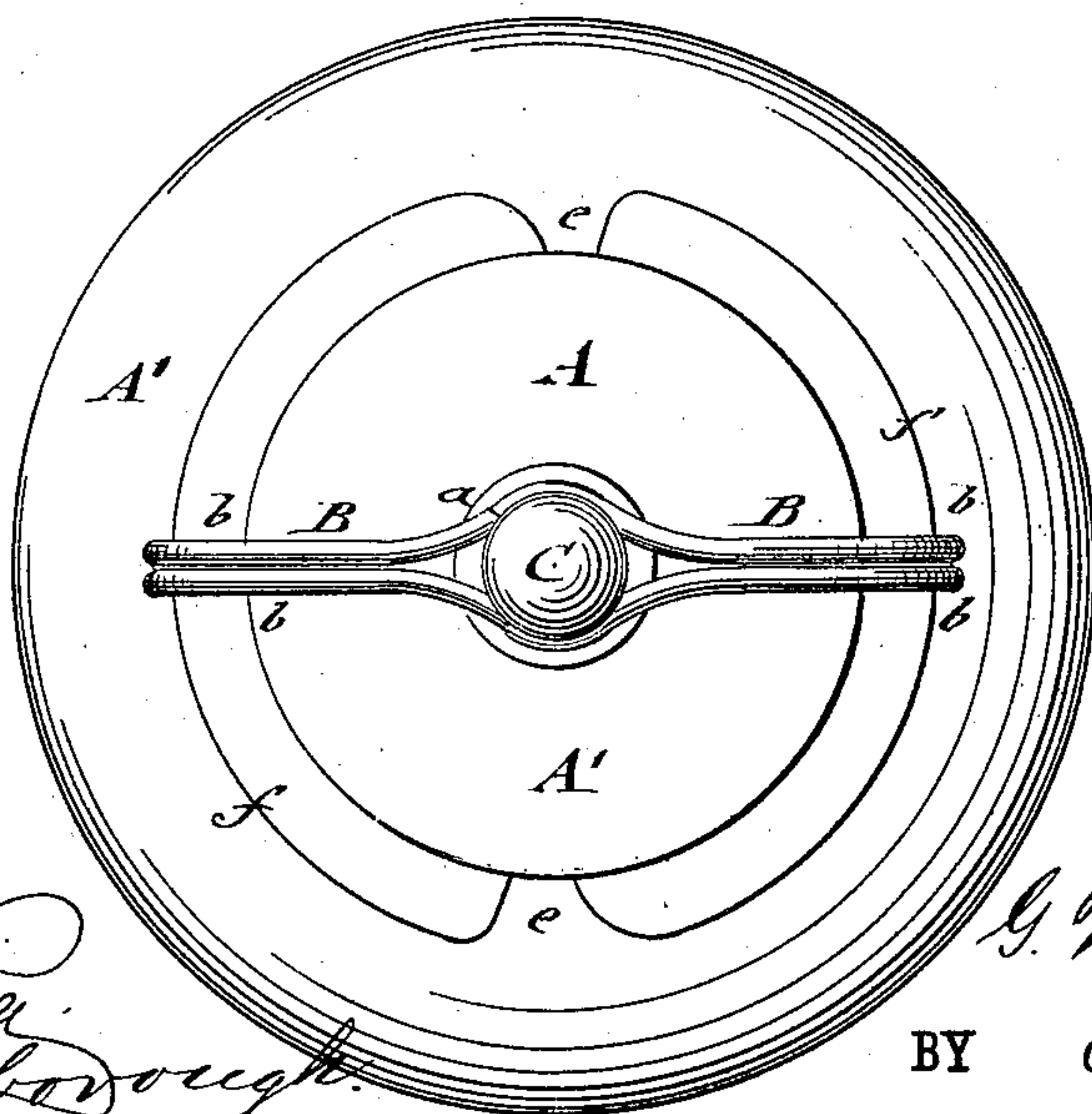


Fig: 3.

Fig: 2.



WITNESSES:

Chas. Nida.
J. H. Scarborough.

INVENTOR:

G. W. Gomber.

BY

Mumford

ATTORNEYS.

UNITED STATES PATENT OFFICE.

GEORGE W. GOMBER, OF SYBERTSVILLE, PENNSYLVANIA.

IMPROVEMENT IN FRUIT-JARS.

Specification forming part of Letters Patent No. **200,188**, dated February 12, 1878; application filed August 11, 1877.

To all whom it may concern:

Be it known that I, GEORGE W. GOMBER, of Sybertsville, in the county of Luzerne and State of Pennsylvania, have invented a new and Improved Fruit-Jar, of which the following is a specification:

In the accompanying drawing, Figure 1 represents a sectional side elevation of my improved fruit-jar; Fig. 2, a top view of the same, and Fig. 3 a detail view of the closing-bail.

Similar letters of reference indicate corresponding parts.

The invention relates to an improved fastening for the covers of fruit-jars; and it consists of a bail secured by a ring-shaped portion to a neck and button of the glass cover, and fastened by the bent ends or lips of the bails to inclined edges or rims on the neck of the jar. The bail is made of two parts, which encircle the neck of the button, and are soldered together at both sides of the same, to be retained in connection therewith.

In the drawing, A represents the glass cover of a fruit-jar, A', which is secured by a wire bail, B, to the mouth of the fruit-jar, and sealed tightly thereto by the pressure on an interposed rubber ring or gasket. The bail B extends across the cover A, and is attached to a round neck and bottom, C, of the cover by a circular band or clasp, a, of the bail. The bail B is made of two parts, b, which are either soldered together and run parallel to each other at both sides of the semicircular parts that clasp the neck of the cover, or one part is made with short ends and soldered to the main part at both sides of the neck, so as to clasp the latter without any chance of getting detached, as shown in Fig. 3.

When the parts b are soldered at some distance from the neck, the semicircular portions a

spring sufficiently to admit the taking off and putting on of the bail; but when the parts are soldered together close to the neck, the bail is connected without being taken off.

The ends of the bail are turned down and then inwardly at the ends, forming lips d at the ends, that pass down along diametrically-opposite recesses e of the neck of the jar, and then, on turning the bail, along rims or ledges f, with inclined under sides, so that the bail is gradually pressed firmly on the cover, and the same retained in tightly-sealed position on the mouth of the jar.

By turning the bail in opposite direction, the cover is readily taken from the jar, together with the bail, which remains on the cover, to be at any moment available for closing the jar again.

The simple construction and attachment of the bail to the cover and the facility of closing the jar constitute the advantages of my improved fruit-jar.

Having thus described my invention, I claim as new and desire to secure by Letters Patent—

1. The combination of a cover having central neck and button, and of a wire bail made of two sections, with semicircular neck parts and end lips, with the mouth of a jar having opposite recesses and inclined ledges, substantially in the manner and for the purpose set forth.

2. The combination, with the round neck and button of a fruit-jar cover, of a wire bail made of two sections, with neck-clasping parts, soldered together at both sides of the neck, substantially as specified.

GEORGE W. GOMBER.

Witnesses:

WM. MINNICH,
J. F. BARBER.