

S. D. LAUFFER.
Burglar-Alarm.

No. 199,984.

Patented Feb. 5, 1878.

Fig. 1.

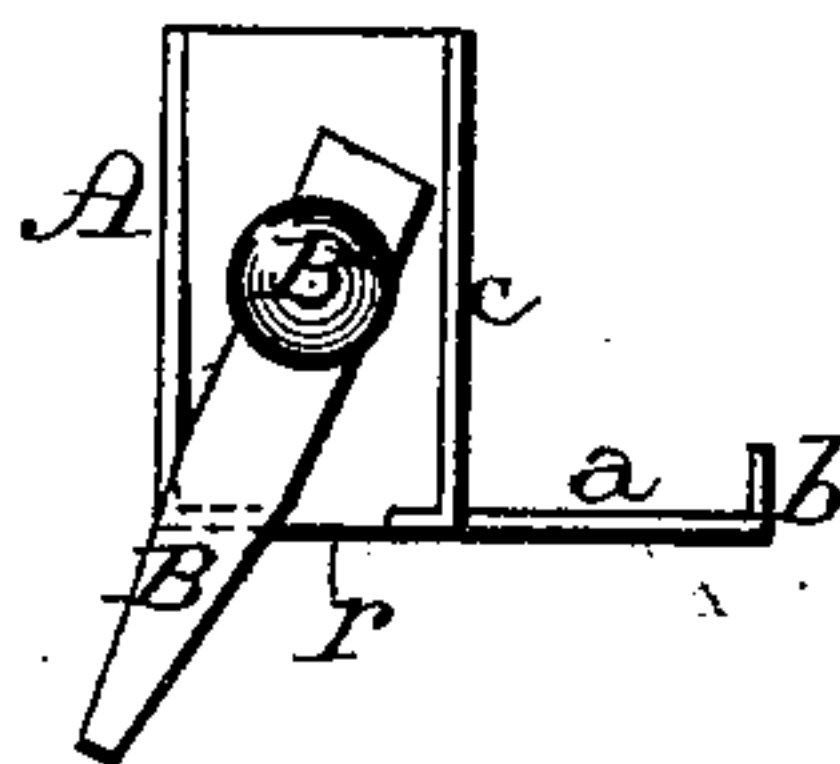


Fig. 2.

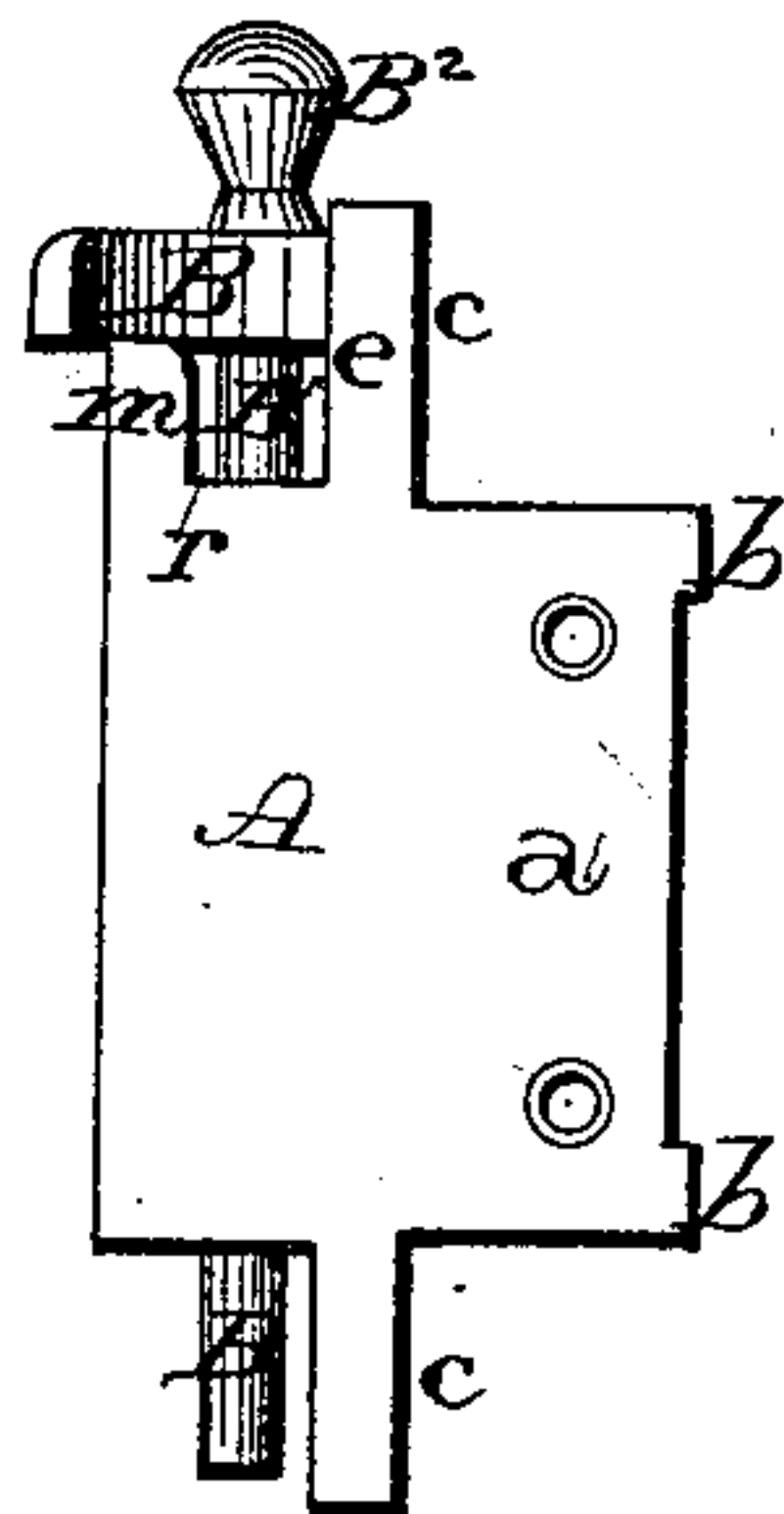


Fig. 3.

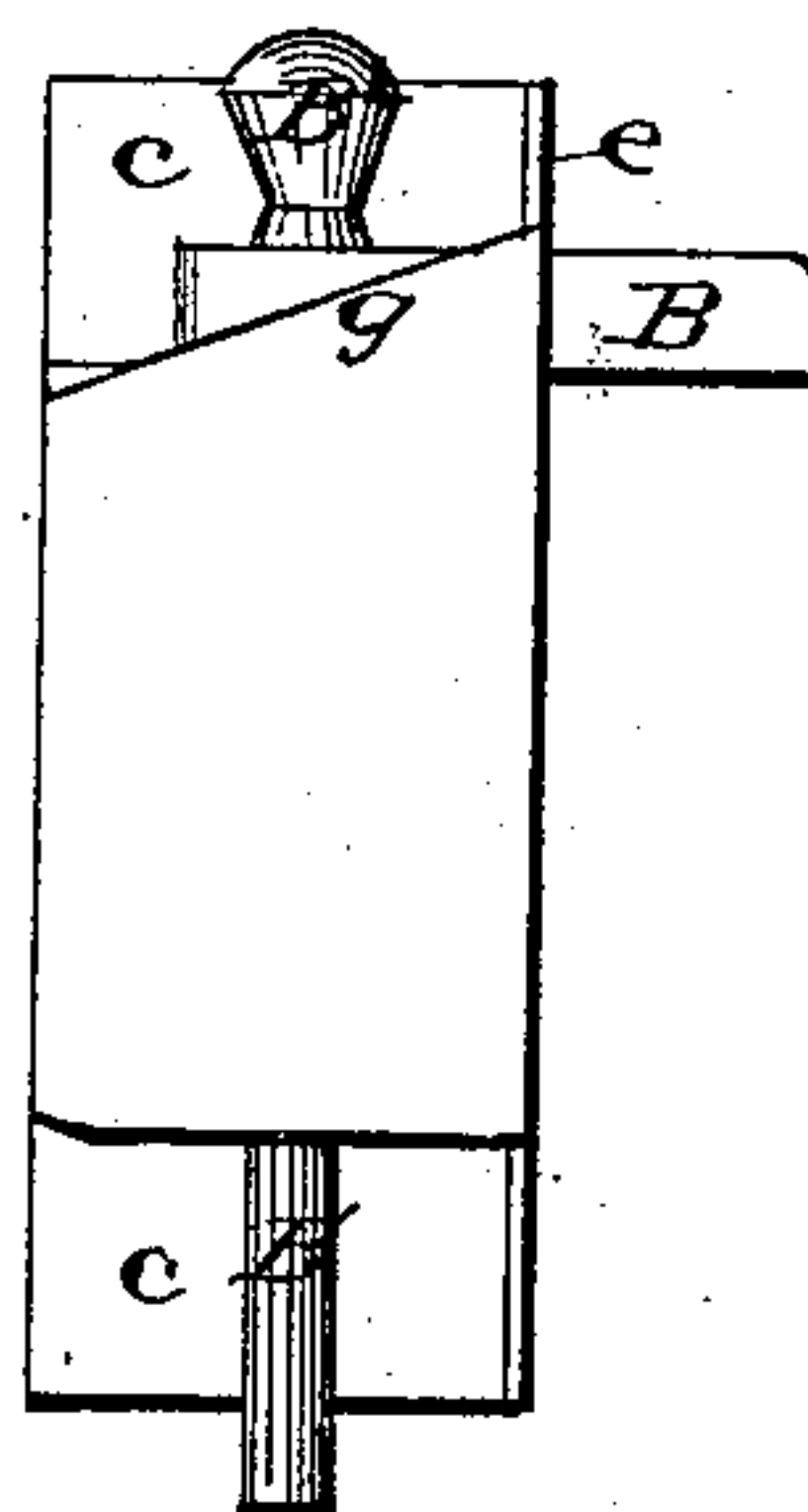
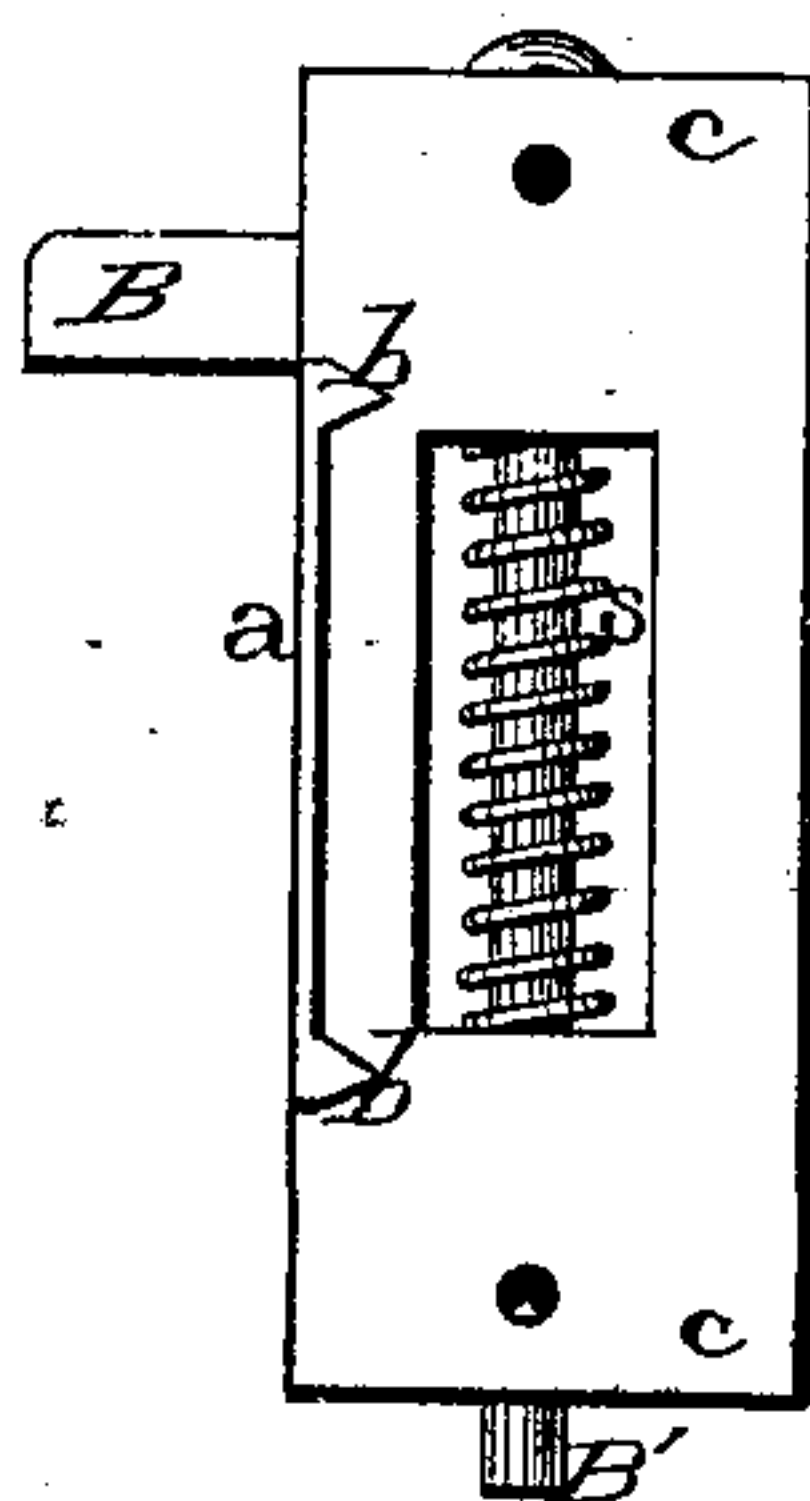


Fig. 4.



WITNESSES.

J. W. Garner.
W. S. Q. Barnes.

INVENTOR.

S. D. Lauffer.
per
F. A. Lehmann,
Atty.

UNITED STATES PATENT OFFICE.

SIMON D. LAUFFER, OF IRWIN STATION, PENNSYLVANIA, ASSIGNOR OF
THREE-FOURTHS OF HIS RIGHT TO AARON H. HEASLEY, CYRUS F. BIL-
HIMER, AND WILLIAM WILLIAMS, OF SAME PLACE.

IMPROVEMENT IN BURGLAR-ALARMS.

Specification forming part of Letters Patent No. **199,984**, dated February 5, 1878; application filed
January 12, 1878.

To all whom it may concern:

Be it known that I, SIMON D. LAUFFER, of Irwin Station, in the county of Westmoreland and State of Pennsylvania, have invented certain new and useful Improvements in Sash or Door Locks and Burglar-Alarms; and I do hereby declare the following to be a full, clear, and exact description of the invention, such as will enable others skilled in the art to which it pertains to make and use it, reference being had to the accompanying drawings, which form part of this specification.

My invention relates to an improvement in sash or door locks and burglar-alarms; and it consists in a combination of an alarm and a bolt for fastening doors or windows, which may be attached, either to remain permanently, or only for temporary purposes, as will be more fully described hereinafter.

The accompanying drawings represent my invention.

A represents the body of the lock or alarm in the shape of a rectangular box, one side of which has a backward-running extension or flange, *a*, provided with wickers or teeth *b*, and holes for screws. This extended part serves to attach or fasten the alarm to the inside of the rabbet in the door-frame or on the window-sash. The hind part *c* of the body A extends both above and below the box, and is provided on one side with a flange, *e*, bent forward on a line with extension *a*. B represents a bolt, forming a fixed arm of the movable rod B¹, which rod passes vertically through the center of the box A, projects above and below, and is actuated by spring *s* within the box.

The bolt B, with the rod B¹, may be turned

from side to side, to act as a bolt when in the notch *r*, or, when turned toward the opposite side, to remain inoperative. The notch *r* is formed between an elevation, *m*, on a front corner of the box A and the flange *e*. When in the notch the bolt presents the opening of the door or window-sash, and in order to remove the bolt it has to be lifted out of its seat *r* and moved down the inclined plane *g*, where it is held by the contraction of the spring. B² is a knob to facilitate the raising and turning of the bolt.

If it is desired to use the alarm as such, elevate the bolt and rest it upon the upper edge of the flange *e*; place detonating matter on top of box A in the notch *r*. When now the door is opened, the bolt will be pushed off, and, acted upon by the spring, give the alarm by the detonation caused by the bolt's violently striking upon the explosive substance. Having thus given the alarm, the bolt again occupies its former position in the notch *r*, and prevents the door from being opened, thus acting as an alarm and a bolt at the same time.

Having thus described my invention, I claim—

In a sash or door lock and burglar-alarm, the box A, having in front a slanting upper edge, in combination with the bolt B, rod B¹, spring *s*, and extension *a*, substantially as and for the purpose set forth and described.

In testimony that I claim the foregoing I have hereunto set my hand this 31st day of December, 1877.

SIMON D. LAUFFER.

Witnesses:

T. F. LEHMAN,
SAML. DIESCHER.

1750
mendo.