

T. & W. M. DUNHAM.
Tub-Ears.

No. 199,899.

Patented Feb. 5, 1878.

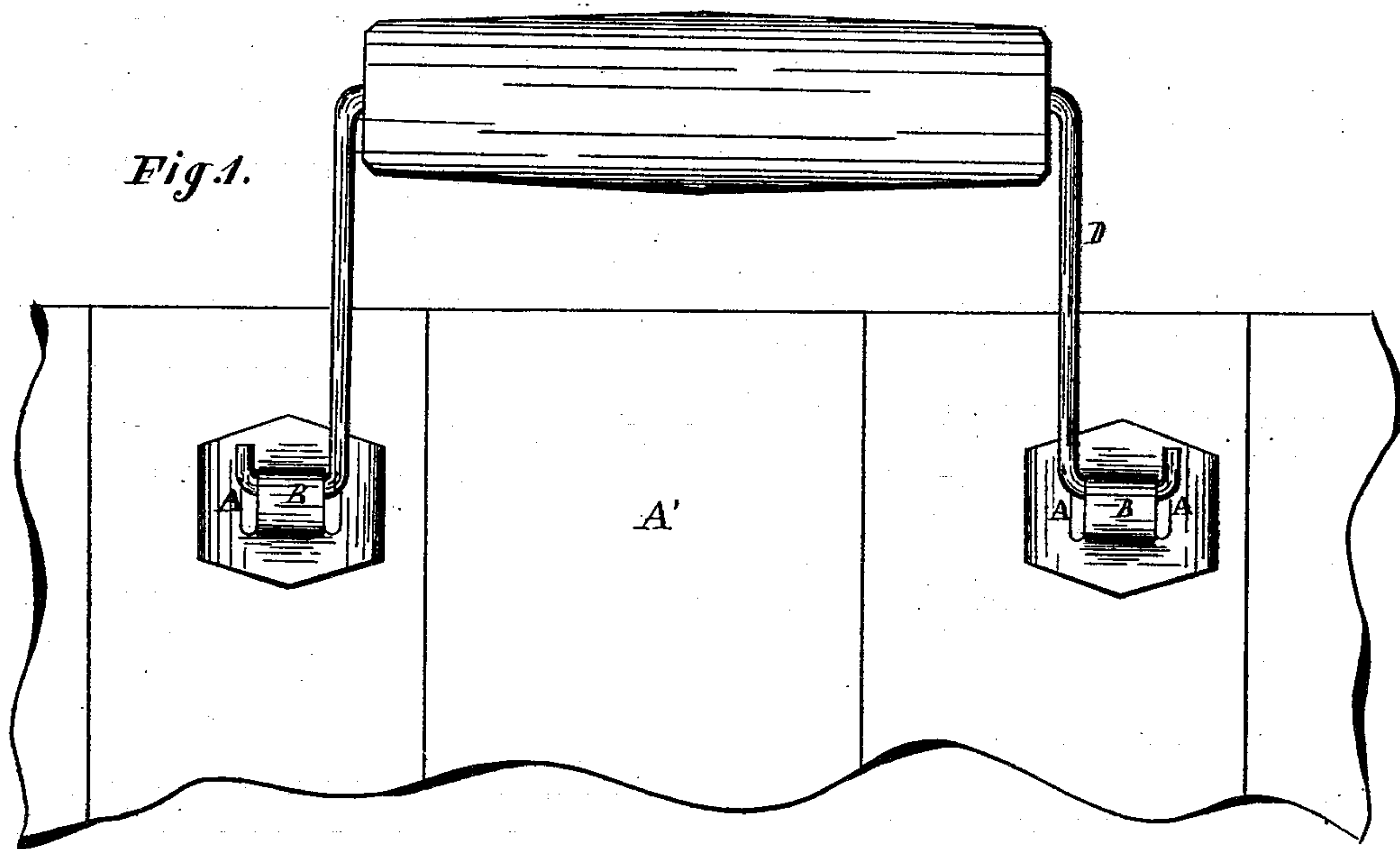


Fig. 2.

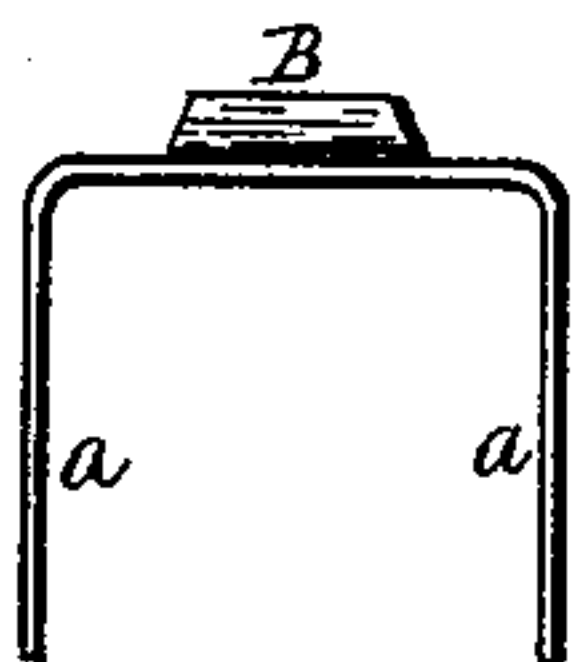


Fig. 4.

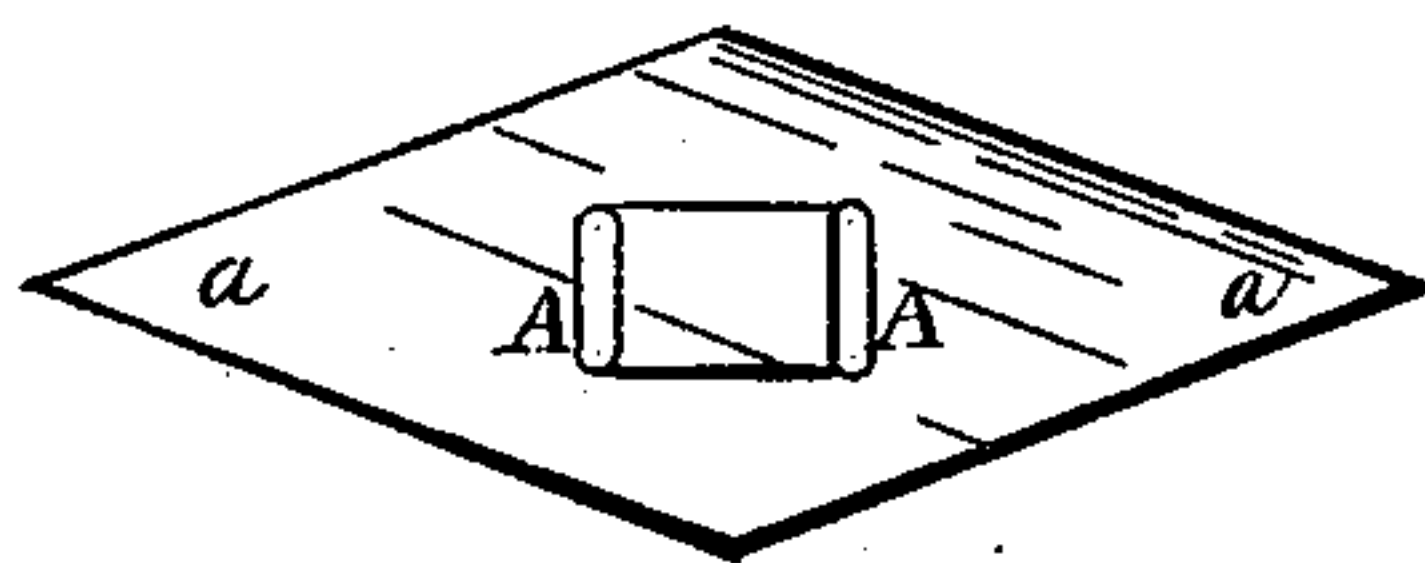
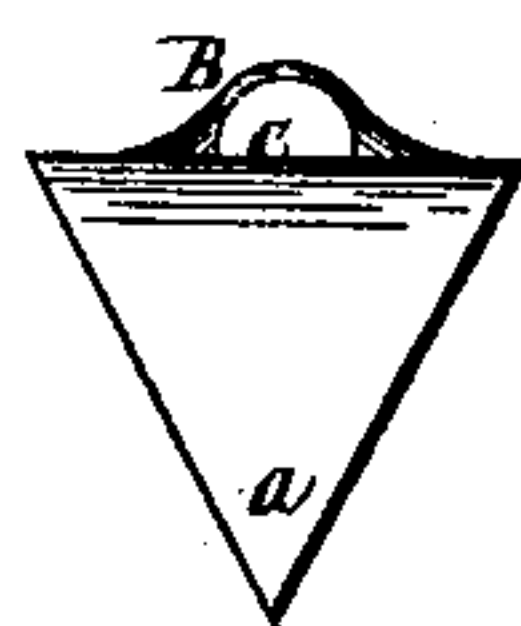


Fig. 3.



Witnesses.
Geo. H. Kerner.
Geo. Sinclair

Inventors.
T. Dunham
W. M. Dunham
per Burridge & Co
Atty.

UNITED STATES PATENT OFFICE.

TRUMAN DUNHAM AND WILLIAM M. DUNHAM, OF CLEVELAND, OHIO.

IMPROVEMENT IN TUB-EARS.

Specification forming part of Letters Patent No. **199,899**, dated February 5, 1878; application filed September 1, 1877.

To all whom it may concern:

Be it known that we, TRUMAN DUNHAM and WM. M. DUNHAM, of Cleveland, in the county of Cuyahoga and State of Ohio, have invented new and useful Improvements in Tub-Ears, of which the following is a description, reference being had to the accompanying drawings, making a part of this specification, in which—

Figure 1 is a section of a tub having applied thereto the ear alluded to. Figs. 2, 3, and 4 are views of the ears in different positions.

Like letters of reference refer to like parts in the several views.

This invention is a device whereby to attach the handles to tubs, &c., the construction of which and the application of the same being as follows: From a strip of sheet metal is cut a diamond-shaped piece or plate, as shown in Fig. 4, in which are made openings A. The metal between said openings is then struck up, forming an arch-like projecture, B, Fig. 2, above the face of the plate. Said projecture constitutes an eye, C, Fig. 3, wherein to insert the end of the wire of which the handle or bail D is made. The pointed ends of the plate referred to are bent at right angles to the plane of the plate, as shown in Fig. 2, also in Fig. 3, forming prongs, by which the ears are attached to the tub, as follows: The ends of the bail or

handle are first inserted in the eye C of the ear, the ends of which are then bent to prevent them from being pulled from the eye. The bail thus secured in the ears is shown in Fig. 1. The ears having the handle attached to them are secured to the tub A' by driving the prongs *a* into the side thereof until the plate is in contact with the wood. The ends of the prongs are then clinched down upon the inside of the tub, firmly fastening the ears and handle thereto.

The eye C, formed by the projecture B, is sufficiently large to allow the bail to turn freely therein, there being no depression or recess made in the wood immediately under the eye for that purpose.

What we claim as our invention, and desire to secure by Letters Patent, is—

An ear for tubs, &c., consisting of one piece of metal, and having a body or plate, prongs, and openings A, between which openings the metal of the body is struck up, forming a projecture or eye beyond the face of the body or plate, and open at both ends, substantially as herein described.

TRUMAN DUNHAM.
WILLIAM M. DUNHAM.

Witnesses:

J. H. BURRIDGE,
C. J. MITTINGER.